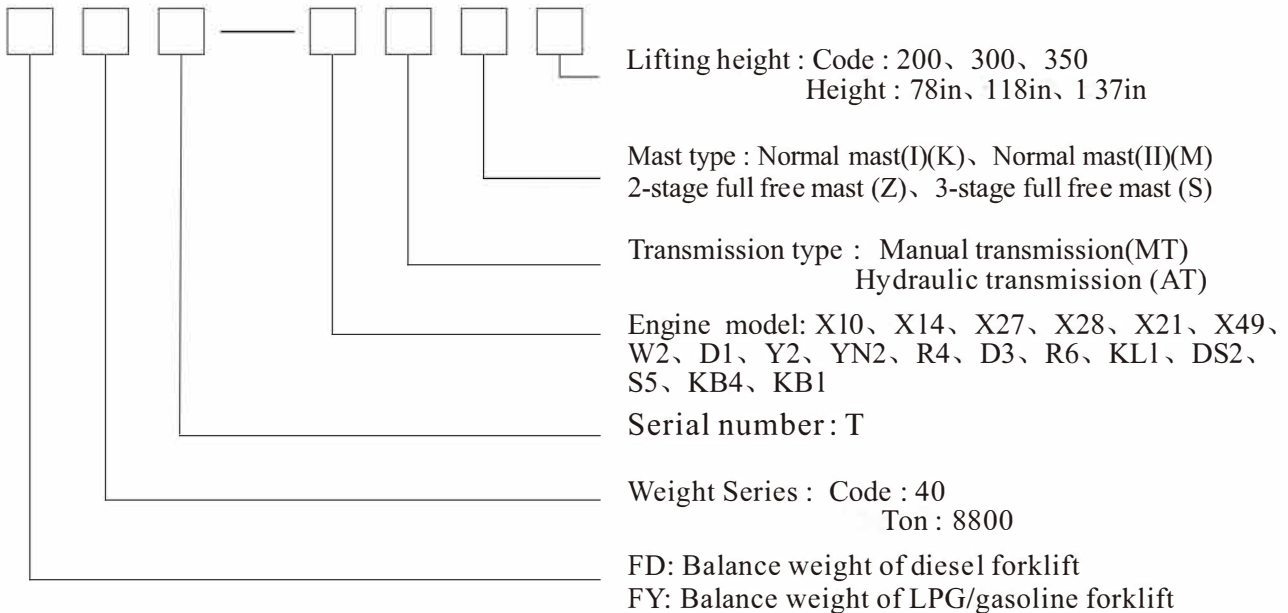


# GAMBIT 8800 DIESEL PARTS MANUAL



## FOREWORD

1. This parts list is applied to the Gambit 8800 forklift truck . It is intended for users to identify the name , number and quantity of the parts replaced or repaired and to order them from the suppliers works .
2. When order parts , it is necessary to state the model of the forklift truck , its date of manufacture and according to this Part List , to state the whole number , the whole name and quantity .
3. Among the models of the forklifts truck :

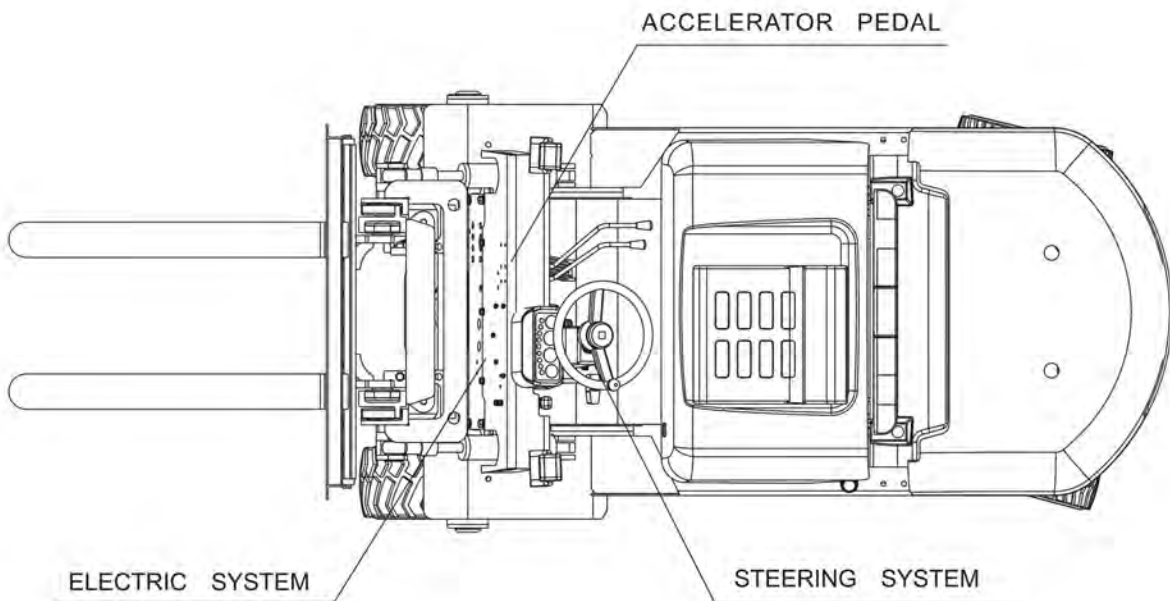
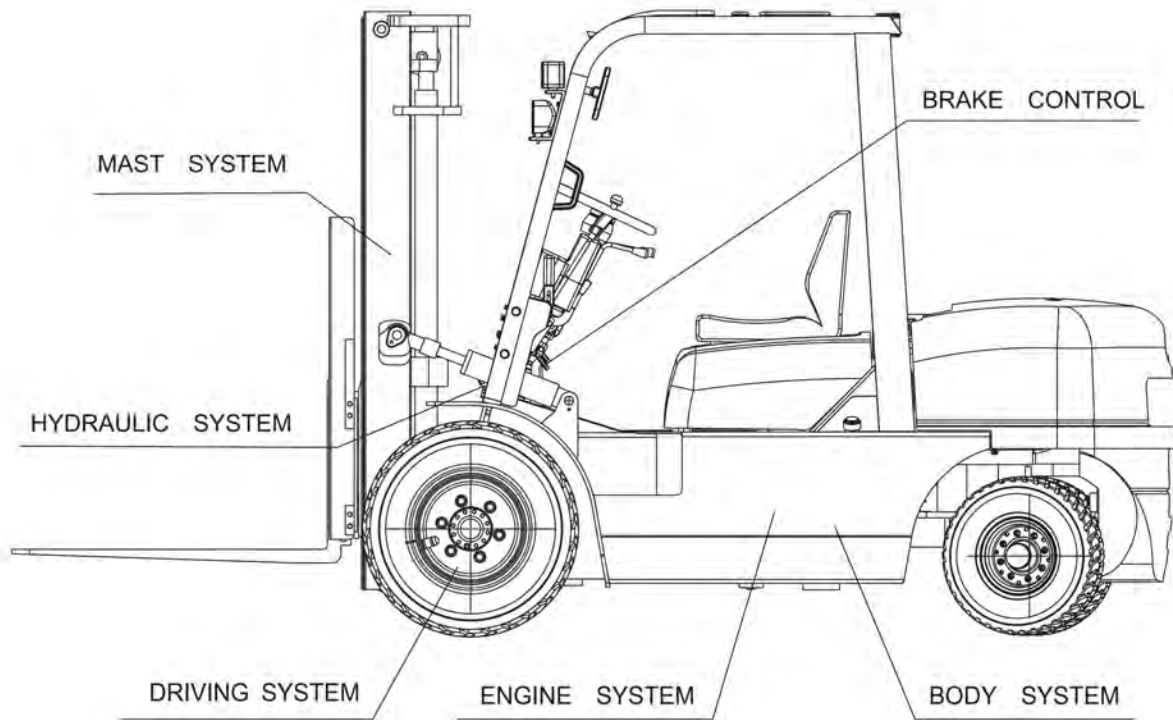


4. If there is any change, we will not notify.
5. Model application: Engine model and maximum capacity.
6. The following trucks are provided with corresponding engine.

FD40T-X Xinchai, Quanchai engine	FD40T-D3/CA498-06T3R engine
FD40T-W2/4JG2PE-01 engine	FY40T-R6/K25 engine
FD40T-D1/CA498-06T2/01-010 engine	FD40T-KL1/KDI1903TCR engine
FD40T-Y2/3/4/5/4TNE98/94 engine	FD40T-DS2/D24 engine
FD40T-YN2-AT/YN4A055-34CR engine	FD40T-S5/S4S-474 engine
FY40T-R4/K25EPA engine	FY40T-KB4/KB1/WG2503-L/GL-E3- GDS/KEA-1LPG/1 engine

**Note:** EX-A: Special parts made for the forklift trucks exported to US and Canada .  
EX-B: Parts made for common forklift trucks markets .

# GROUP INDEX



---

## INDEX

<b>A.</b>	Engine system	
	Engine mount . . . . .	1
	Air intake system . . . . .	14
	Cooling system . . . . .	16
	Fuel system . . . . .	26
	Exhaust system . . . . .	42
<b>B.</b>	Driving system	
	Differential . . . . .	57
	Drive unit mount . . . . .	59
	Drive unit . . . . .	61
	Drive unit(cover & inching valve) . . . . .	65
	Charging pump . . . . .	69
	Hydraulic clutch . . . . .	71
	Control valve . . . . .	73
	Inching valve . . . . .	75
	Tor-xon oil cooling system . . . . .	77
	Drive axle . . . . .	79
	Drive wheel assembly . . . . .	81
	Wheel brake . . . . .	85
	Transmission control linkage (tor-con type) . . . . .	89
<b>C.</b>	Steering system	
	Steering control . . . . .	92
	Steering axle . . . . .	96
	Steering wheel . . . . .	100
	Steering cylinder . . . . .	102
<b>D.</b>	Accelerator pedal	
	Accelerator pedal . . . . .	105
<b>E.</b>	Brake system	
	Brake & inching control . . . . .	112
	Master cylinder . . . . .	116
	Brake lever . . . . .	118



---

<b>F.</b>	Body system	
	Frame & balance . . . . .	121
	Hood, Floor Board & Seat . . . . .	137
	Head guard . . . . .	143
<b>G.</b>	Hydraulic system	
	Oil tank . . . . .	146
	Valve control linkage (two-throw) . . . . .	148
	Valve control linkage (three-throw) . . . . .	150
	Valve control linkage (four-throw) . . . . .	152
	Hydraulic pipe line . . . . .	154
<b>H.</b>	Lifting system	
	Hydraulic system mast (Normal mast KM) . . . . .	175
	Hydraulic system mast (Full Free 2-Stage Mast KZM) . . . . .	177
	Hydraulic system mast(Full Free 3-Stage Mast KZM) . . . . .	180
	Hydraulic system attachments(Normal mast KM) . . . . .	185
	Hydraulic system attachments(Full Free 2-Stage Mast KZM) . . . . .	191
	Hydraulic system attachments(Full Free 3-Stage Mast KZM) . . . . .	199
	Fork . . . . .	209
	Lift Bracket(Normal mast KM) . . . . .	211
	Lift Bracket(Full Free 2-Stage Mast KZM) . . . . .	213
	Lift Bracket Full Free 3-Stage Mast . . . . .	215
	Mast (Normal mast KM) . . . . .	217
	Mast (Full Free 2-Stage Mast KZM) . . . . .	219
	Mast (Full free 3-stage mast KZM) . . . . .	221
	Lift cylinder(Normal mast KM) . . . . .	223
	Front Lift cylinder(Full Free 2-Stage Mast KZM) . . . . .	224
	Front Lift Cylinder (Full Free 3-Stage Mast KZM) . . . . .	231
	Rear Lift cylinder(Full Free 2-Stage Mast KZM) . . . . .	235
	Rear Lift Cylinder (Full Free 3-Stage Mast KZM) . . . . .	239
	Tilt cylinder . . . . .	243
<b>I.</b>	Electric system	

	Electric system .....	246
<b>J.</b>	Scutcheon	
	Scutcheon .....	307

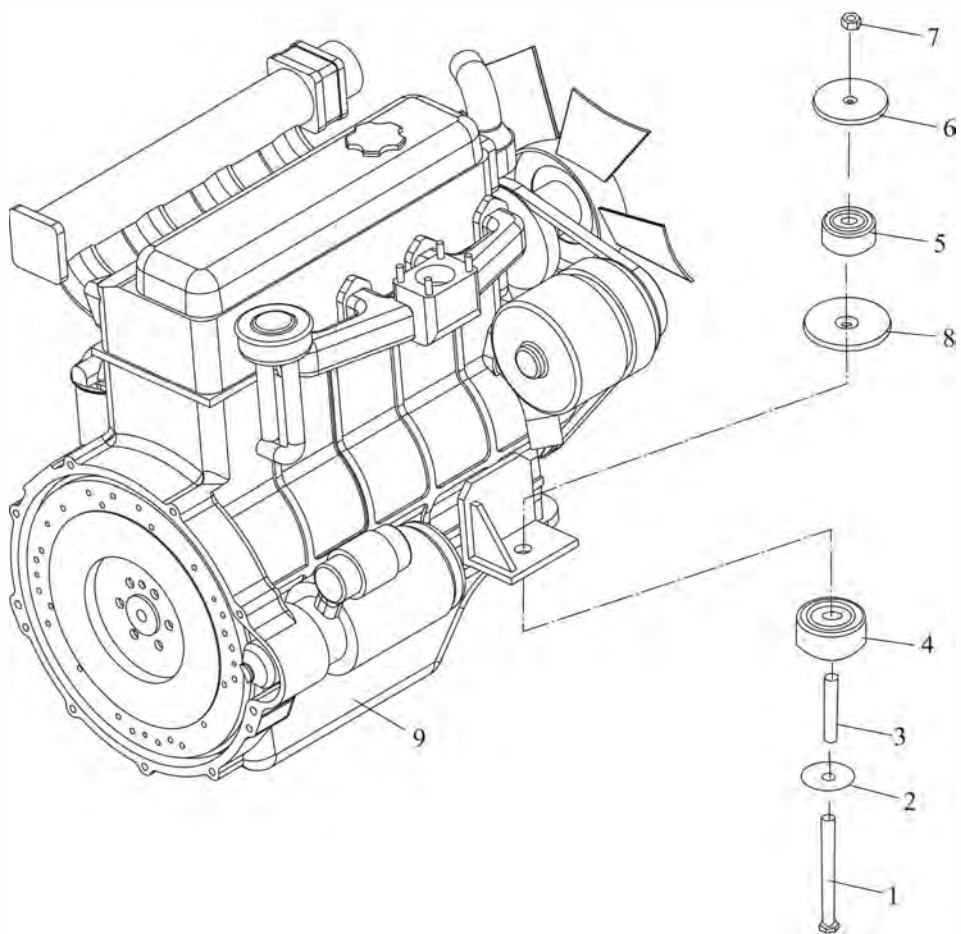
---

# **A、ENGINE SYSTEM**

---

Engine mount

Gambit 8800-X10/X14/X27/X28/X21/X49/YN2/D3



Engine mount

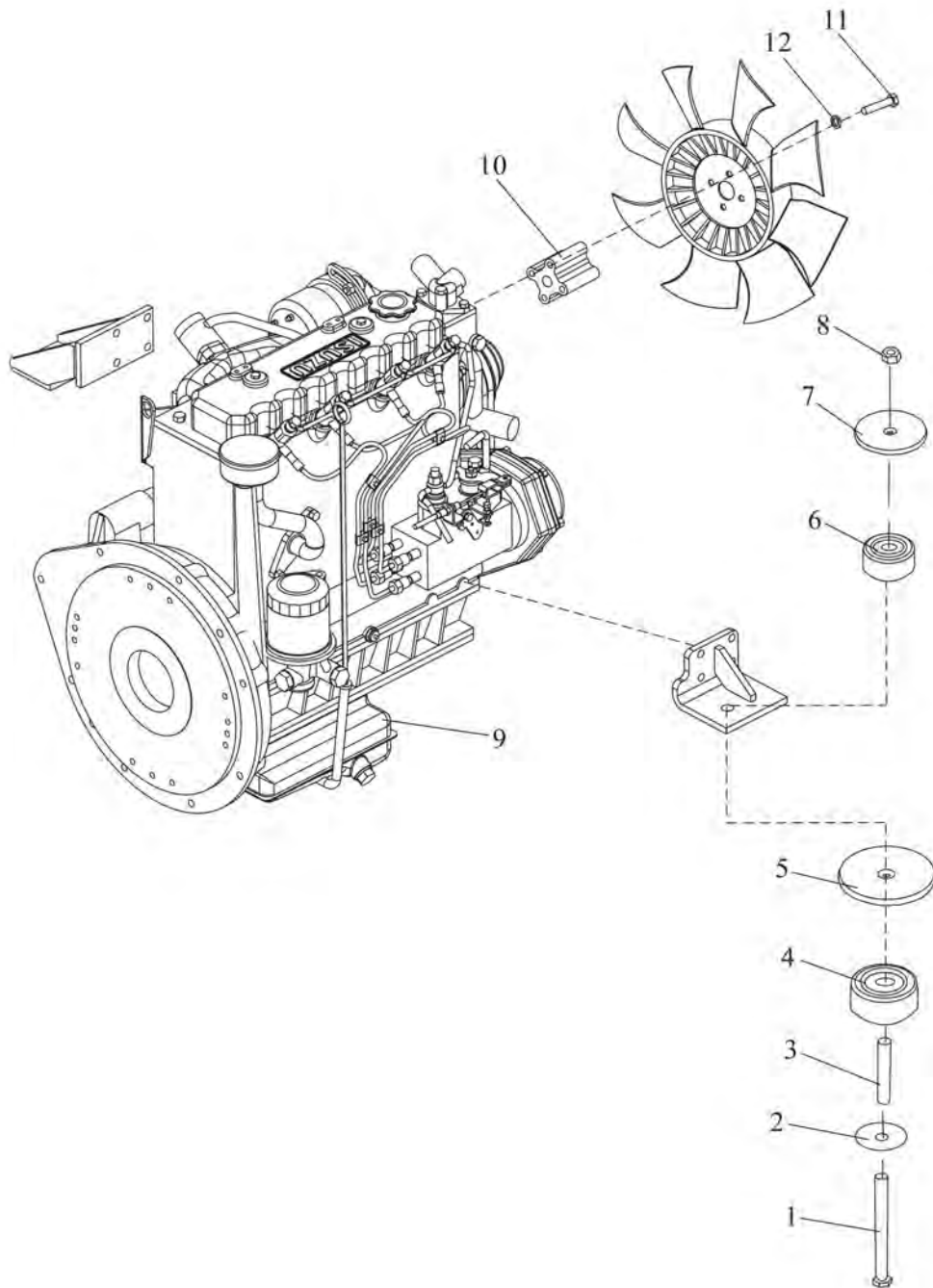
Gambit 8800-X10/X14/X27/X28/X21/X49/YN2/D3

Item	Part No	Description	Q'ty	Remark
1	GB/T5782	10×110×35 Bolt	2	
2	A30A5-10005	Washer	2	
3	A30A5-10002	Bushing	2	
4	A30A5-10003	Rubber	2	
5	A30A5-10004	Rubber	2	
6	A30A5-10006	Plate	2	
7	GB/T889.1	M10 Nut	2	
8	A30H5-10001	Washer	2	
9	A40A5-10300	XINCHAIA498BT1-34 Engine	1	8800-X10
-	A40A5-10200	XINCHAIA498BPG-520 Engine	1	8800-X14
-	A30A5-11800	XINCHAI4C4-50V31 Engine	1	8800-X27
-	A30A5-11700	XINCHAI4D32G31-007 Engine	1	8800-X28
-	A40A5-10400	XINCHAI4D35G-027 Engine	1	8800-X21
-	A30A5-13100	XINCHAI4D30XG30 Engine	1	8800-X49
-	A30PP5-10400	YN4A055-34CR Engine	1	8800-YN2
-	A40M5-10100	CA498-06T3R Engine	1	8800-D3



Engine mount

FD40T-W2/D1



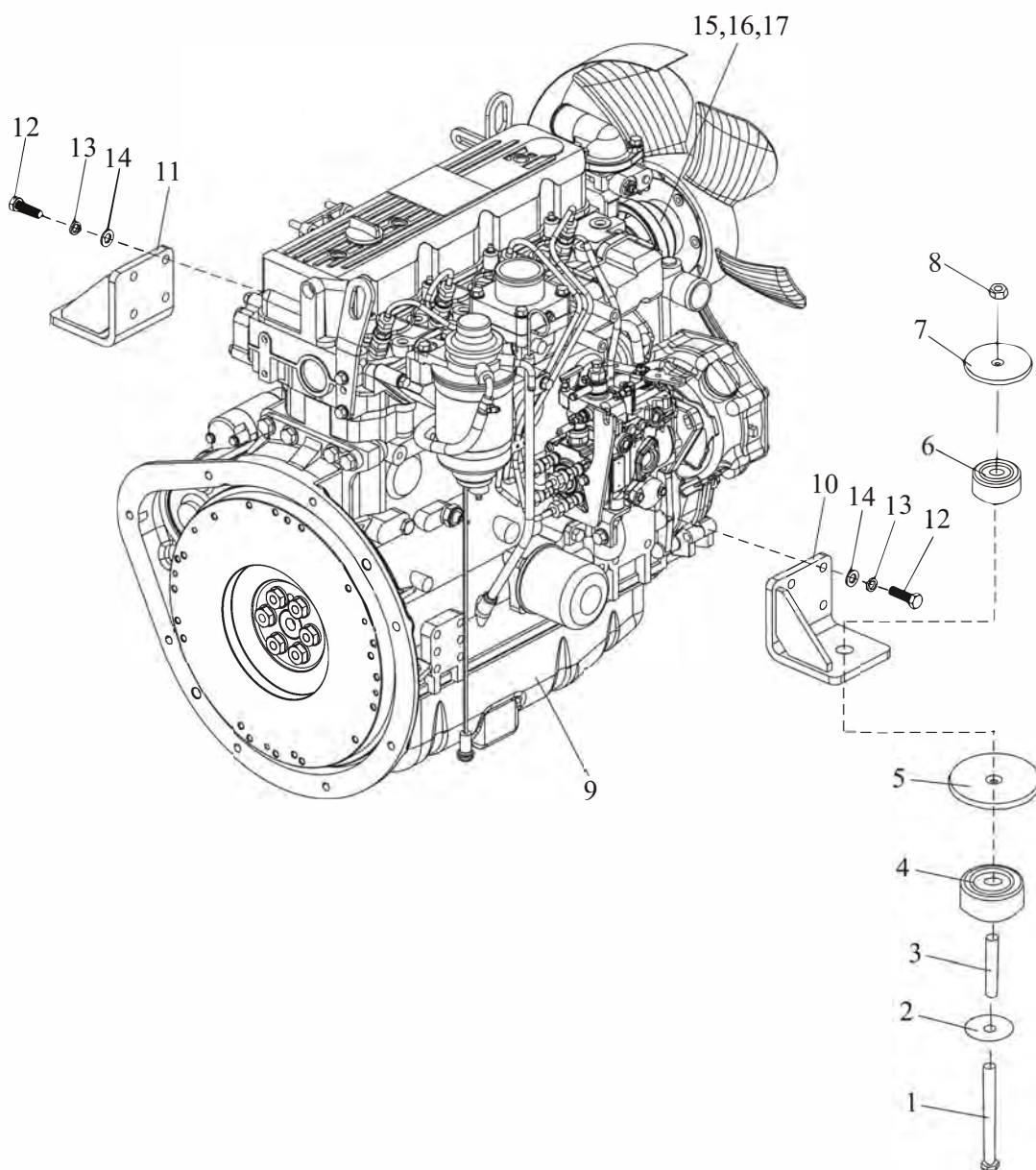
Engine mount

Gambit 8800-W2/D1

Item	Part No	Description	Q'ty	Remark
1	GB/T5782	M10×110×35 Bolt	2	
2	A30A5-10005	Washer	2	
3	A30A5-10002	Bushing	2	
4	A30A5-10003	Rubber	2	
5	A30H5-10001	Washer	2	
6	A30A5-10004	Rubber	2	
7	A30A5-10001	Plate	2	
8	GB/T889.1	M10 Nut	2	
9	A30G5-10200	ISUZU 4JG2PE-01 Engine	1	8800-W2
-	A30K5-12000	DACHAICA498-06T2/01-010 Engine	1	8800-D1
10	A30G5-10001	Fan block	1	8800-W2
-	A30K5-10001	Fan block	1	8800-D1
11	GB/T5783	M8×50 Bolt	4	
12	GB/T93	8 Washer,lock	4	

Engine mount

Gambit8800-Y2/Y3/Y4/  
Y5/S5 FY40T-R4/R6



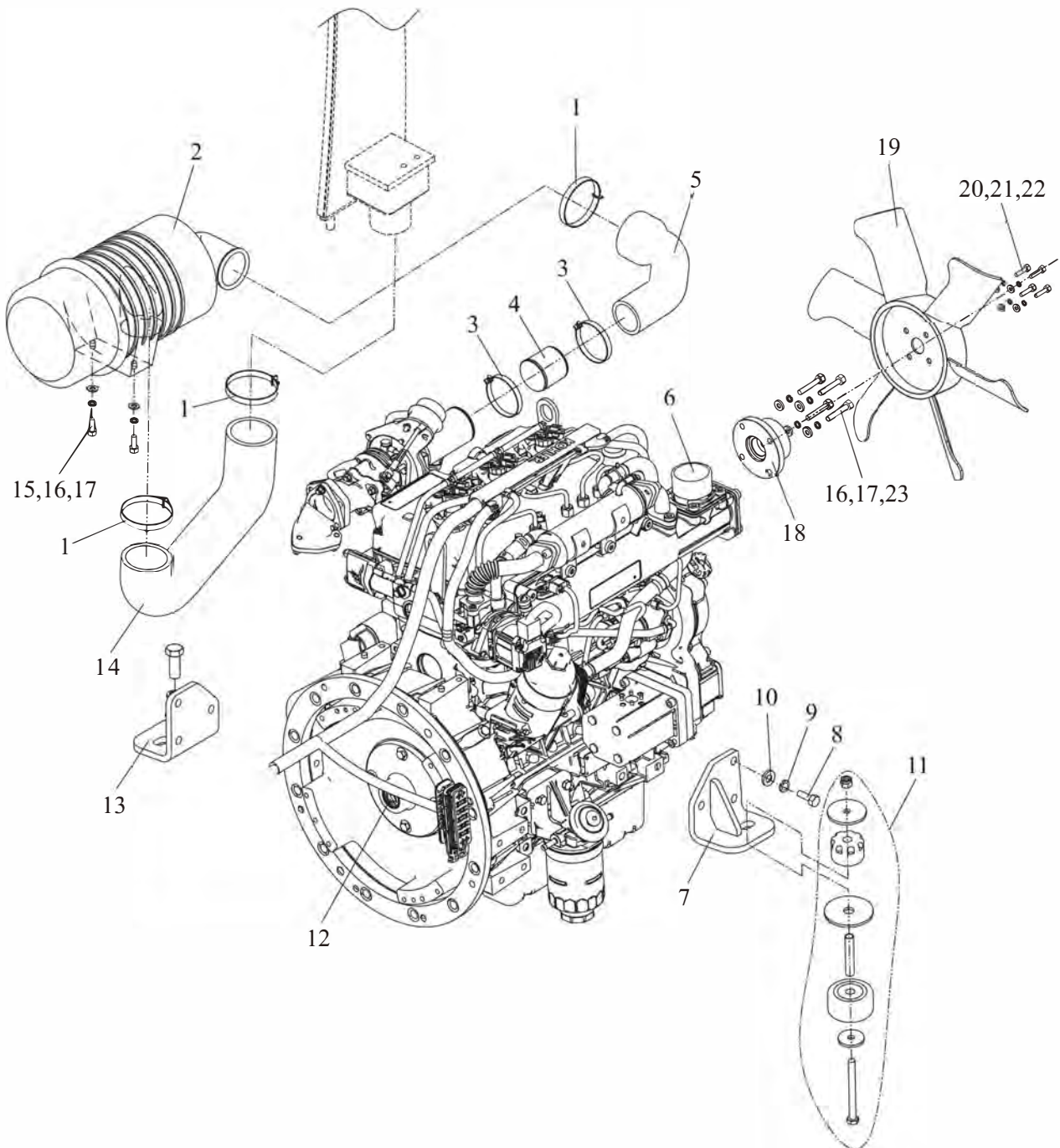
Engine mount

FD40T-Y2/Y3/Y4/Y5/S5  
FY40T-R4/R6

Item	Part No	Description	Q'ty	Remark
1	GB/T5782	M10×110×35 Bolt	2	
2	A30A5-10005	Washer	2	
3	A30A5-10002	Bushing	2	
4	A30A5-10003	Rubber	2	
5	A30H5-10001	Washer	2	
6	A30A5-10004	Rubber	2	
7	A30A5-10001	Plate	2	
8	GB/T889.1	M10 Nut	2	
9	A30H5-10200	YANMAR4TNE98_ Engine	1	8800-Y2
-	A30H5-10500	YANMAR 4TNV9L-BXPHZ Engine	1	8800-Y3
-	A30H5-10700	YANMAR 4TNE98-BQFLCC Engine	1	8800-Y4
-	A30H5-10800	YANMAR 94 Engine	1	8800-Y5
-	A30H5-10900	YANMAR 4TNE92-HRJC Engine	1	8800-Y6
-	A30AE5-10100	NISSAN K25 EPA Engine	1	8800-R4
-	A30E5-10300	NISSAN K25 Engine	1	8800-R6
-	A30BA5-10200	MITSUBISHI S4S-474 Engine	1	8800-S5
10	A30H5-10600L	Engine mount L.H.	1	
-	A30E5-10400	Engine mount L.H.	1	8800-R4/R6
-	A30BA5-10400	Engine mount L.H.	1	8800-S5
11	A30H5-10600R	Engine mount R.H.	1	
-	A30E5-10500	Engine mount R.H.	1	8800-R4/R6
-	A30BA5-10500	Engine mount R.H.	1	8800-S5
12	GB/T5783	M10×30 Bolt	8	
13	GB/T93	10 Washer,lock	8	
14	GB/T97.1	10 Washer	8	
15	A30AE5-10001	Fan block	1	8800-R4/R6
-	A30AE5-10001	Fan block	1	8800-S5
16	GB/T93	6 Washer,lock	4	8800-R4/R6
-	GB/T93	8 Washer,lock	4	8800-S5
17	GB/T5783	M6×70 Bolt	4	8800-R4/R6
-	GB/T5783	M8×50 Bolt	4	8800-S5

Engine mount

Gambit 8800-KL1





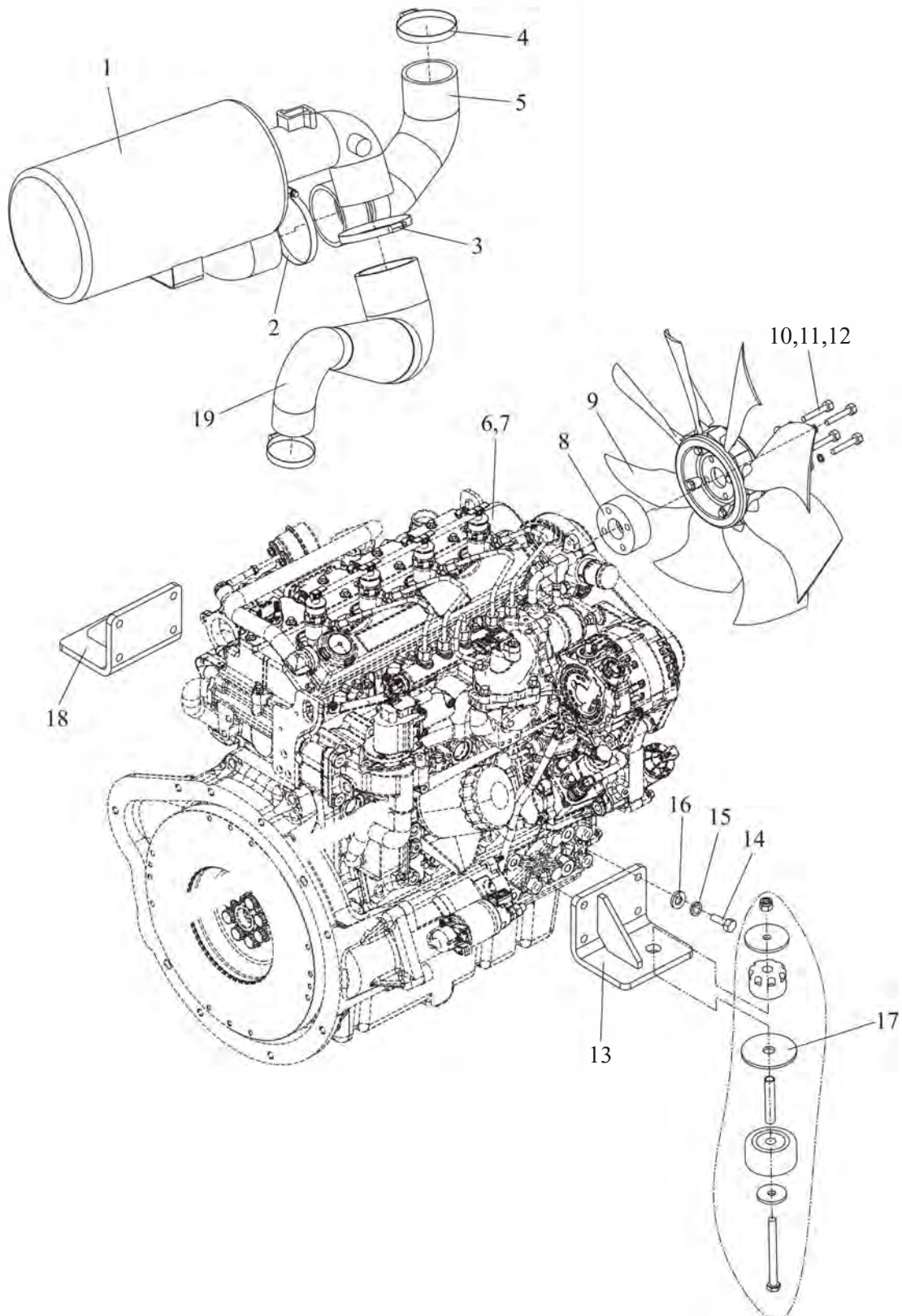
Engine mount

Gambit 8800-KL1

Item	Part No	Description	Q'ty	Remark
1	JB/T8870	80×60 Clip	3	
2	A30BN5-10200	Air cleaner	1	
3	JB/T8870	64×44 Clip	2	
4	A30BN5-10002	Hose, intake air	1	
5	A40R5-10001	Hose, intake air	1	
6	A30BN5-11000	KOHLER KDI1903TCR Engine	1	
7	A40R5-10100L	Engine mount L.H.	1	
8	GB/T5783	M12×25 Bolt	6	
9	GB/T93	12 Washer,lock	6	
10	GB/T97.1	12 Washer	6	
11	A30C5-10100	Damping pad	2	
12	GB/T276	6202-2Z Bearing	1	
13	A40R5-10100R	Engine mount R.H.	1	
14	A30A5-11001	A Hose, intake air	1	
15	GB/T5783	M8×20 Bolt	2	
16	GB/T93	8 Washer,lock	6	
17	GB/T97.1	8 Washer	6	
18	A30BN5-10003	Fan block	1	
19	A30BN5-10004	φ 420 Fan	1	
20	GB/T5783	M6×20 Bolt	4	
21	GB/T93	6 Washer,lock	4	
22	GB/T97.1	6 Washer	4	
23	GB/T5783	M8×30 Bolt	4	

Engine mount

Gambit 8800-DS2



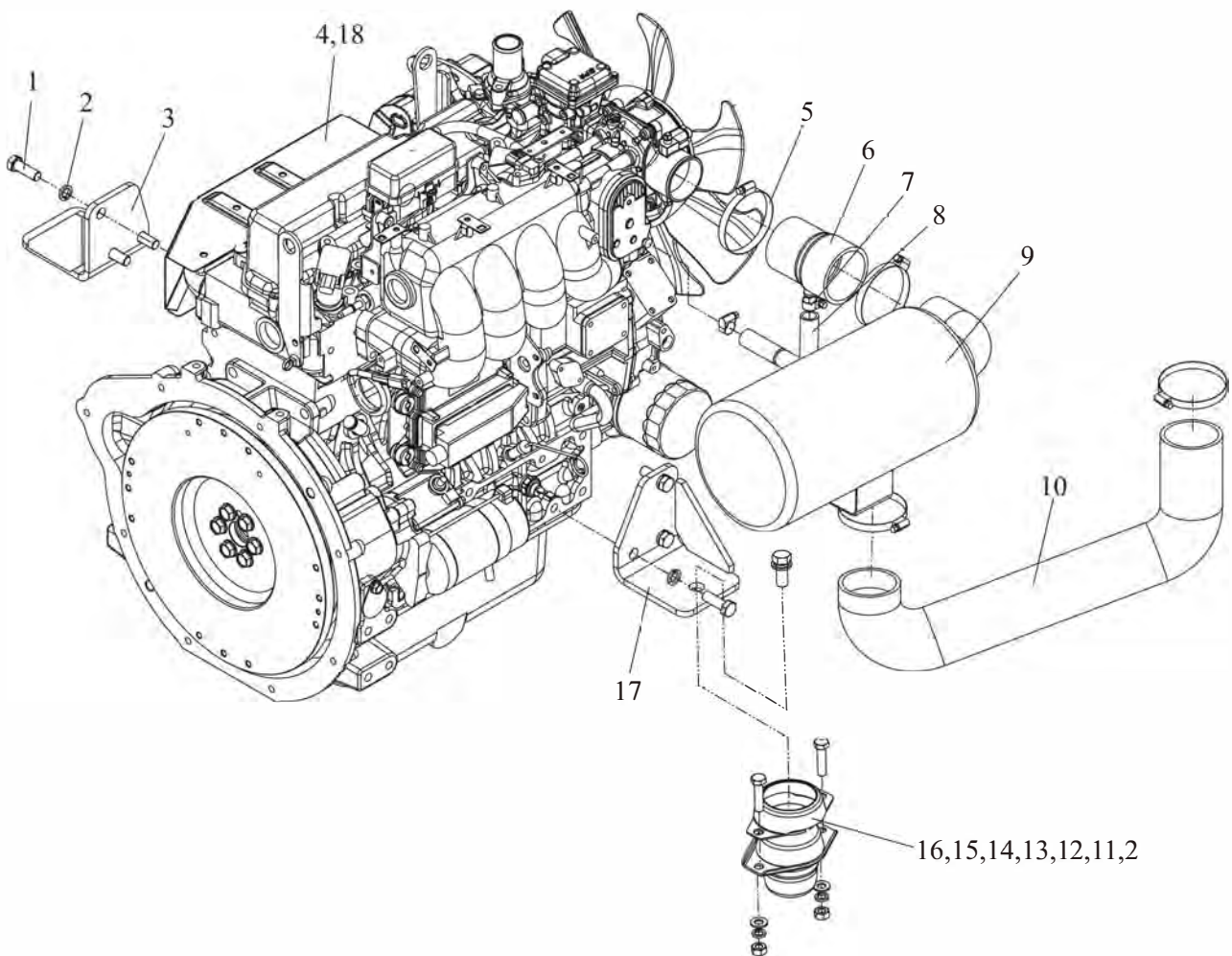
Engine mount

Gambit 8800-DS2

Item	Part No	Description	Q'ty	Remark
1	A40S5-10100	Air cleaner	1	
2	JB/T8870	100×80 Clip	3	
3	JB/T8870	64×44 Clip	2	
4	JB/T8870	80×60 Clip	1	
5	A40S5-10001	A Hose, intake air	1	
6	A30DL5-11000	DOOSAN D24 Engine	1	
7	A30DL5-12000	DOOSAN D24 Engine	1	
8	A30DL5-10002	Fan block	1	
9	A30DL5-10003	φ 420 Fan	1	
10	GB/T5783	M6×20 Bolt	4	
11	GB/T93	6 Washer,lock	4	
12	GB/T97.1	6 Washer	4	
13	A30DL5-10200L	Engine mount L.H.	1	
14	GB/T5783	M12×25 Bolt	6	
15	GB/T93	12 Washer,lock	6	
16	GB/T97.1	12 Washer	6	
17	A30C5-10100	Damping pad	2	
18	A30DL5-10200R	Engine mount R.H.	1	
19	A40S5-10002	B Hose, intake air	1	

Engine mount

Gambit 8800-KB4/KB1



Engine mount

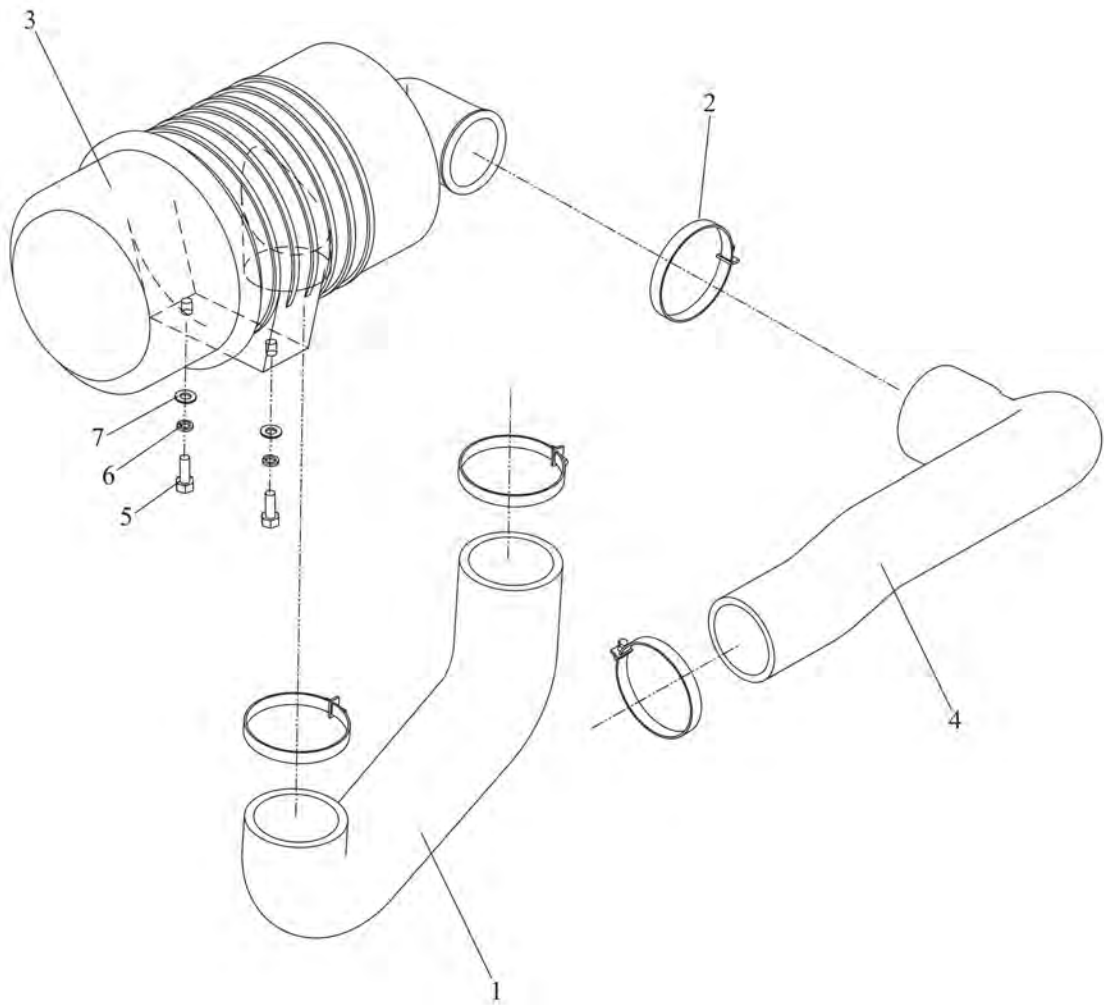
Gambit 8800-KB4/KB1

Item	Part No	Description	Q'ty	Remark
1	GB/T5785	M12×1.25×35 Bolt	6	
2	GB/T93	12 Washer,lock	8	
3	A30DS5-10200	Engine mount R.H.	1	
4	A30DE5-10500	KUBOTA WG2503-L-E3-GDS-1 Engine	1	
5	JB/T8870	80×60 Clip	4	
6	A40U5-10002	B Hose, intake air	1	
7	JB/T8870	16×10 Clip	2	
8	TG001-13020	φ 13×200 Hose L.P	1	
9	A30A5-11200	Air cleaner	1	
10	A40U5-10001	A Hose, intake air	1	
11	A30EG5-10400	Damping pad	2	
12	A30EG5-10001	Steel protective shell	2	
13	GB/T5783	M10×40 Bolt	8	
14	GB/T6170	M10 Nut	4	
15	GB/T97.1	12 Washer	8	
16	GB/T5783	M12×40 Bolt	2	
17	A30DS5-10100	Engine mount L.H.	1	
18	A30DE5-10400	KUBOTA WG2503-GL-E3-GDS-1 Engine	1	



---

Air intake system

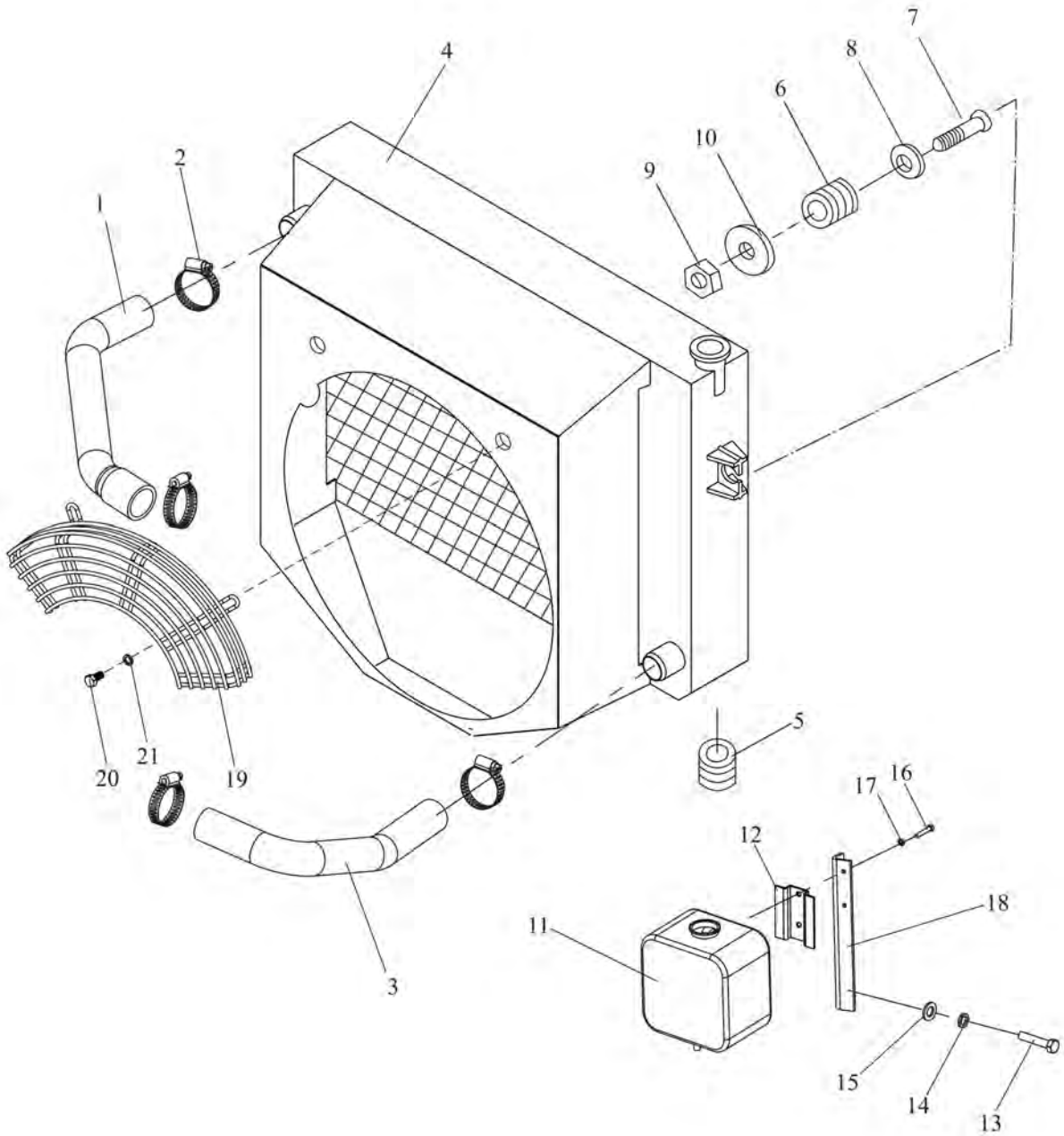


## Air intake system

Item	Part No	Description	Q'ty	Remark
1	A30P5-10101	A Hose, intake air	1	8800-XSERIES
-	A30A5-11001	A Hose, intake air	1	8800-W2/Y2/Y3/Y4/Y5/D1/S5
-	A40K5-10101	A Hose, intake air	1	8800-R4
-	A15C5-10002	A Hose, intake air	1	8800-YN2
2	JB/T8870	80×60 Clip	4	8800-D3
3	A30A5-11200	Air cleaner	1	
4	A30A5-11002	B Hose, intake air	1	8800-XSERIES
-	A30G5-10101	B Hose, intake air	1	8800-W2 FD40T-
-	A30H5-10101	B Hose, intake air	1	Y2/Y3/Y4/Y5
-	A35A5-11001	B Hose, intake air	1	8800-D1 FD40T-
-	A30PP5-10101	Hose, intake air	1	YN2
-	A30E5-10101	Hose, intake air	1	8800-R4
-	A30KA5-10101	Hose, intake air	1	8800-D3
-	A40T5-10001	B Hose, intake air	1	8800-S5
5	GB/T5783	M8×20 Bolt	2	
6	GB/T93	8 Washer,lock	2	
7	GB/T97.1	8 Washer	2	

---

# Cooling system

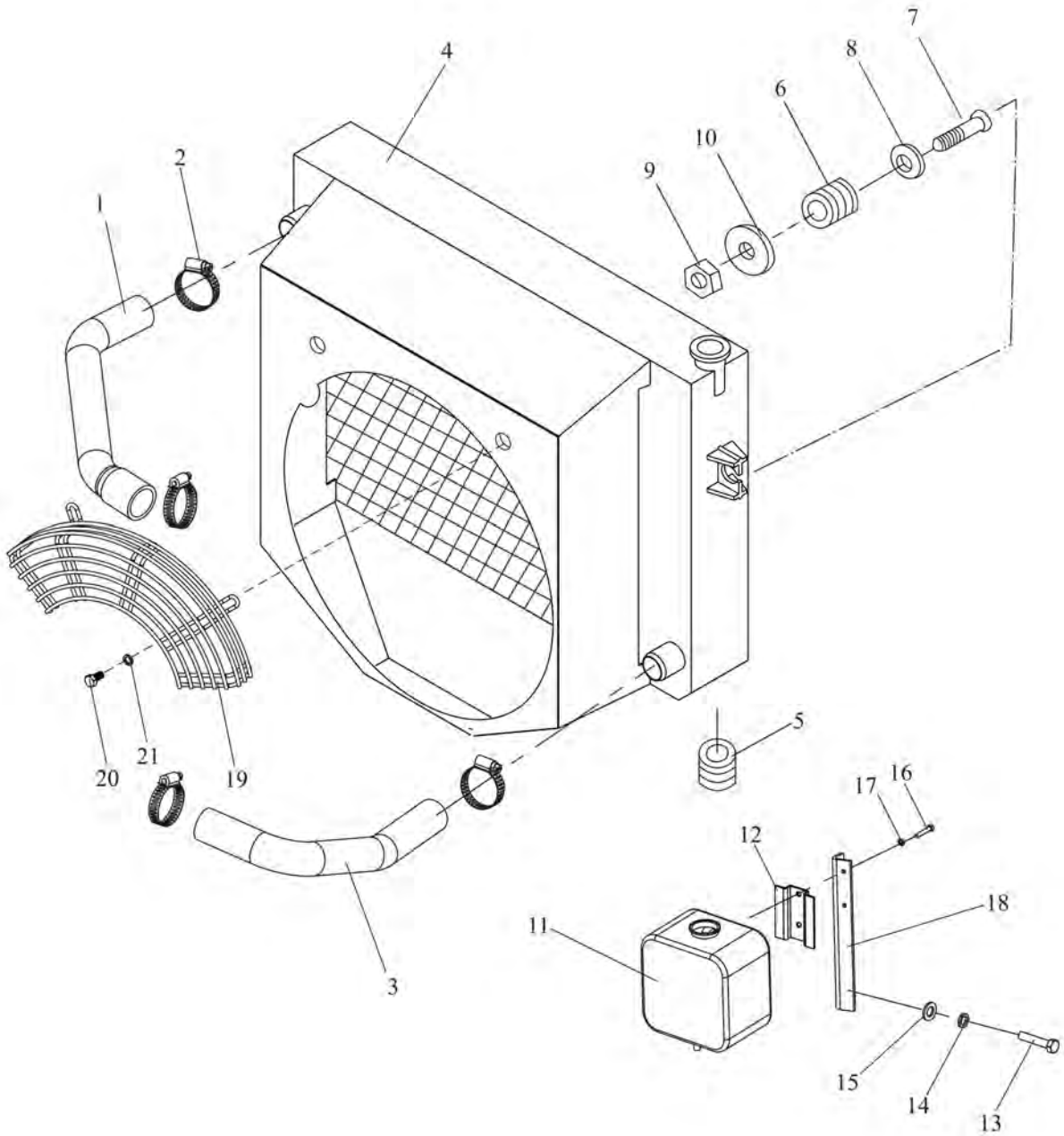


## Cooling system

Item	Part No	Description	Q'ty	Remark
1	A30A5-40001	Hose rubber	1	8800X <sub>SERIES</sub> /YN2
-	A30G5-40002	Hose rubber	1	8800-W2 FD40T-
-	A35A5-40001	Hose rubber	1	D1/D3
-	A30H5-40001	Hose rubber	1	8800-Y2/Y3/Y4/Y5
-	A30E5-40002	Hose rubber	1	8800-R4/R6 8800-
-	A30BA5-40001	Hose rubber	1	S5
-	A20PN5-40001	Hose rubber	1	8800-KB4/KB1
2	JB/T8870	50×32 Clip	4	
3	A30A5-40002	Hose rubber	1	8800 <sub>SERIES</sub> /YN2
-	A30G5-40001	Hose rubber	1	8800-W2
-	A35A5-40002	Hose rubber	1	8800-D1
-	A30H5-40002	Hose rubber	1	8800-Y2/Y3/Y4/Y5
-	A30E5-40001	Hose rubber	1	8800-R4/R6
-	A30KA5-40001	Hose rubber	1	8800-D3
-	A30BA5-40002	Hose rubber	1	8800-S5
-	A20PN5-40002	Hose rubber	1	8800-KB4/KB1
4	A35C5-40200	Radiator	1	8800-X <sub>SERIES</sub> 8
-	A30G5-40300	Radiator	1	8800-W2
-	A30G5-40400	Radiator	1	8800-W2
-	A35B5-40200	Radiator	1	8800-D1
-	A30H5-40100	Radiator	1	8800-Y2/Y4
-	A30H5-40200	Radiator	1	8800-Y3/Y5
-	A30H5-40600	Radiator	1	8800-Y3/Y5
-	A30PC5-40100	Radiator	1	8800-YN2
-	A30AE5-40100	Radiator	1	8800-R4
-	A30E5-40400	Radiator	1	8800-R6
-	A30E5-40200	Radiator	1	8800-R6
-	A30E5-41000	Radiator	1	8800-R6
-	A30E5-40900	Radiator	1	8800-R6
-	A30E5-40100	Radiator	1	8800-R6

---

# Cooling system



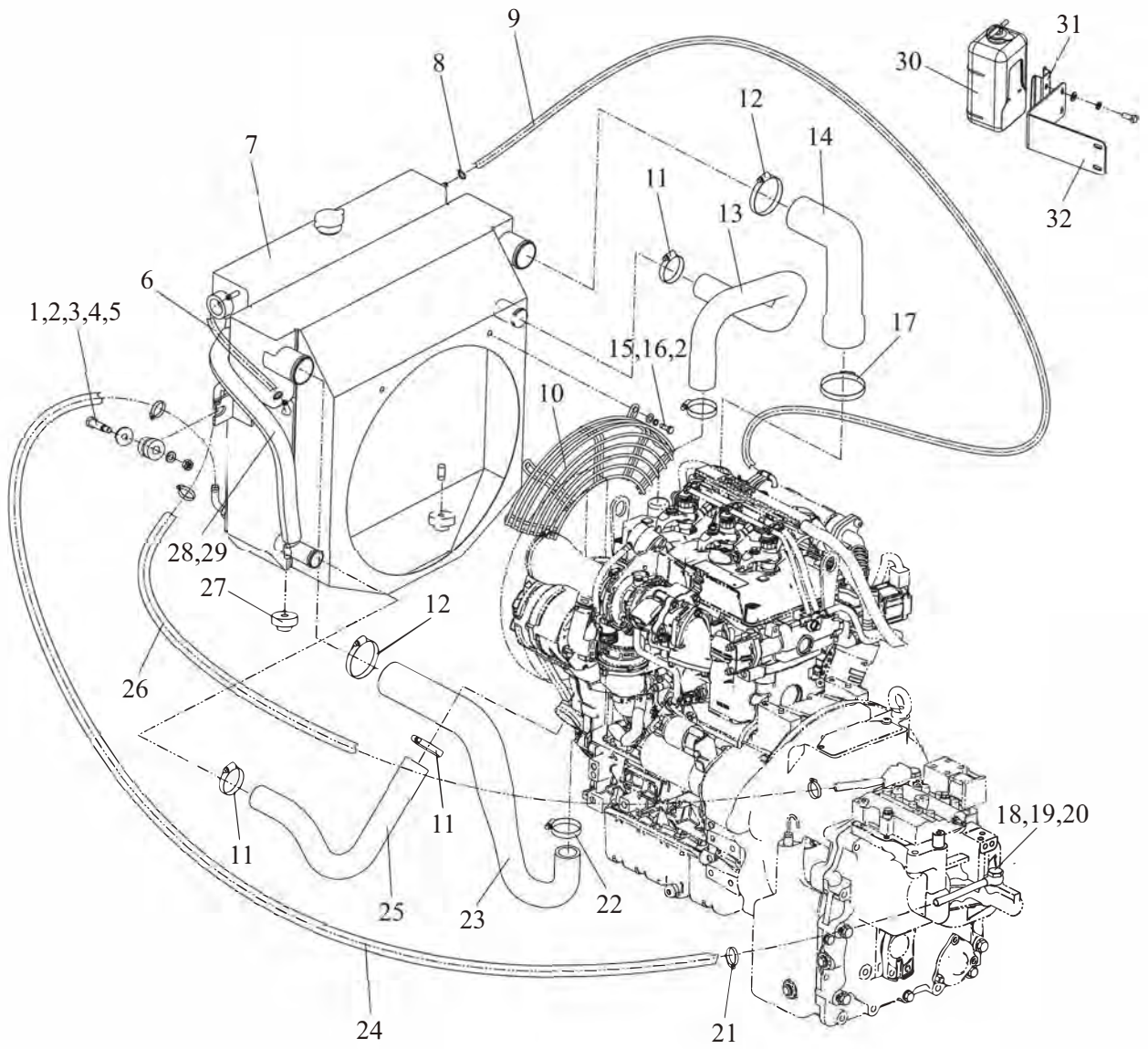


## Cooling system

Item	Part No	Description	Q'ty	Remark
-	A30E5-40300	Radiator	1	8800-R6
-	A30KA5-40300	Radiator	1	8800-D3
-	A30KA5-40100	Radiator	1	8800-D3
-	A30BA5-40200	Radiator	1	8800-S5
-	A30BA5-40100	Radiator	1	8800--S5
-	A30BA5-40400	Radiator	1	8800-S5
-	A20PN5-40100	Radiator	1	8800-KB4/KB1
5	A30A5-40003	Rubber I	2	
6	A30A5-40004	Rubber II	2	
7	A30A5-40005	Bolt	2	
8	A30A5-20003	Plate	2	
9	GB/T889.1	M8 Nut	2	
10	GB/T97.1	8 Washer	2	
11	A30I5-40100	Auxiliary radiator	1	
-	A45L5-40200	Auxiliary radiator	1	8800-D1/Y2/Y3/Y4/ Y5/D3 8800-R6
12	A30I5-40101	Auxiliary radiator bracket	1	
-	A30D5-40900	Auxiliary radiator bracket	1	8800-D1/Y2/Y3/Y4/ Y5/D3 8800-R6
13	GB/T5783	M6×15 Bolt	2	
14	GB/T93	6 Washer,lock	2	
15	GB/T97.1	6 Washer	2	
16	GB/T5783	M8×15 Bolt	2	
17	GB/T93	8 Washer,lock	2	
19	A30BC5-40210	Fan retainer	1	
20	GB/T5783	M8×16 Bolt	2	
21	GB/T93	8 Washe, lock	2	

Cooling system

8800-KL1



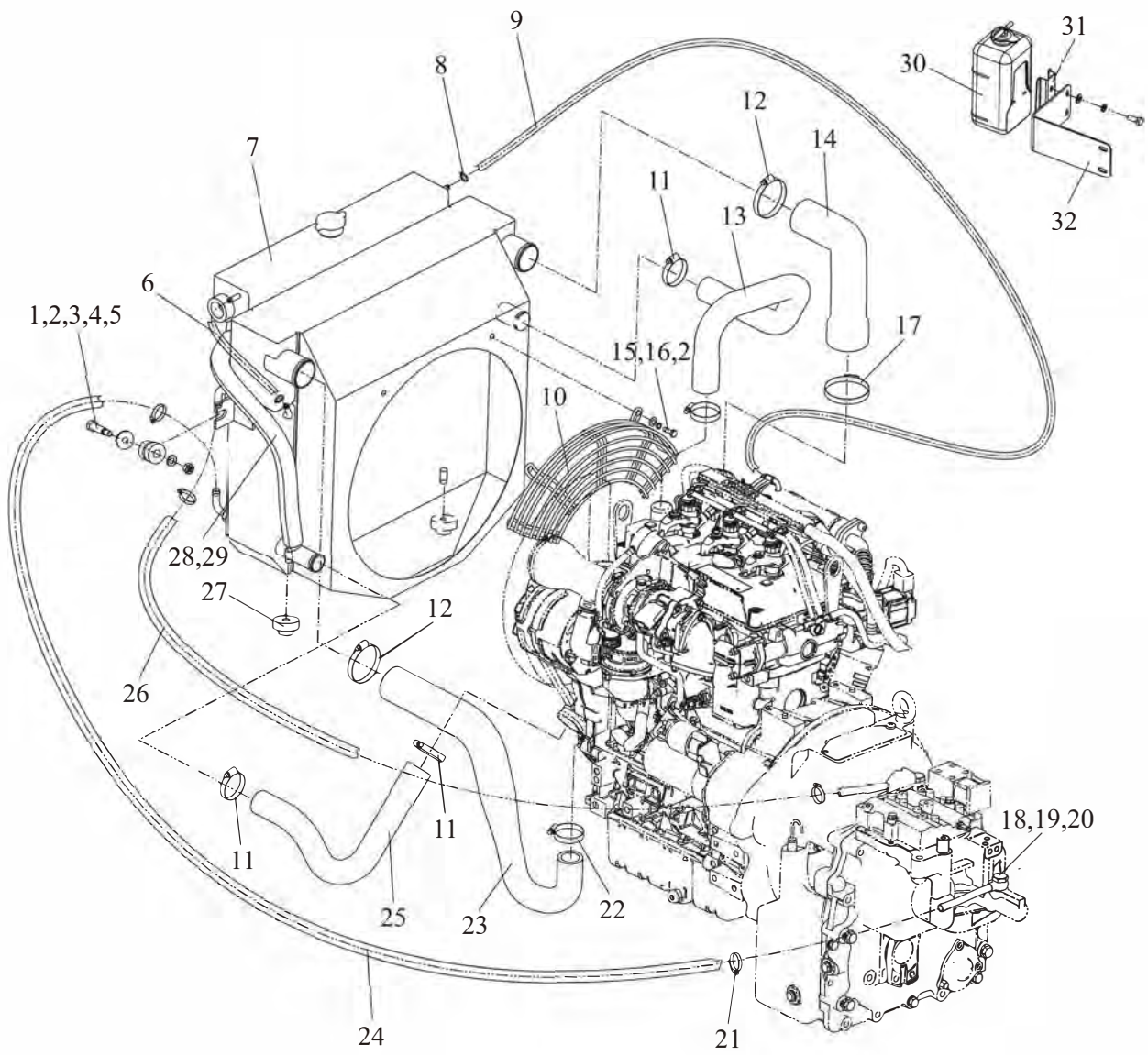
## Cooling system

8800-KL1

Item	Part No	Description	Q'ty	Remark
1	GB/T889.1	M8 Nut	2	
2	GB/T97.1	8 Washer	4	
3	A30A5-40004	Rubber II	2	
4	A30A5-20003	Plate	2	
5	A30A5-40005	Bolt	2	
6	TG000-08025	$\phi 8 \times 250$ Hose	1	
7	A30BN5-40100	Radiator	1	
8	JB/T8870	16 $\times$ 10 Clip	4	
9	TG000-08120	$\phi 8 \times 1200$ Hose	1	
10	A30BN5-40110	Fan retainer	1	
11	JB/T8870	50 $\times$ 32 Clip	4	
12	JB/T8870	T 65 $\times$ 57 Clip	3	
13	A30BN5-40004	Hose rubber	1	
14	A30BN5-40002	Hose rubber	1	
15	GB/T5783	M8 $\times$ 16 Bolt	2	
16	GB/T93	8 Washer,lock	2	
17	JB/T8870	T 75 $\times$ 67 Clip	1	
18	A30HG5-40001	Bolt	2	
19	GJT-492-00	Articulated joint	2	
20	JB/T 982	14 Combination pad	4	
21	JB/T8870	25 $\times$ 16 Clip	4	
22	JB/T8870	T 46 $\times$ 38 Clip	1	
23	A30BN5-40001	Hose rubber	1	
24	TG000-12180	$\phi 12 \times 1800$ Hose	1	
25	A30BN5-40003	Hose rubber	1	
26	TG000-12200	$\phi 12 \times 2000$ Hose	1	
27	A30A5-40003	Rubber I	2	
28	A30BN5-40005	Auxiliary radiator plate	1	
29	JB/T8870	40 $\times$ 25 Clip	2	
30	A45L5-40200	Auxiliary radiator	1	

Cooling system

8800-KL1



---

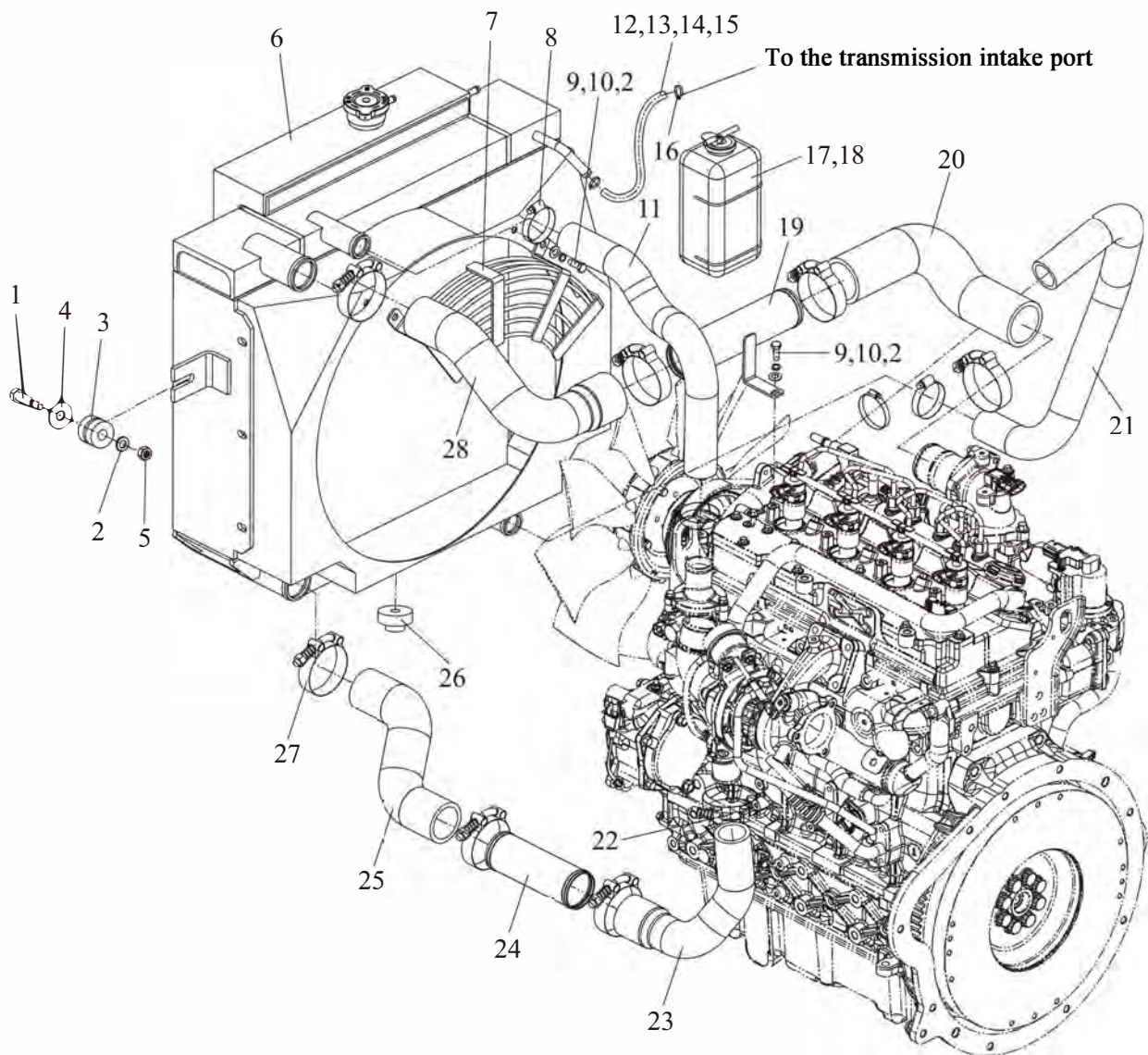
Cooling system

8800-KL1

Item	Part No	Description	Q'ty	Remark
31	A45L5-40211	Auxiliary radiator bracket	1	
32	A30BN5-40006	Auxiliary radiator bracket	1	

Cooling system

Gambit 8800-DS2





## Cooling system

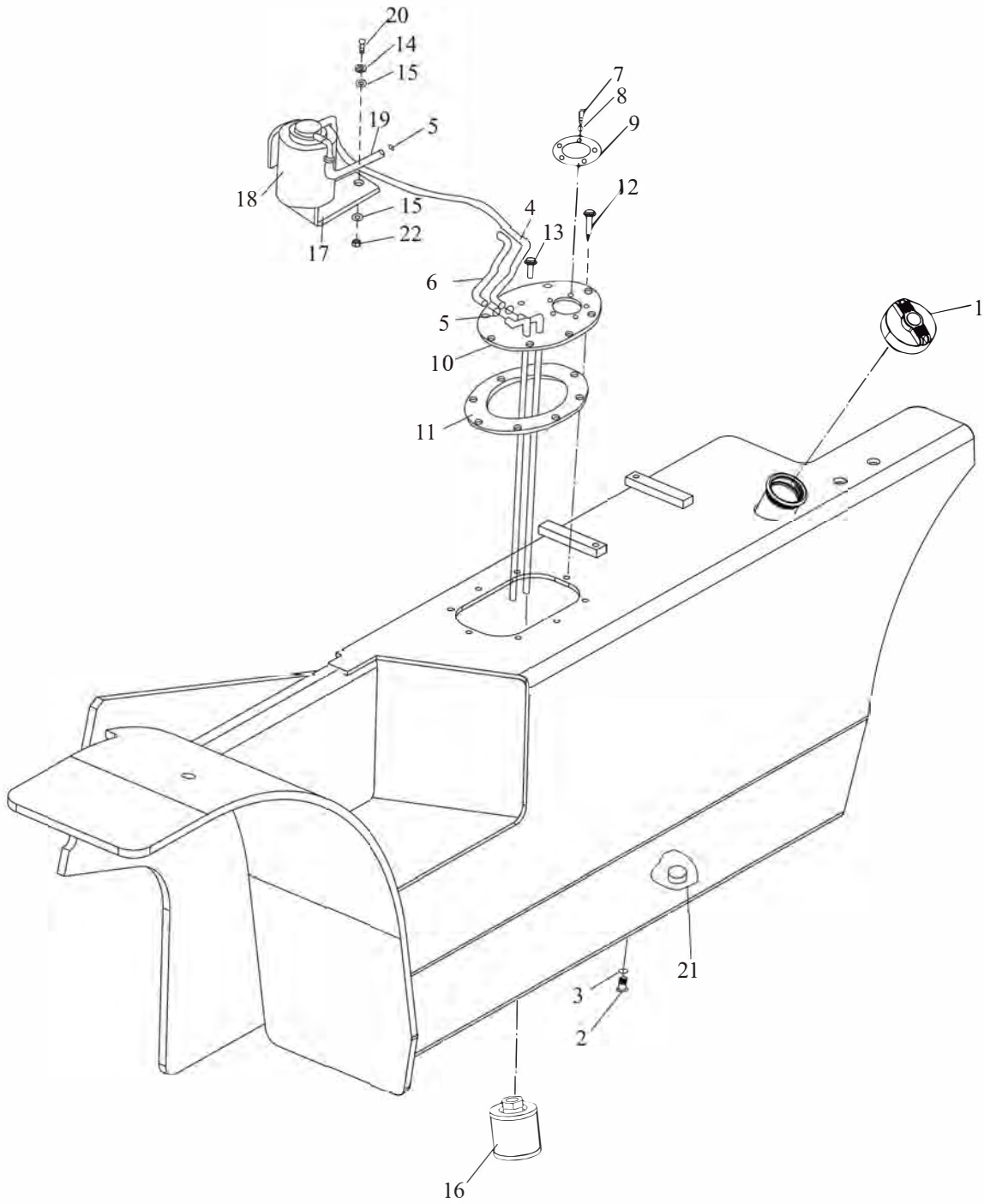
## Gambit 8800-DS2

Item	Part No	Description	Q'ty	Remark
1	GB/T889.1	M8 Nut	2	
2	GB/T97.1	8 Washer	5	
3	A30A5-40004	II Rubber	2	
4	A30A5-20003	Plate	2	
5	A30A5-40005	Bolt	2	
6	A40S5-40100	Radiator	1	
7	A30BN5-40110	Fan retainer	1	
8	JB/T8870	50×32 Clip	4	
9	GB/T5783	M8×16 Bolt	3	
10	GB/T93	8 Washer,lock	3	
11	A40S5-40001	Hose rubber	1	
12	TG000-12240	φ 12×2400 Hose	1	
13	TQ000-08025	8×250 Strapping tape	2	
14	GJT-272-00	Nipple	2	
15	JB/982	14 Combination pad	2	
16	JB/T8870	16×10 Clip	4	
17	A45L5-40211	Auxiliary radiator bracket	1	
18	A45L5-40200	Auxiliary radiator	1	
19	A30DL5-40008	Steel pipe	1	
20	A30DL5-40007	Hose II	1	
21	A40S5-40002	Hose rubber	1	
22	JB/T8870	T 52×45 Clip	1	
23	A40S5-40003	Hose I	1	
24	A30DL5-40005	Steel pipe	1	
25	A40S5-40004	Hose II	1	
26	A30A5-40003	Rubber I	2	
27	JB/T8870	T 65×57 Clip	7	
28	A40S5-40005	Hose I	1	



Fuel system

Gambit 8800-X10/X14/X27/X28/X21/X49/W2



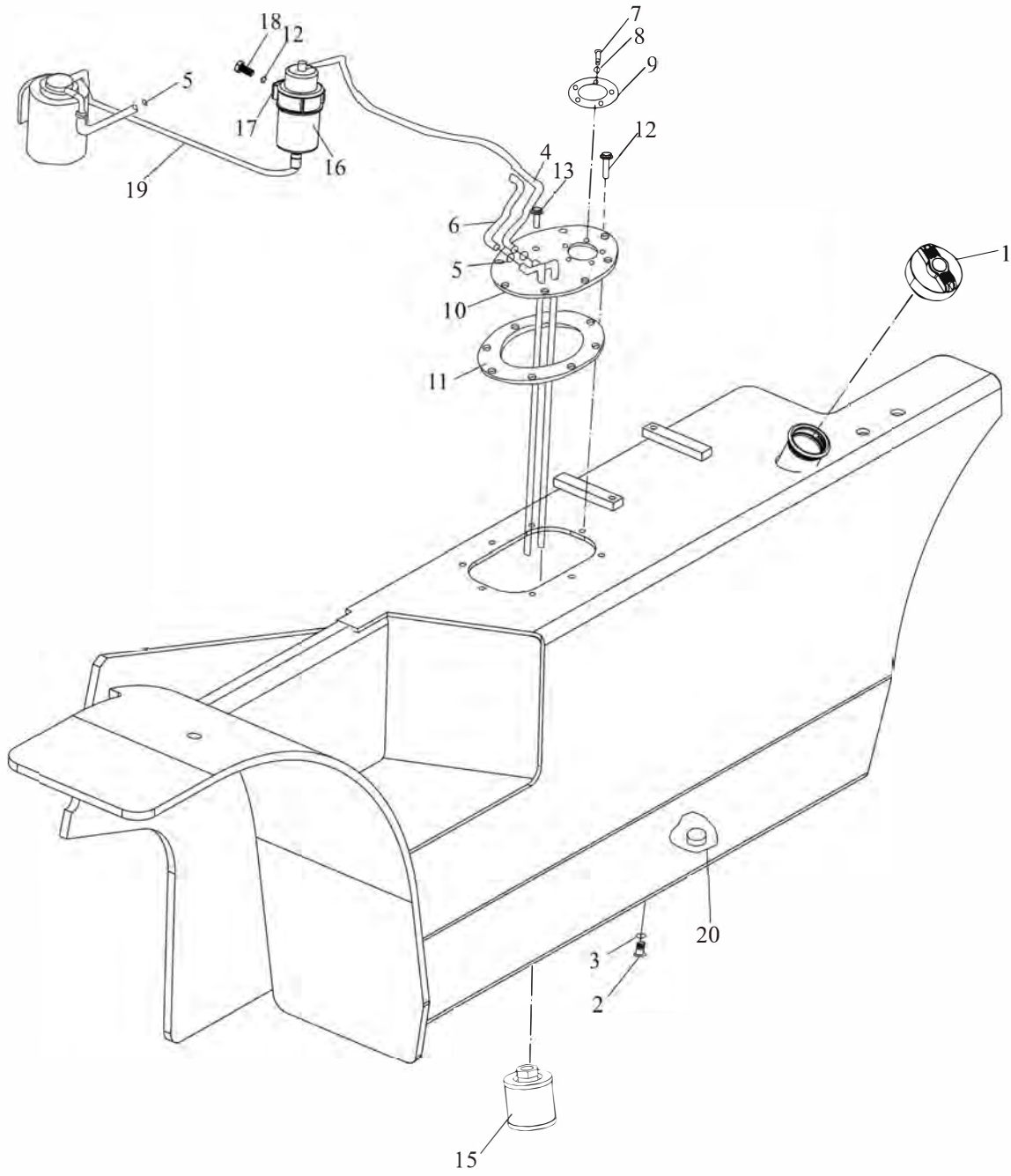
Gambit 8800-X10/X14/X27/X28/X21/X49/W2

Fuel system

Item	Part No	Description	Q'ty	Remark
1	A30A5-30100	Cap	1	
2	A30A4-50002	Plug,drain	1	
3	A30A4-50004	ED 26 Washer	1	
4	TG000-10110	φ 10×1100 Tube	1	8800-X
-	TG000-10050	φ 10×500 Tube	1	8800-W2
5	TK000-13019	φ 10- φ 16 Clip	6	
6	TG000-10148	φ 10×1480 Tube	1	8800-X
-	TG000-10080	φ 10×800 Tube	1	8800-W2
7	GB/T818	M5×12 Bolt	5	
8	GB/T93	5 Washer,lock	5	
9	A30A5-30002	Packing	1	
10	A30A5-30200	Plate	1	
11	A30A5-30006	Packing	1	
12	GB/T5787	M8×25 Bolt	2	
13	GB/T5787	M8×16 Bolt	6	
14	GB/T93	8 Washer, lock	2	
15	GB/T97.1	8 Washer	4	
16	A30A5-30400	Diesel Filter	1	
17	A30A5-30004	Bracket	1	
18	A30A5-30300	Sedimenter	1	8800-X
-	A30D5-30100	Sedimenter	1	8800-W2
19	TG000-10072	φ 10×720 Tube	1	8800-X
-	TG000-10060	φ 10×600 Tube	1	8800-W2
20	GB/T5783	M8×30 Bolt	2	
21	A30A4-50003	Magnet	1	
22	GB/T6170	M8	2	

Fuel system

Gambit8800-Y2/Y3/Y4/Y5



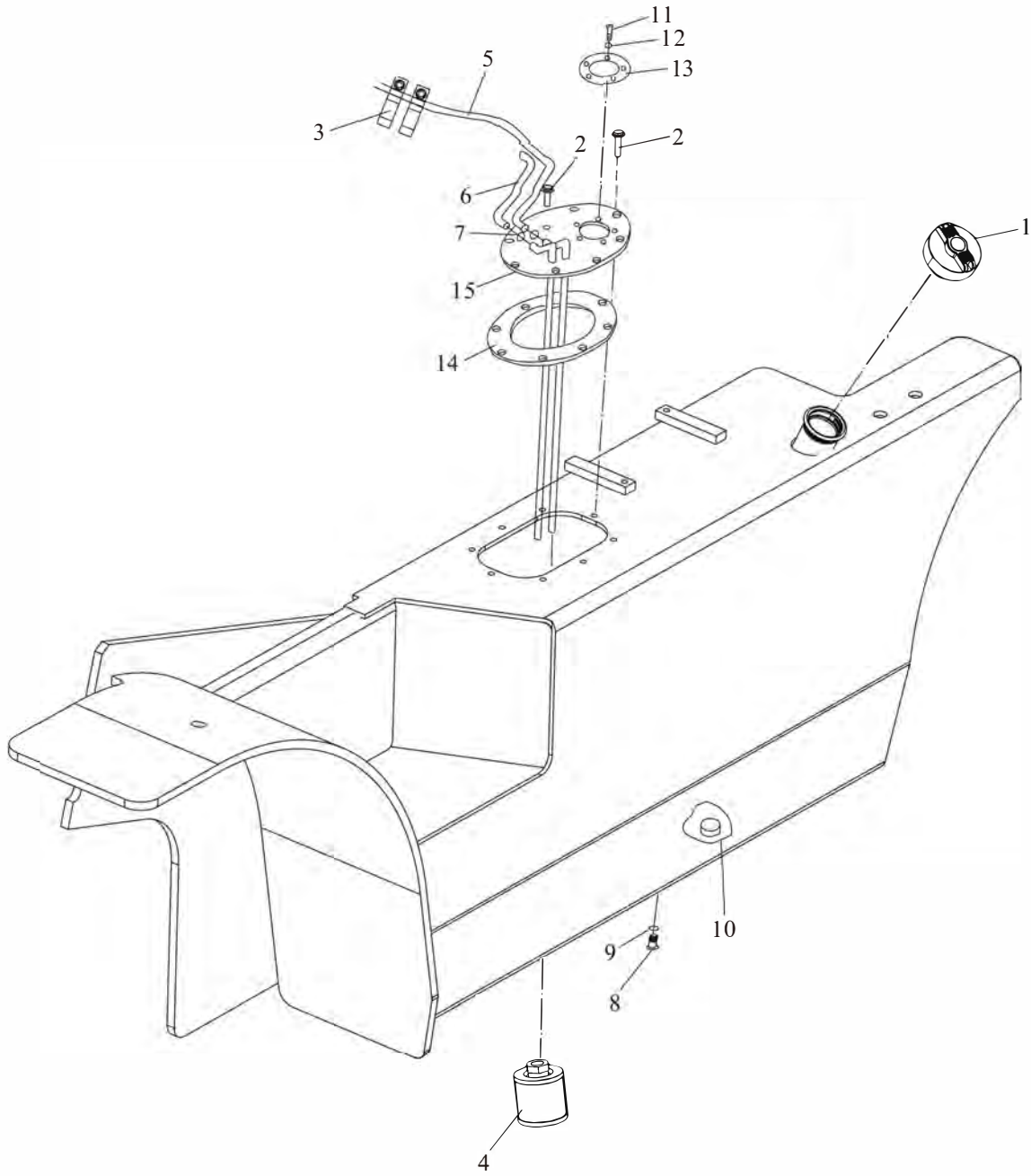
Gambit8800-Y2/Y3/Y4/Y5

Fuel system

Item	Part No	Description	Q'ty	Remark
1	A30A5-30100	Cap	1	
2	A30A4-50002	Plug,drain	1	
3	A30A4-50004	ED 26 Washer	1	
4	TG000-10020	φ 10×200 Tube	1	
5	TK000-13019	φ 10- φ 16 Clip	6	
6	TG000-10050	φ 10×500 Tube	1	
7	GB/T818	M5×12 Bolt	5	
8	GB/T93	5 Washer,lock	5	
9	A30A5-30002	Packing	1	
10	A30A5-30200	Plate	1	
11	A30A5-30006	Packing	1	
12	GB/T5787	M8×25 Bolt	2	
13	GB/T5787	M8×16 Bolt	6	
14	GB/T93	8 Washer,lock	1	
15	A30A5-30400	Diesel Filter	1	
16	A30H5-30100	Fuel Filter	1	
17	A30H5-30001	Clip	1	
18	GB/T5783	M8×15 Bolt	1	
19	TG000-10025	φ 10×250 Tube	1	
20	A30A4-50003	Magnet	1	

Fuel system

Gambit 8800-YN2



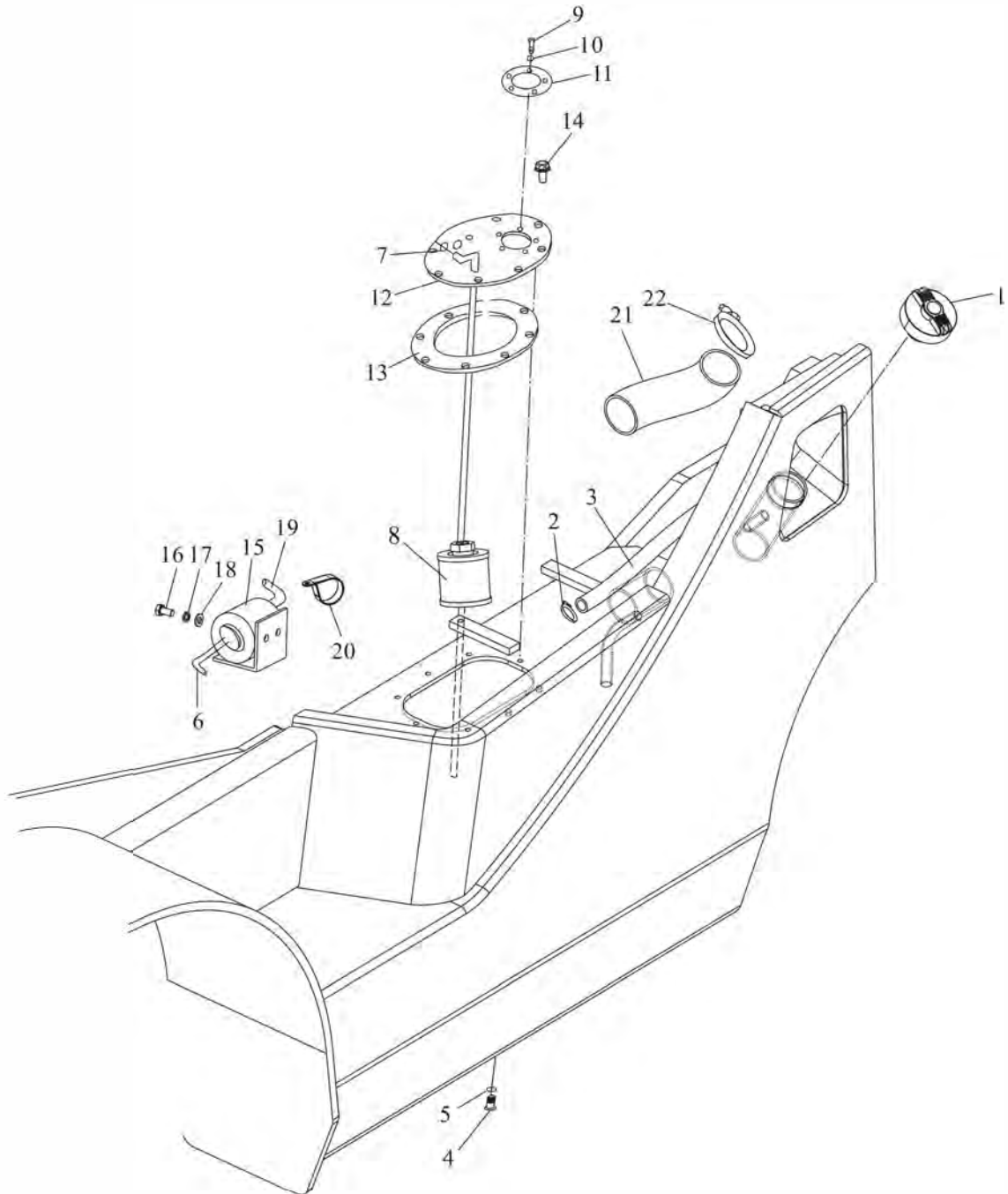
Gambit 8800-YN2

Fuel system

Item	Part No	Description	Q'ty	Remark
1	A30A5-30100	Cap	1	
2	GB/T16674.1	M8×16 Bolt	8	
3	D30A1-11008	Clip 5	2	
4	A30A5-30400	Diesel Filter	1	
5	TG000-08148	φ 8×1480 Tube	1	
6	TG000-10120	φ 10×1200 Tube	1	
7	JB/T8870	10×16 Clip	4	
8	A30A4-50002	Plug,drain	1	
9	A30A4-50004	ED 26 Washer	1	
10	A30A4-50003	Magnet	1	
11	GB/T818	M5×12 Bolt	5	
12	GB/T93	5 Washer,lock	5	
13	A30A5-30002	Packing	1	
14	A30A5-30006	Packing	1	
15	A30A5-30200	Plate	1	

Fuel system

Gambit 8800-R6





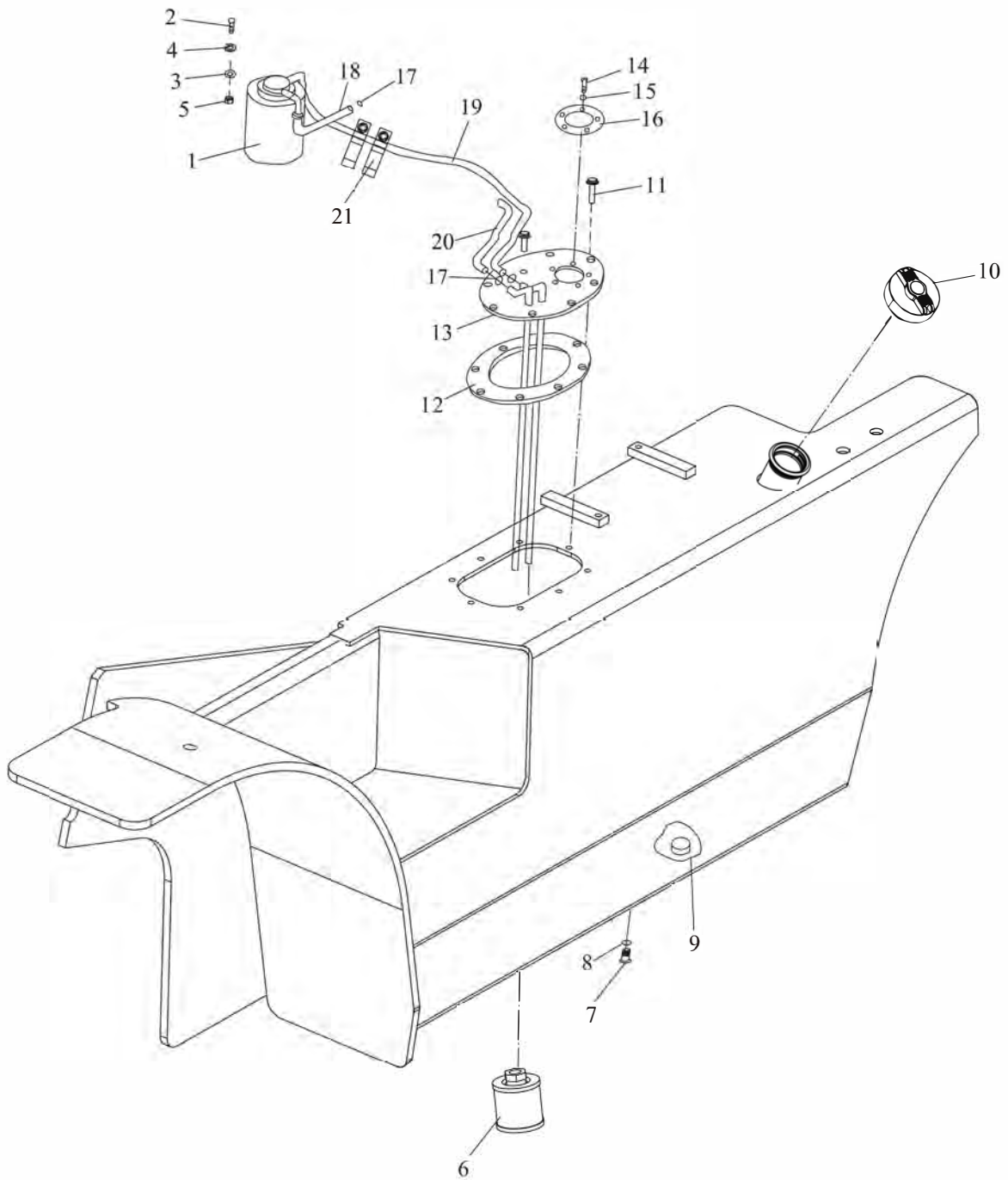
---

**Gambit 8800-R6****Fuel system**

Item	Part No	Description	Q'ty	Remark
1	A30A5-30100	Cap	1	
2	JB/T8870	25×16 Clip	2	
3	TG000-13032	φ 13×320 Tube	1	
4	A30A4-50002	Plug,drain	1	
5	A30A4-50004	ED 26 Washer	1	
6	TG000-08034	φ 8×340 Tube	1	
7	JB/T8870	16×10 Clip	4	
8	A30A5-30400	Diesel Filter	1	
9	GB/T818	M5×12 Bolt	5	
10	GB/T93	5 Washer,lock	5	
11	A30A5-30002	Packing	1	
12	A30E5-30100	Plate	1	
13	A30A5-30003	Packing	1	
14	GB/T5787	M8×16 Bolt	8	
15	A30E5-30200	Diesel Filter	1	
16	GB/T5783	M6×12 Bolt	2	
17	GB/T93	6 Washer, lock	2	
18	GB/T97.1	6 Washer	2	
19	TG000-08024	φ 8×240 Tube	1	

Fuel system

Gambit 8800-KL1/DS2



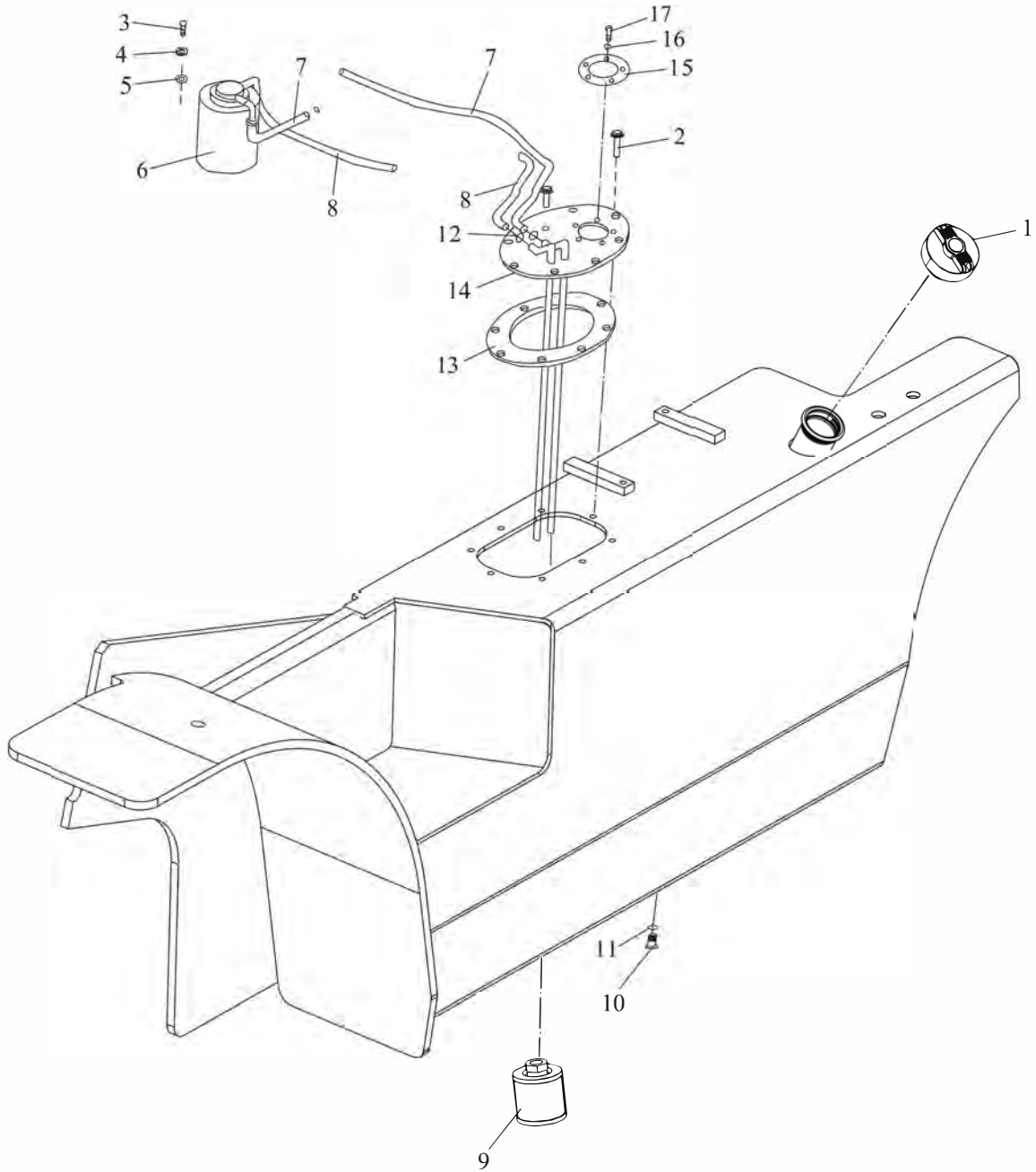
Gambit 8800-KL1/DS2

Fuel system

Item	Part No	Description	Q'ty	Remark
1	A30BN5-30100	Sedimenter	1	8800-KL1
-	A30DL5-30100	Sedimenter	1	8800-DS2
2	GB/T5783	M8×30 Bolt	2	
3	GB/T97.1	8 Washer	2	
4	GB/T93	8 Washer,Lock	2	
5	GB/T6170	M8 Nut	2	
6	A30A5-30400	Diesel Filter	1	
7	A30A4-50002	Plug,drain	1	
8	A30A4-50004	ED 26 Washer	1	
9	A30A4-50003	Magnet	1	
10	A30A5-30100	Cap	1	
11	GB/T5787	M8×16 Bolt	8	
12	A30A5-30006	Packing	1	
13	A30A5-30200	Plate	1	
14	GB/T818	M5×12 Screw	5	
15	GB/T93	5 Washer,lock	5	
16	A30A5-30002	Packing	1	
17	JB/T8870	16×10 Clip	6	
18	TG000-10072	φ10×720 Tube	1	8800-KL1
-	A40S5-30002	B Tube	1	8800-DS2
19	TG000-10110	φ10×1100 Tube	1	8800-KL1
-	A40S5-30001	A Tube	1	8800-DS2
20	TG000-10148	φ10×1480 Tube	1	8800-KL1
-	A40S5-30003	C Tube	1	8800-DS2
21	D30A1-11008	Clip 5	2	

Fuel system

Gambit 8800



---

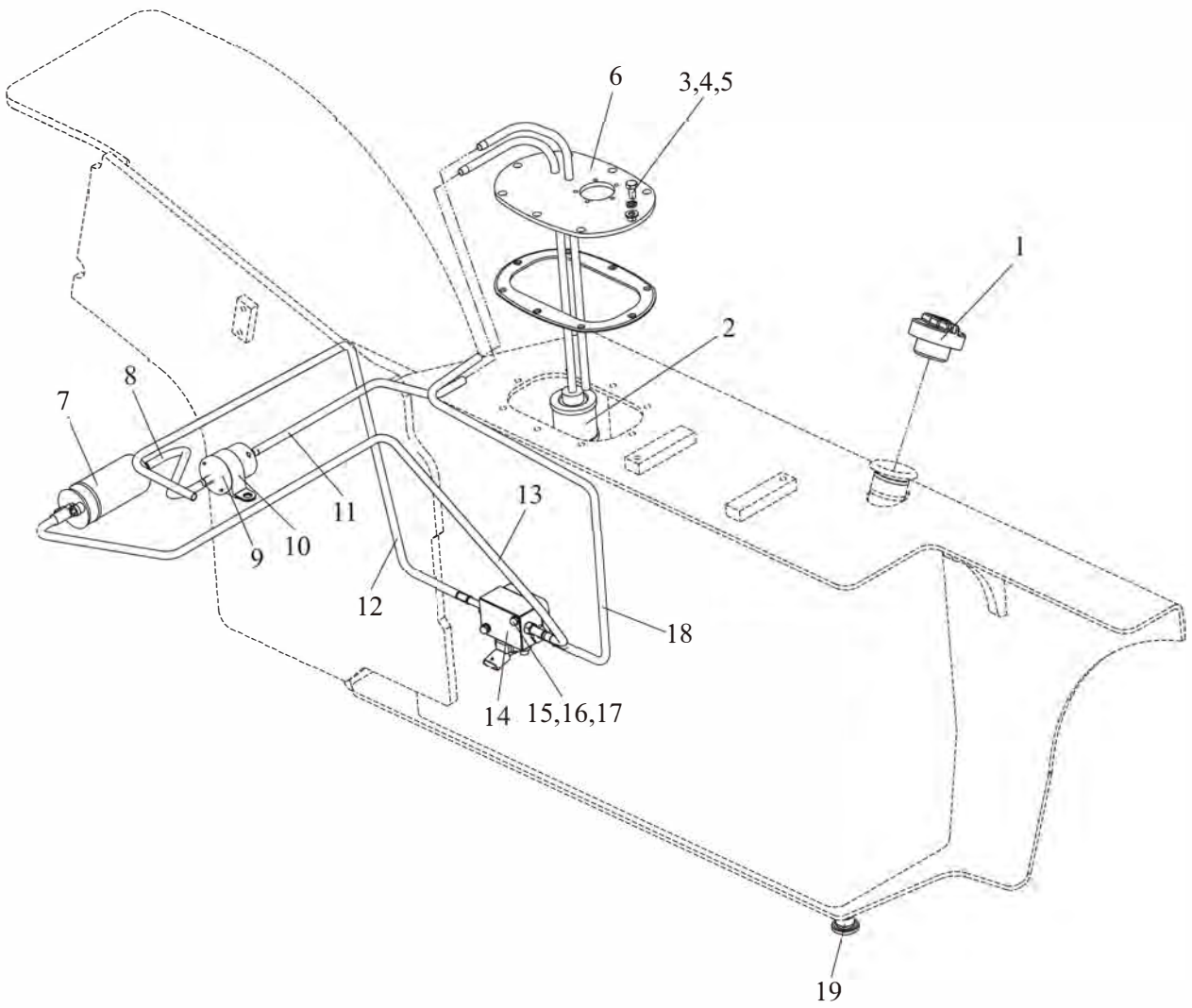
**Gambit 8800****Fuel system**

Item	Part No	Description	Q'ty	Remark
1	A30A5-30100	Cap	1	
2	GB/T16674.1	M8×16 Bolt	8	
3	GB/T5783	M8×20 Bolt	2	
4	GB/T97.1	8 Washer	2	
5	GB/T93	8 Washer,Lock	2	
6	A50A5-30200	Diesel Filter	1	
7	TG001-08100	φ8×1000 Tube	2	
8	TG001-08110	φ8×1100 Tube	2	
9	A30A5-30400	Diesel Filter	1	
10	A30A4-50002	Plug,drain	1	
11	A30A4-50004	ED 26 Washer	1	
12	JB/T8870	16×10 Clip	6	
13	A30A5-30006	Packing	1	
14	A30A5-30200	Plate	1	
15	A30A5-30002	Packing	1	
16	GB/T93	5 Washer,lock	5	
17	GB/T818	M5×12 Screw	5	

---

Gambit 8800-KB4/KB1

Fuel system



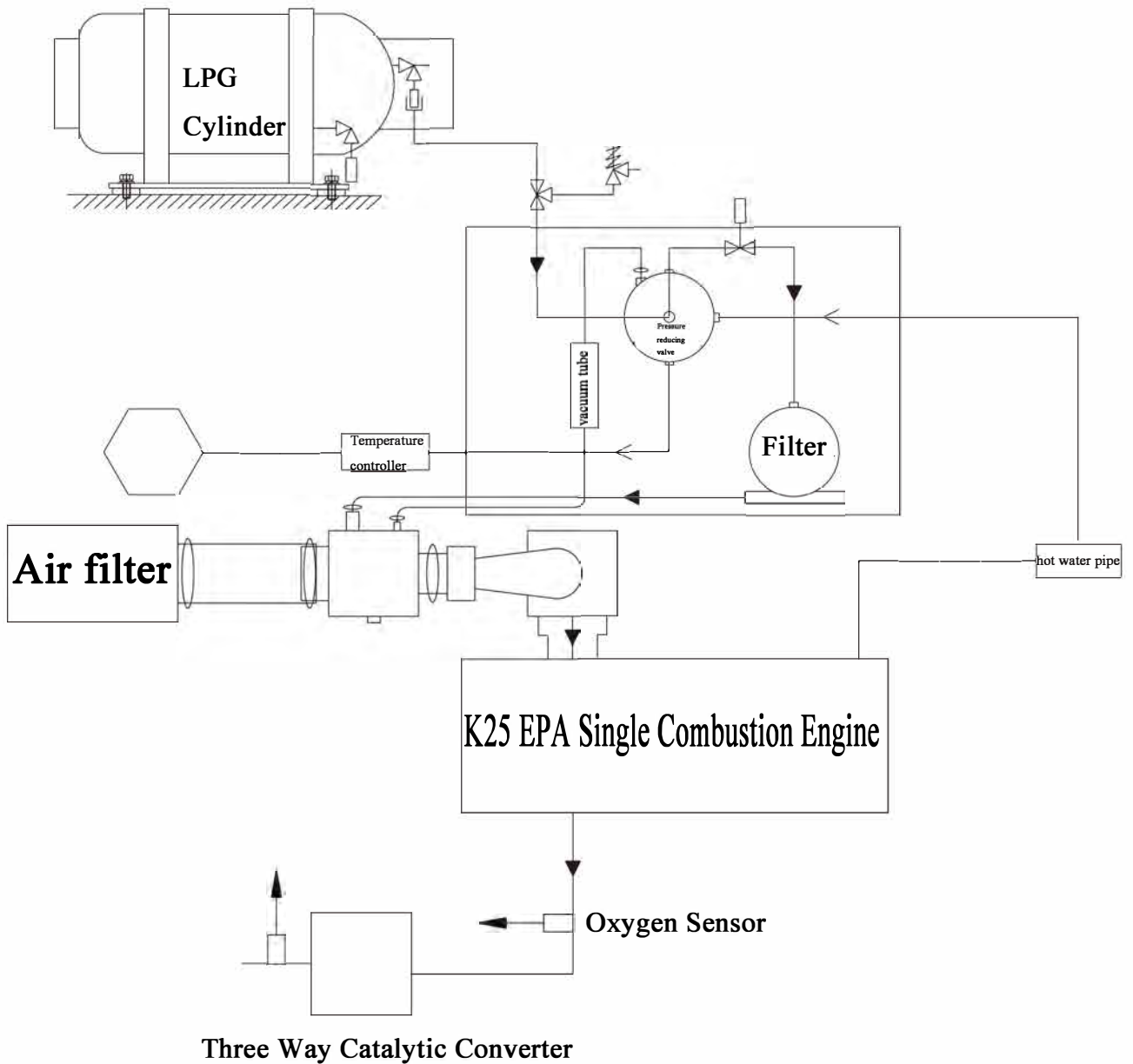
Gambit 8800-KB4/KB1

Fuel system

Item	Part No	Description	Q'ty	Remark
1	A30A5-30100	Cap	1	
2	A30A5-30400	Diesel Filter	1	
3	GB/T97.1	8 Washer	6	
4	GB/T93	8 Washer,Lock	6	
5	GB/T5783	M8×20 Bolt	6	
6	D40U5-30100	Plate	1	
7	A30DE5-30200	Electronic fuel pump	1	
8	TG001-08037	III φ 8×370 Tube	1	CREB
9	A30DE5-30010	Primary fuel filter	1	
10	D30A1-11002	Clip	2	
11	TG001-08030	I φ 8×300 Tube	1	CREB
12	TG001-08060	V φ 8×600 Tube	1	CREB
13	TG001-08103	IV φ 8×1100 Tube	1	CREB
14	A30DE5-30100	FPM	1	
15	GB/T97.1	6 Washer	2	
16	GB/T93	6 Washer,Lock	2	
17	GB/T5783	M6×50 Bolt	2	
18	TG001-08037	III φ 8×370 Tube	1	CREB
19	A30A4-50002	Plug,drain	1	



LPG conversion system



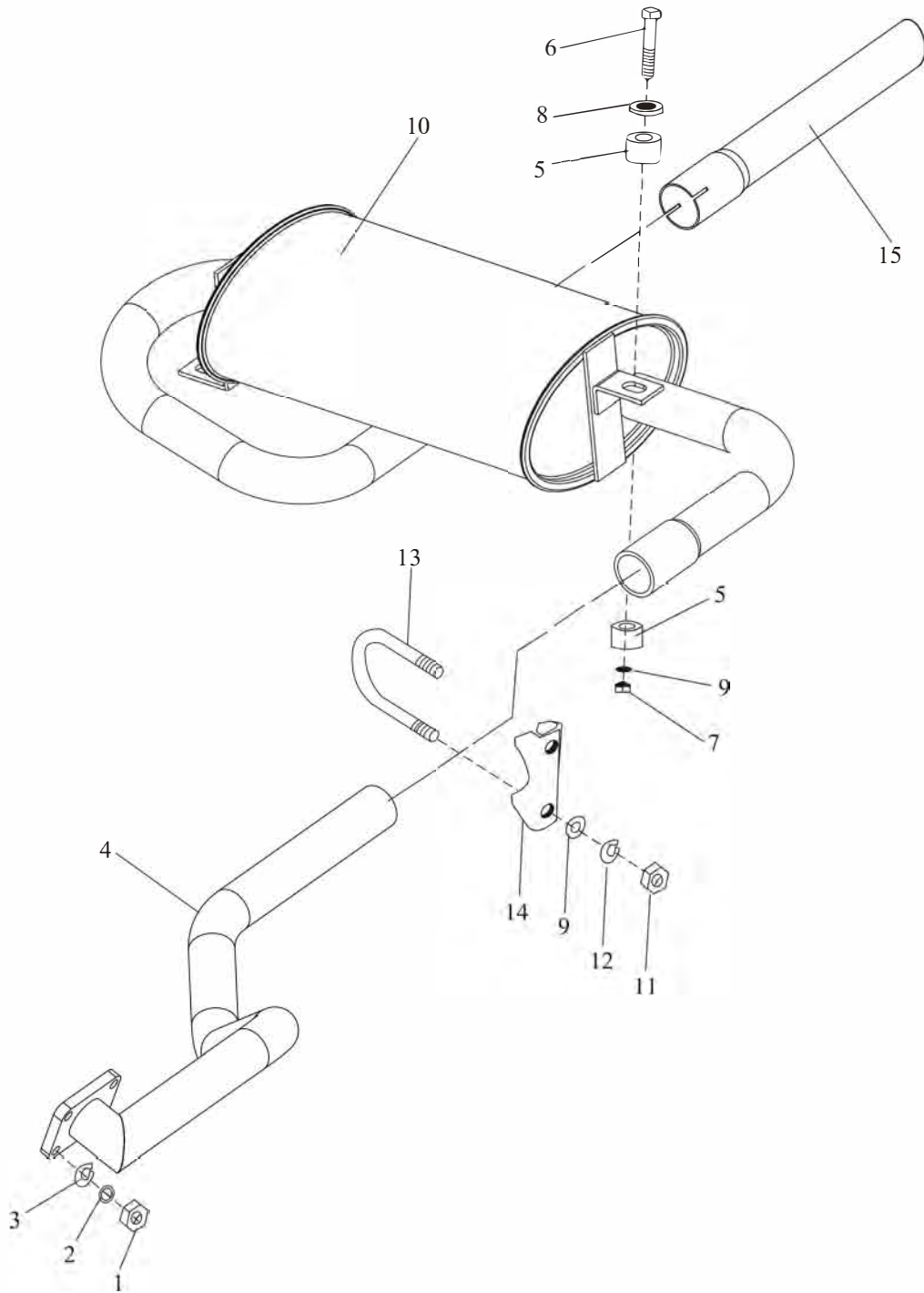
## Gambit 8800-R4

### LPG conversion system

Item	Part No	Description	Q'ty	Remark
1	GB/T97.1	10 Washer	4	
2	GB/T93	10 Washer,Lock	4	
3	GB/T5783	M10×50 Bolt	4	
4	A30E5-50300	φ 320 Cylinder support	1	
-	A30E5-50500	Cylinder support	1	
-	A30E5-50700	φ 300 Cylinder support	1	
5	A30E5-50200	35L Steel cylinder	1	
6	A30AE5-50001	Pressure relief valve	1	
7	A30AE5-50100	LPG conversion device	1	
8	A30E5-50002	Backing plate I	1	
9	A30E5-50003	Backing plate II	1	
10	A30BJ5-50001	Fixed joint	1	

Exhaust system

Gambit 8800-X10/X14/X27/X28/X21/X49/W2/D1/Y2/Y3/Y4/Y5/D3/S5

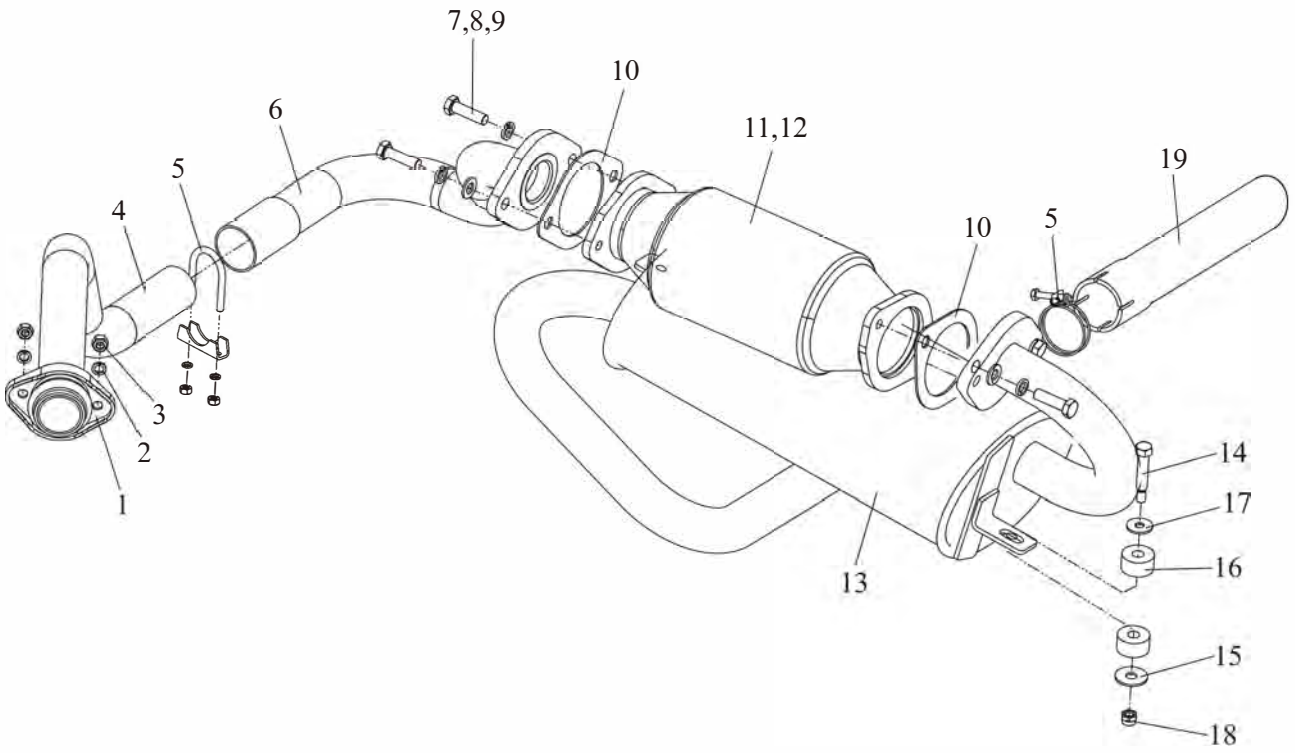


Exhaust system Gambit 8800-X10/  
X14/X27/X28/X21/X49/W2/D1/Y2/Y3/Y4/Y5/D3/S5

Item	Part No	Description	Q'ty	Remark
1	GB/T6171	M8×1.25 Nut	4	
-	GB/T5783	M8×35 Bolt	4	8800-D3
-	GB/T6171	M10×1.25 Nut	4	8800-S5
2	GB/T97.1	8 Washer	4	
3	GB/T93	8 Washer,Lock	4	
-	GB/T93	10 Washer,Lock	4	8800-S5
4	A40A5-20100	Pipe	1	8800-XSERIES
-	A40B5-20100	Pipe	1	8800-W2
-	A40C5-20100	Pipe	1	8800-D1
-	A40D5-20100	Pipe	1	8800-Y2/Y3/Y4/Y5
-	A40M5-20200	Pipe	1	8800-D3
-	A40T5-20100	Pipe	1	8800-S5
5	A30A5-20001	Rubber	4	
6	A30A5-20002	Bolt	2	
7	GB/T889.1	M8 Nut	2	
8	A30A5-20003	Plate	2	
9	GB/T97.1	8 Washer	4	
-	GB/T96.1	8 Washer	2	8800-D3
10	A40A5-20200	Muffler	1	8800/W2/S5
-	A40C5-20200	Muffler	1	8800-Y2/Y3/Y4/Y5 /D1/D3
11	GB/T6170	M8 Nut	2	
12	GB/T93	8 Washer,Lock	2	
13	A30A5-20201	U-Bolt	1	
14	A30A5-20202	U-Stopper	1	
15	A30P5-20103	Pipe	1	

Exhaust system

Gambit 8800-R4/R6



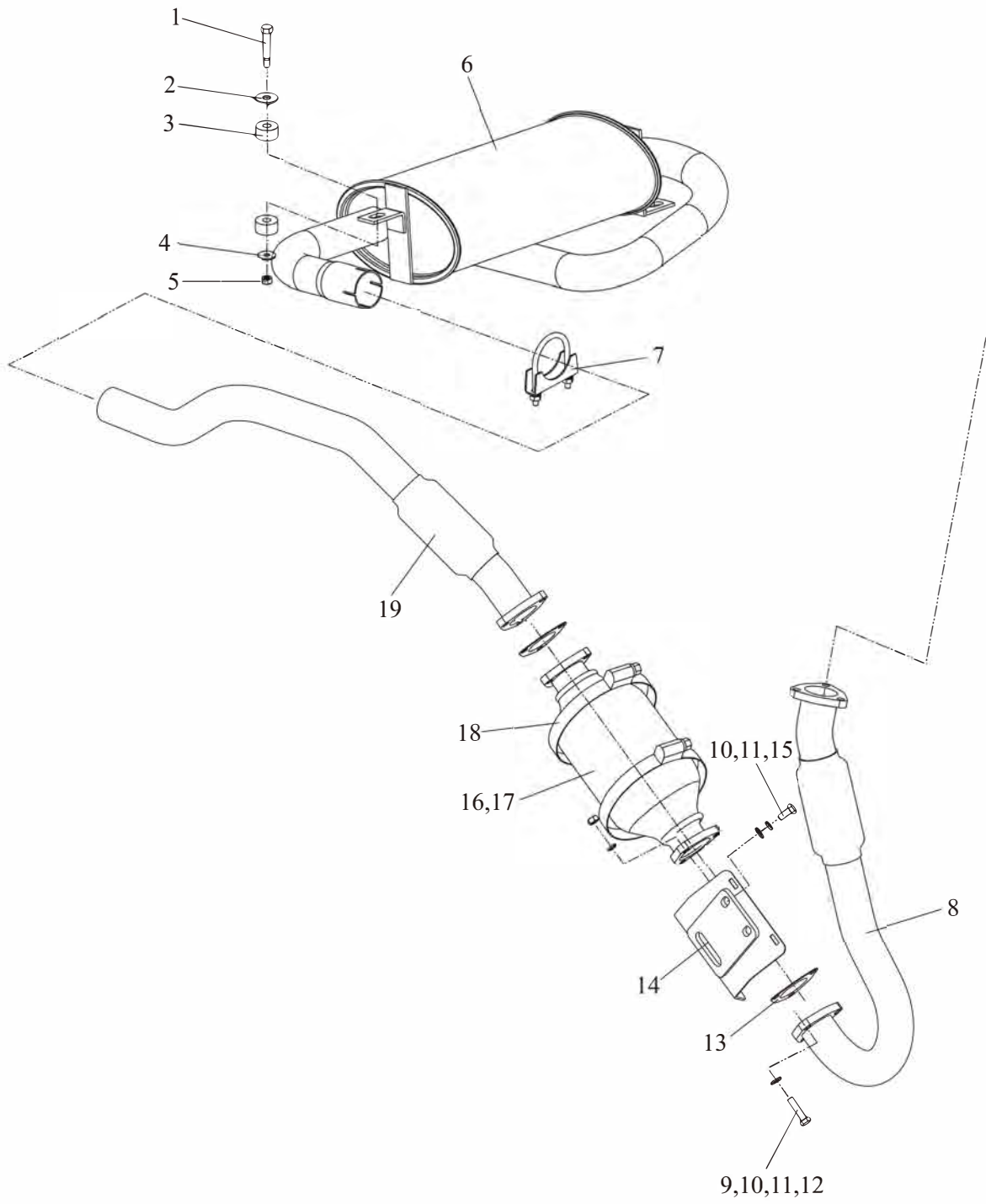
## Gambit 8800-R4/R6

### Exhaust system

Item	Part No	Description	Q'ty	Remark
1	A30AE5-20002	Plate I	3	
2	GB/T93	8 Washer,lock	7	
3	GB/T6170	M8 Nut	8	
4	A40L5-20100	Pipe	1	
5	A30A5-20200	Pipe clamp	2	
6	A40L5-20200	Pipe	2	8800-R4
7	GB/T5786	M10×1.25×30 Bolt	2	8800-R4
8	GB/T93	10 Washer,lock	2	8800-R4
9	GB/T97.1	10 Washer	1	8800-R4
10	A30AE5-20003	Plate II	4	8800-R4
11	A30AE5-20400	Three-way catalyst	5	
12	A30AE5-20001	Oxygen sensor	5	
13	A40L5-20300	Muffler	1	8800-R4
-	A40C5-20200	Muffler	1	8800-R6
14	A30A5-20002	Bolt	1	
15	A30A5-20003	Plate	1	
16	A30A5-20001	Rubber	1	
17	GB/T97.1	8 Washer	1	
18	GB/T889.1	M8 Nut	1	
19	A30P5-20103	Pipe	1	

Exhaust system

Gambit 8800-KL1





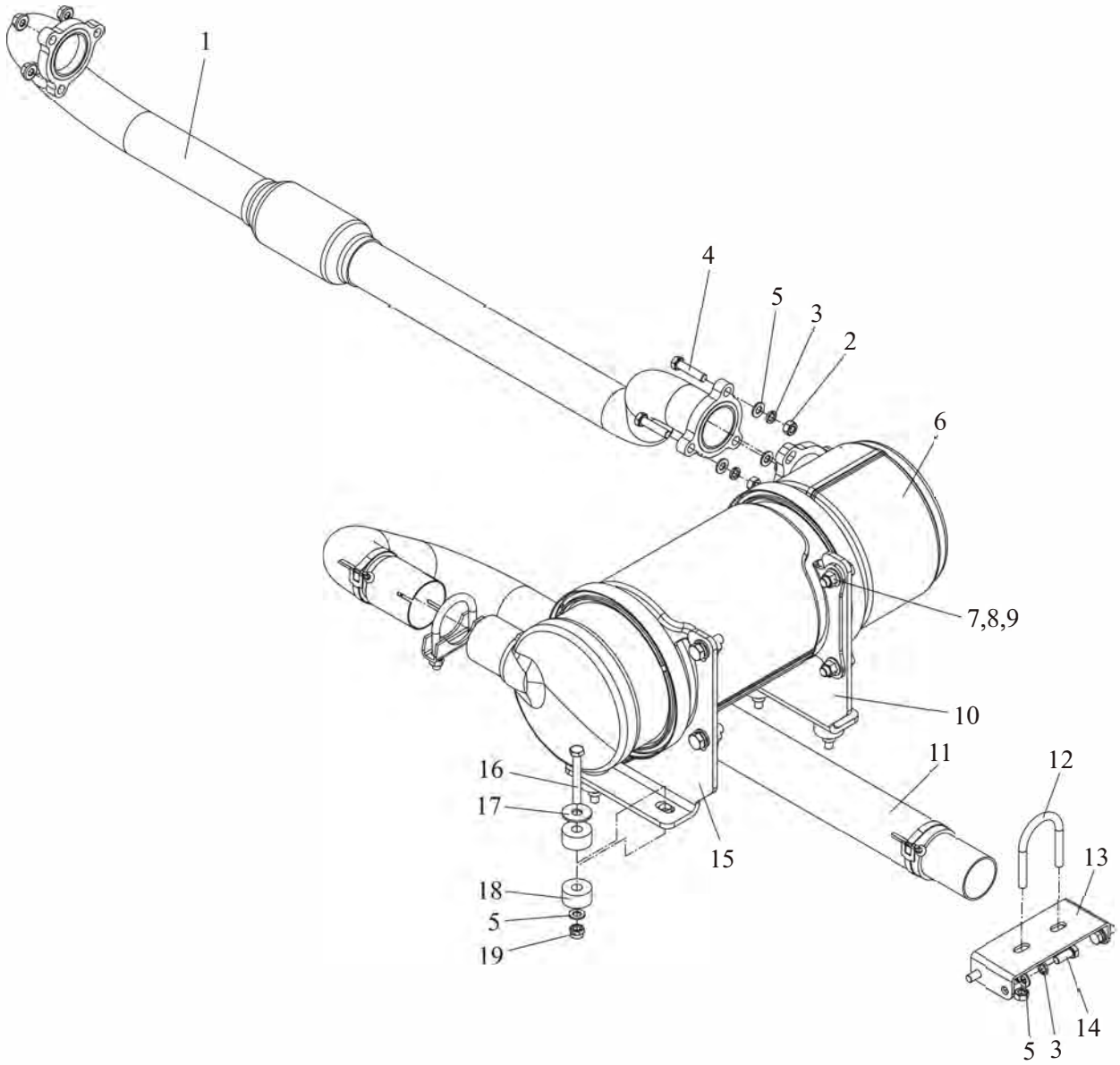
## Gambit 8800-KL1

### Exhaust system

Item	Part No	Description	Q'ty	Remark
1	A30A5-20002	Bolt	2	
2	A30A5-20003	Plate	2	
3	A30A5-20001	Rubber	4	
4	GB/T96.1	8 Washer	2	
5	GB/T889.1	M8 Nut	2	
6	A40R5-20100	Muffler	1	
7	A30BC5-20300	Pipe clamp	1	
8	A30BN5-20100	Pipe I	1	
9	GB/T6170	M8 Nut	6	
10	GB/T97.1	8 Washer	8	
11	GB/T93	8 Washer,lock	8	
12	GB/T5783	M8×35 Bolt	6	
13	A30BN5-20001	Plate	2	
14	A40R5-20500	Bracket	1	
15	GB/T5783	M8×20 Bolt	2	
16	A30BN5-20500	DOC Catalyst	1	
17	T20G5-20002	φ 50 Bushing	1	
18	JB/T8870	150×130 Larynx hoop	2	
19	A40R5-20200	Pipe	1	

Exhaust system

Gambit 8800-DS2



---

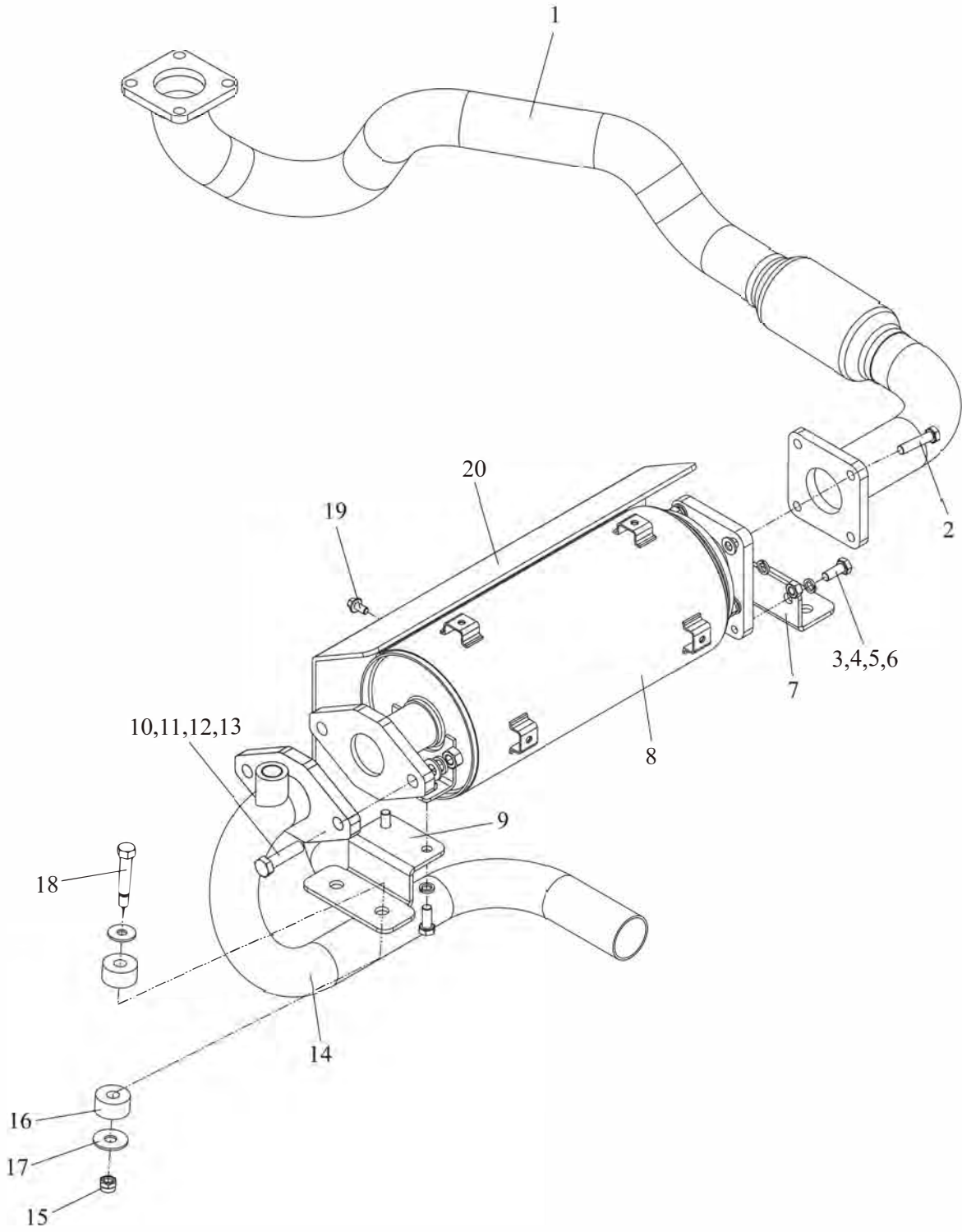
**Gambit 8800-DS2**

## Exhaust system

Item	Part No	Description	Q'ty	Remark
1	A40S5-20100	Pipe	1	
2	GB/T6170	M8 Nut	8	
3	GB/T93	8 Washer,lock	8	
4	GB/T5783	M8×35 Bolt	3	
5	GB/T97.1	8 Washer	13	
6	A30DL5-20400	DPF	1	
7	GB/T5783	M10×30 Bolt	4	
8	GB/T93	10 Washer,lock	4	
9	GB/T97.1	10 Washer	4	
10	A40S5-20001R	DPF Bracket	1	
11	A40S5-20200	Pipe	1	
12	A30BC5-20300	Pipe clamp	2	
13	A40S5-20002	Bracket	1	
14	GB/T5783	M8×20 Bolt	4	
15	A40S5-20001L	DPF Bracket	1	
16	A30A5-20002	Bolt	4	
17	A30A5-20003	Plate	4	
18	A30A5-20001	Rubber	8	
19	GB/T889.1	M8 Nut	8	

Exhaust system

Gambit 8800-KB4/KB1



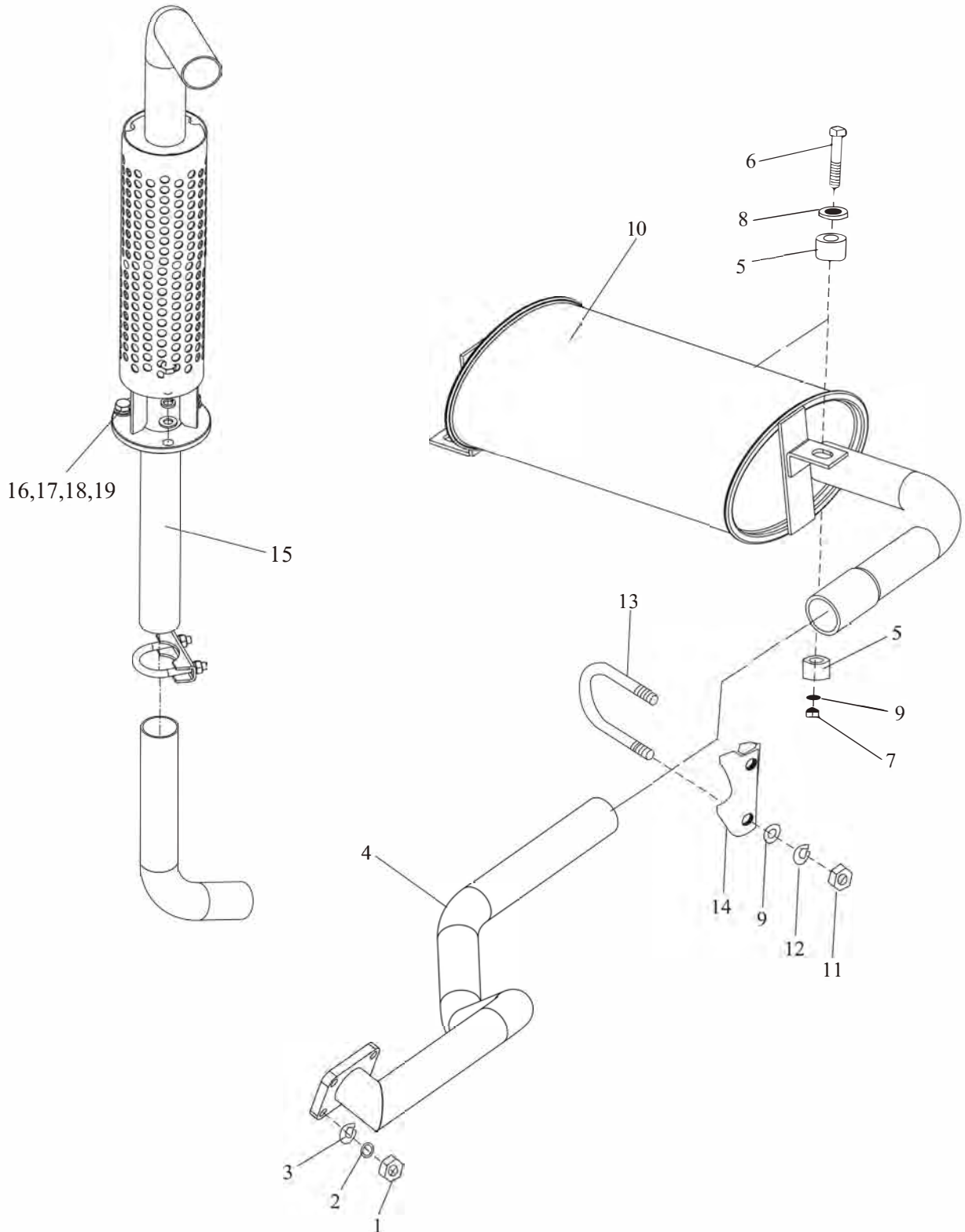
Gambit 8800-KB4/KB1

Exhaust system

Item	Part No	Description	Q'ty	Remark
1	A40U5-20100	Pipe	1	
2	GB/T5783	M8×35 Bolt	4	
3	GB/T6170	M8 Nut	4	
4	GB/T5783	M8×20 Bolt	4	
5	GB/T97.1	8 Washer	8	
6	GB/T93	8 Washer,lock	8	
7	A30DE5-20001	DOC Bracket	1	
8	A30DE5-20300	Muffler ass'y	1	
9	A30DE5-20002	DOC Bracket	1	
10	GB/T5783	M10×40 Bolt	2	
11	GB/T6170	M10 Nut	2	
12	GB/T93	10 Washer,lock	2	
13	GB/T97.1	10 Washer	2	
14	A40U5-20200	Pipe	1	
15	GB/T889.1	M8 Nut	4	
16	A30A5-20001	Rubber	8	
17	A30A5-20003	Plate	4	
18	A30A5-20002	Bolt	4	
19	GB/T16674. 1	M6×12 Bolt	2	
20	A30DE5-20003	DOC Baffle	1	

---

Gambit 8800-X10/  
X14/X27/X28/X21/X49/W2/D1/YN2/S5 High level exhaust system



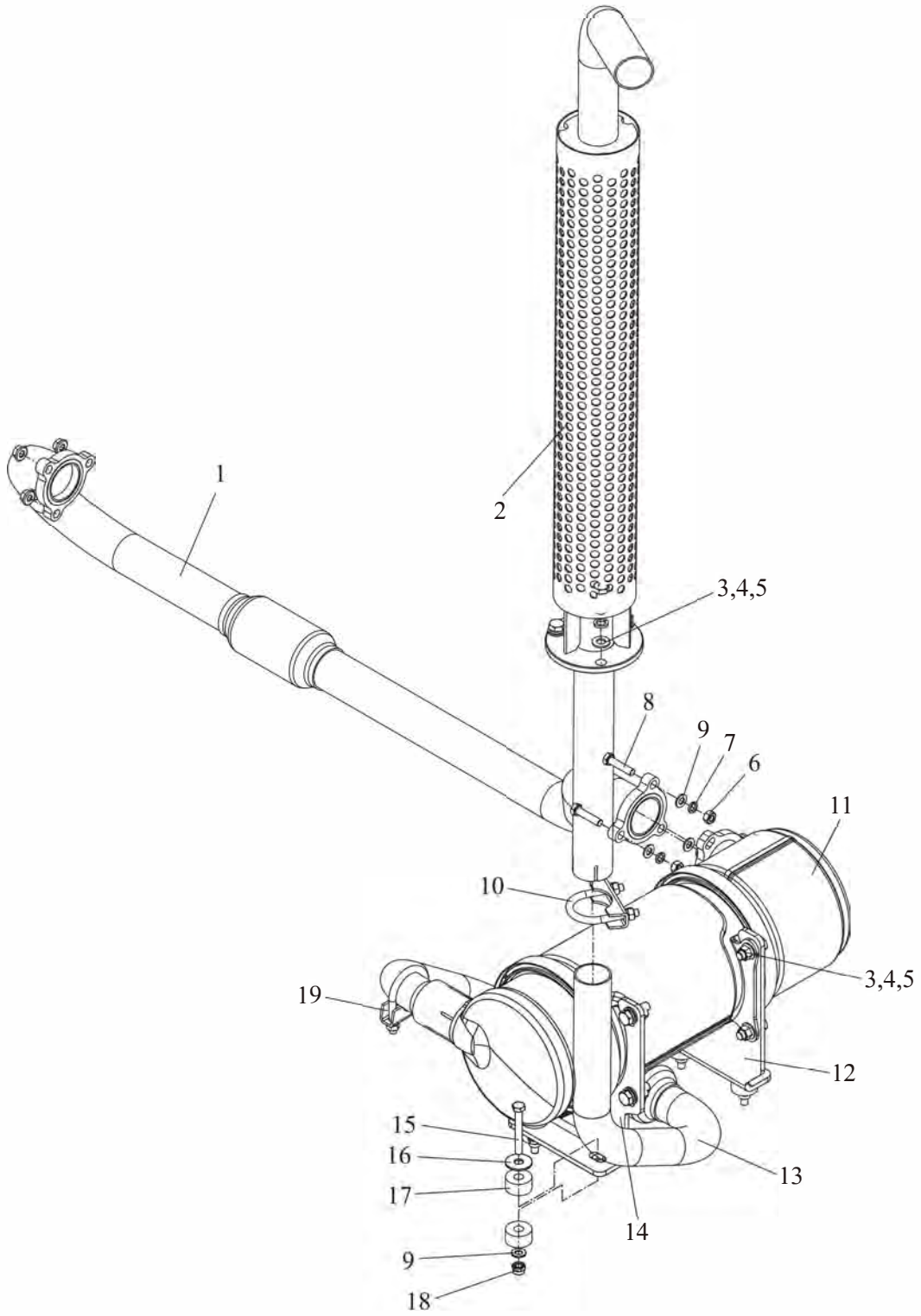
**Gambit 8800-X10/  
X14/X27/X28/X21/X49/W2/D1/YN2/S5 High level exhaust system**

Item	Part No	Description	Q'ty	Remark
1	GB/T6171	M8×1.25 Nut	4	
2	GB/T97.1	8 Washer	4	
3	GB/T93	8 Washer,Lock	4	
4		Pipe	1	
5	A30A5-20001	Rubber	4	
6	A30A5-20002	Bolt	2	
7	GB/T889.1	M8 Nut	2	
8	A30A5-20003	Plate	2	
9	GB/T97.1	8 Washer	4	
10	A40A5-20300	Muffler	1	
-	A40D5-20300	Muffler	1	
11	GB/T6170	M8 Nut	4	
12	GB/T93	8 Washer,Lock	4	
13	A30A5-20201	U-Bolt	2	
14	A30A5-20202	U-Stopper	2	
15	A30A5-20500	Pipe	1	
16	GB/T5783	M10×25 Bolt	3	
17	GB/T93	10 Washer,lock	3	
18	GB/T97.1	10 Washer	3	
19	A30A5-20508	Rubber	1	

---

High level exhaust system

Gambit 8800-DS2





Gambit 8800-DS2

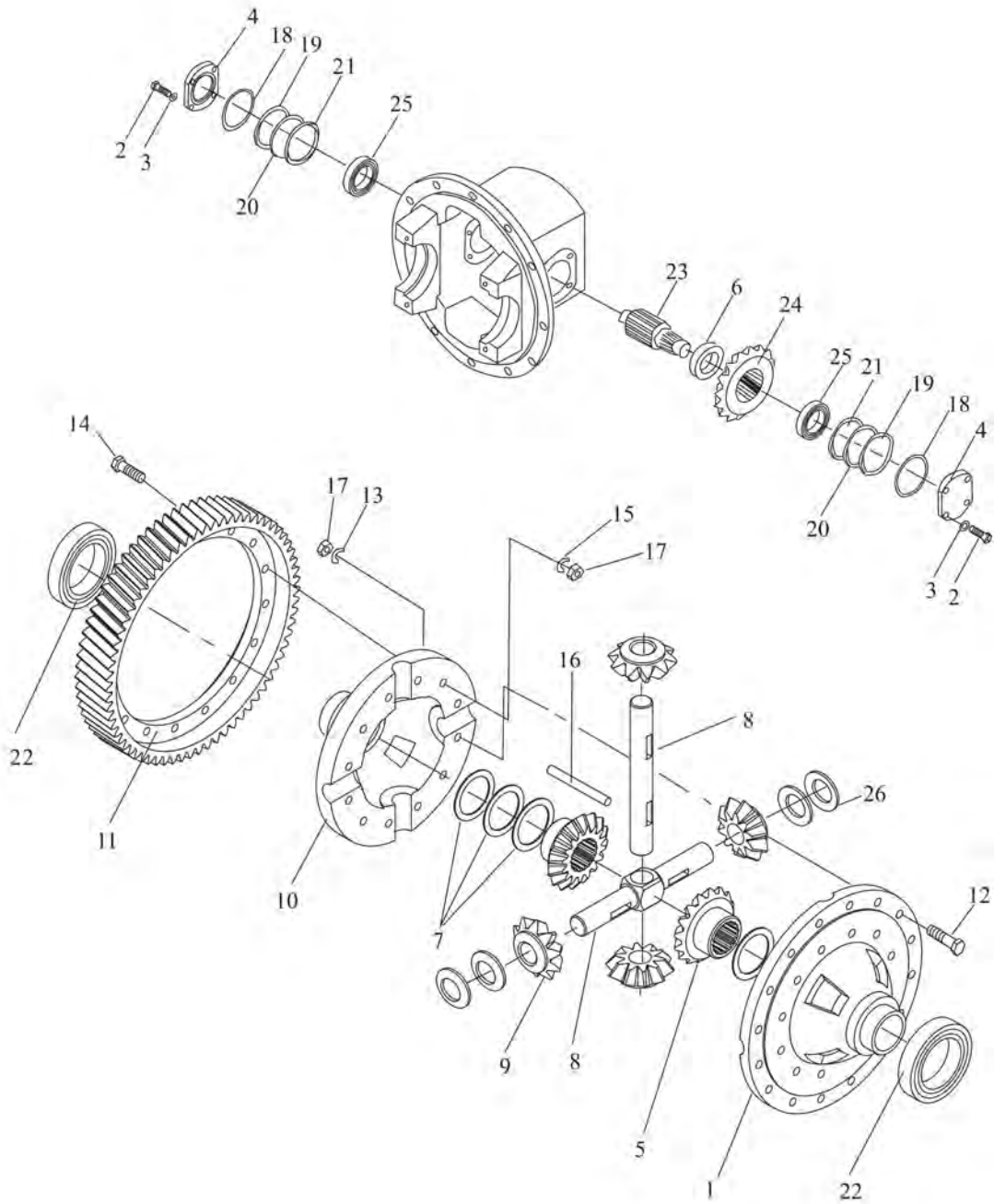
High level exhaust system

Item	Part No	Description	Q'ty	Remark
1	A40S5-20100	Pipe	1	
2	A30A5-20500	Pipe	1	
3	GB/T5783	M10×30 Bolt	7	
4	GB/T93	10 Washer,lock	7	
5	GB/T97.1	10 Washer	7	
6	GB/T6170	M8 Nut	8	
7	GB/T93	8 Washer,lock	8	
8	GB/T5783	M8×35 Bolt	3	
9	GB/T97.1	8 Washer	13	
10	A30A5-20200	Pipe clamp	1	
11	A30DL5-20400	DPF	1	
12	A40S5-20001R	DPF Bracket	1	
13	A40S5-20300	Pipe	1	
14	A40S5-20001L	DPF Bracket	1	
15	A30A5-20002	Bolt	4	
16	A30A5-20003	Plate	4	
17	A30A5-20001	Rubber	8	
18	GB/T889.1	M8 Nut	8	
19	A30BC5-20300	Pipe clamp	1	

---

## **B、DRIVING SYSTEM**

# Differential

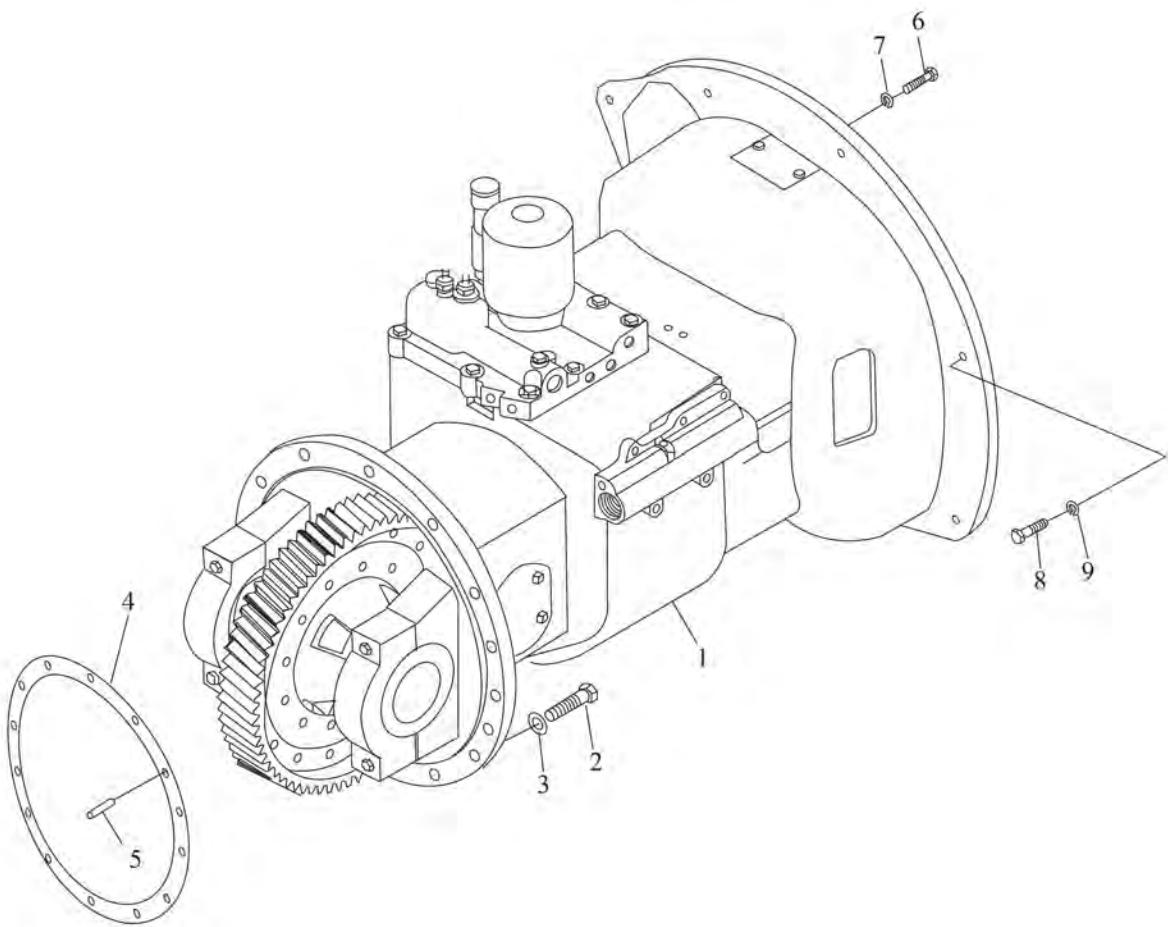


## Differential

Item	Part No	Description	Q'ty	Remark
1	A30A5-02701	Case, cross L. H	1	
2	GB/T5786	M10×1.25×25 Bolt	8	
3	GB/T93	10 Washer,lock	8	
4	A30A5-02702	Cover, bearing	2	
5	A30A5-02703	Gear, side	2	
6	A30A5-02704	Spacer	1	
7	A30A5-02705	Washer	2	
-	A30A5-02706	Washer	2	
-	A30A5-02707	Washer	2	
8	A30A5-02708	Shaft, pinion	1	
-	A30A5-02709	Shaft, pinion	1	
9	A30A5-02710	Gear, Pinion	4	
10	A30A5-02711	Case, cross R. H	1	
11	A30A5-02712	Gear, ring	1	
12	A30A5-02713	Bolt	12	
13	A30A5-02714	Washer, lock	8	
14	A30A5-02715	Bolt	16	
15	A30A5-02716	Plate, lock	8	
16	GB/T119	d6×30 Pin parallel	2	
17	GB/T6171	M10×1.25 Nut	28	
18	GB/T1235	75×3.1 O-ring	2	
19	A30A5-02717	Shim	2	
20	A30A5-02718	Shim	4	
21	A30A5-02719	Shim	2	
22	GB272-93	Bearing 213	2	
23	A30A5-02720	Shaft, final pinion gear	1	
24	A30A5-02721	Gear, spiral vevel	1	
25	GB297-94	7507 Bearing	2	
26	A30A5-02722	Washer, thrust	4	

---

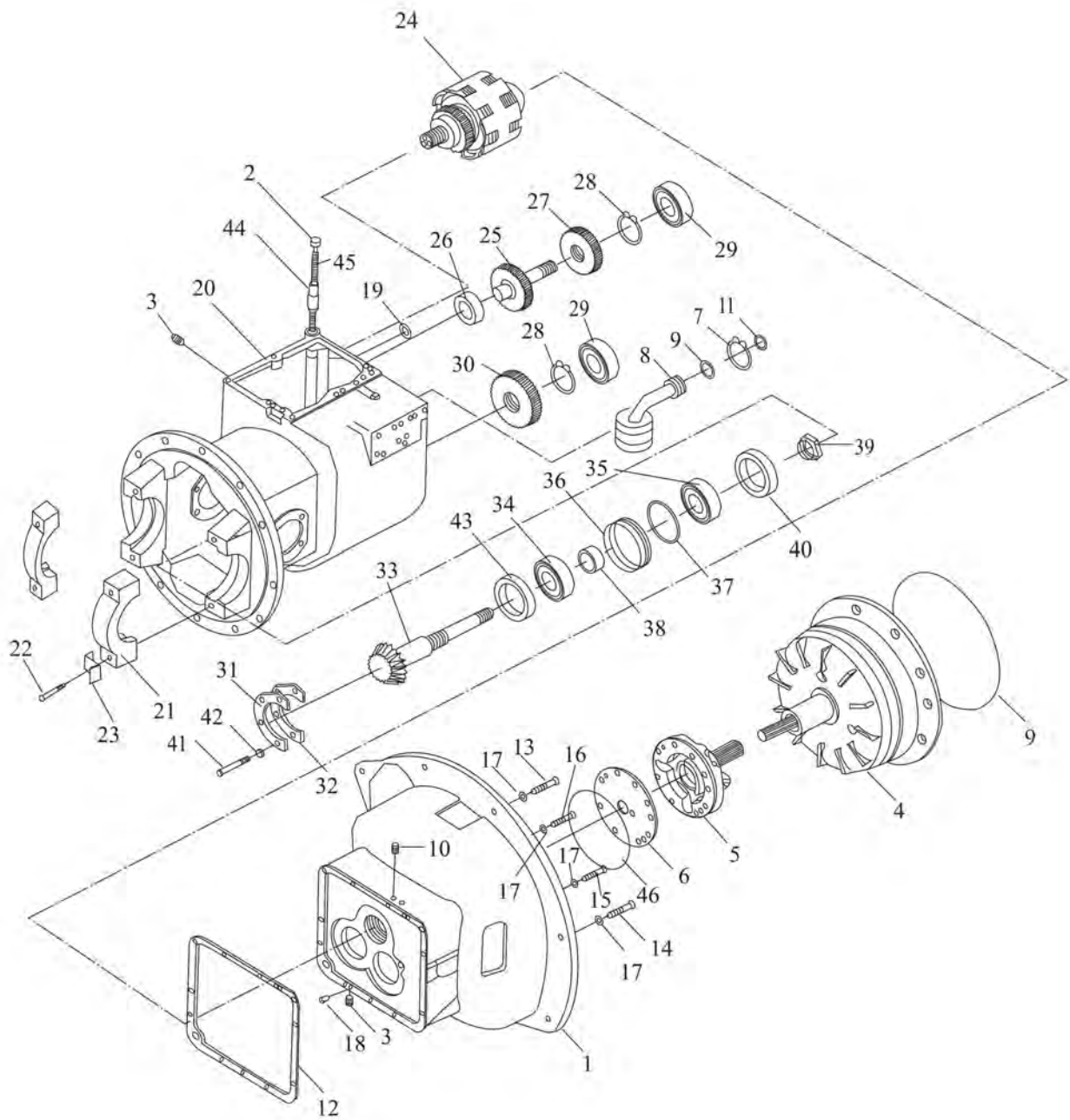
## Drive unit mount



## Drive unit mount

Item	Part No	Description	Q'ty	Remark
1	A40A5-04000	Drive unit	1	8800-XSERIES/YN2/D3
-	A40A5-03000	Drive unit	1	8800-XSERIES/YN2/D3
-	A40B5-00100	Drive unit	1	8800-W2/Y2/Y3/Y4/Y5/KL1 /DS2/S5 8800-KB4/KB1
-	A40B5-00200	Drive unit	1	8800-W2/Y2/Y3/Y4/Y5/KL1 /DS2/S5 8800-KB4/KB1
-	A40L5-00100	Drive unit	1	8800-R4/R6
-	A40L5-00200	Drive unit	1	8800-R4/R6
2	GB/T5785	M12×1.25×40 Bolt	12	
3	GB/T93	12 Washer, lock	12	
4	A30A5-02001	Packing	1	
5	GB/T119	B10×20 Pin, parallel	1	
6	GB/T5783	M8×20 Bolt	6	
7	GB/T93	8 Washer, lock	6	
8	GB/T5783	M10×35 Bolt	9	
9	GB/T93	10 Washer, lock	9	

# Drive unit

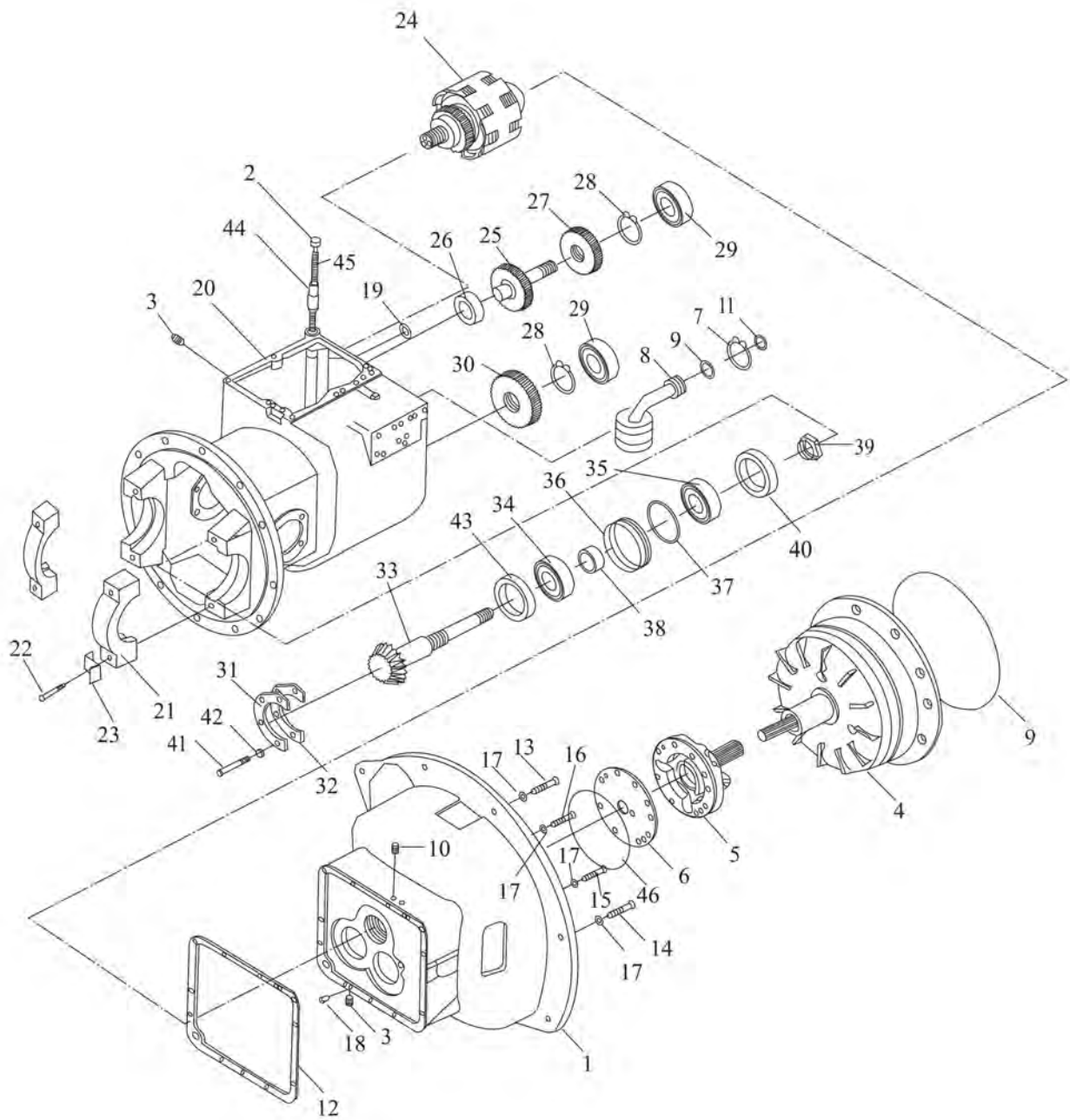


## Drive unit

Item	Part No	Description	Q'ty	Remark
1	A40A5-04001	Case, tor-con	1	8800-XSERIES/YN2/D3
-	A40A5-03001	Case, tor-con	1	8800-XSERIES/YN2/D3
-	A40B5-00101	Case, tor-con	1	8800-W2/Y2/Y3/Y4/Y5/KL1 /DS2/S5 8800-KB4/KB1
-	A40B5-00201	Case, tor-con	1	8800-W2/Y2/Y3/Y4/Y5/KL1 /DS2/S5 8800-KB4/KB1
-	A40L5-00101	Case, tor-con	1	8800-R4/R6
-	A40L5-00201	Case, tor-con	1	8800-R4/R6
2	A30B5-02002	Cap	1	
3	Q/Z285-4	1/2 " Plug	4	
4	A40A5-04010	Tor-xon ass'y	1	8800-XSERIES/YN2/D3
-	A40A5-03010	Tor-xon ass'y	1	8800-XSERIES/YN2/D3
-	A40B5-00110	Tor-xon ass'y	1	8800-W2/Y2/Y3/Y4/Y5/KL1 /DS2/S5 8800-KB4/KB1
-	A40B5-00210	Tor-xon ass'y	1	8800-W2/Y2/Y3/Y4/Y5/KL1 /DS2/S5 8800-KB4/KB1
-	A40L5-00110	Tor-xon ass'y	1	8800-R4/R6
-	A40L5-00210	Tor-xon ass'y	1	8800-R4/R6
5	A30B5-02200	Charging pump ass'y	1	
6	A30B5-02003	Gasket	1	
7	GB894	35 Snap ring	1	
8	A30B5-02004	Strainer	1	
9	GB/T1235	35×3.1 O-ring	1	
10	Q/Z285-2	1/4 " Plug	2	
11	GB/T1235	28×3.5 O-ring	1	
12	A30B5-02005	Gasket	1	
13	GB/T5785	M10×1.25×75 Bolt	1	
14	GB/T5785	M10×1.25×55 Bolt	3	
15	GB/T5785	M10×1.25×50 Bolt	1	
16	GB/T5785	M10×1.25×30 Bolt	4	
17	GB/T93	10 Washer, lock	9	
18	GB/T119	B12×20 Pin	2	
19	GB/T1235-76	15×2.4 O-ring	1	
20	A30B5-02006	Case, mission	1	



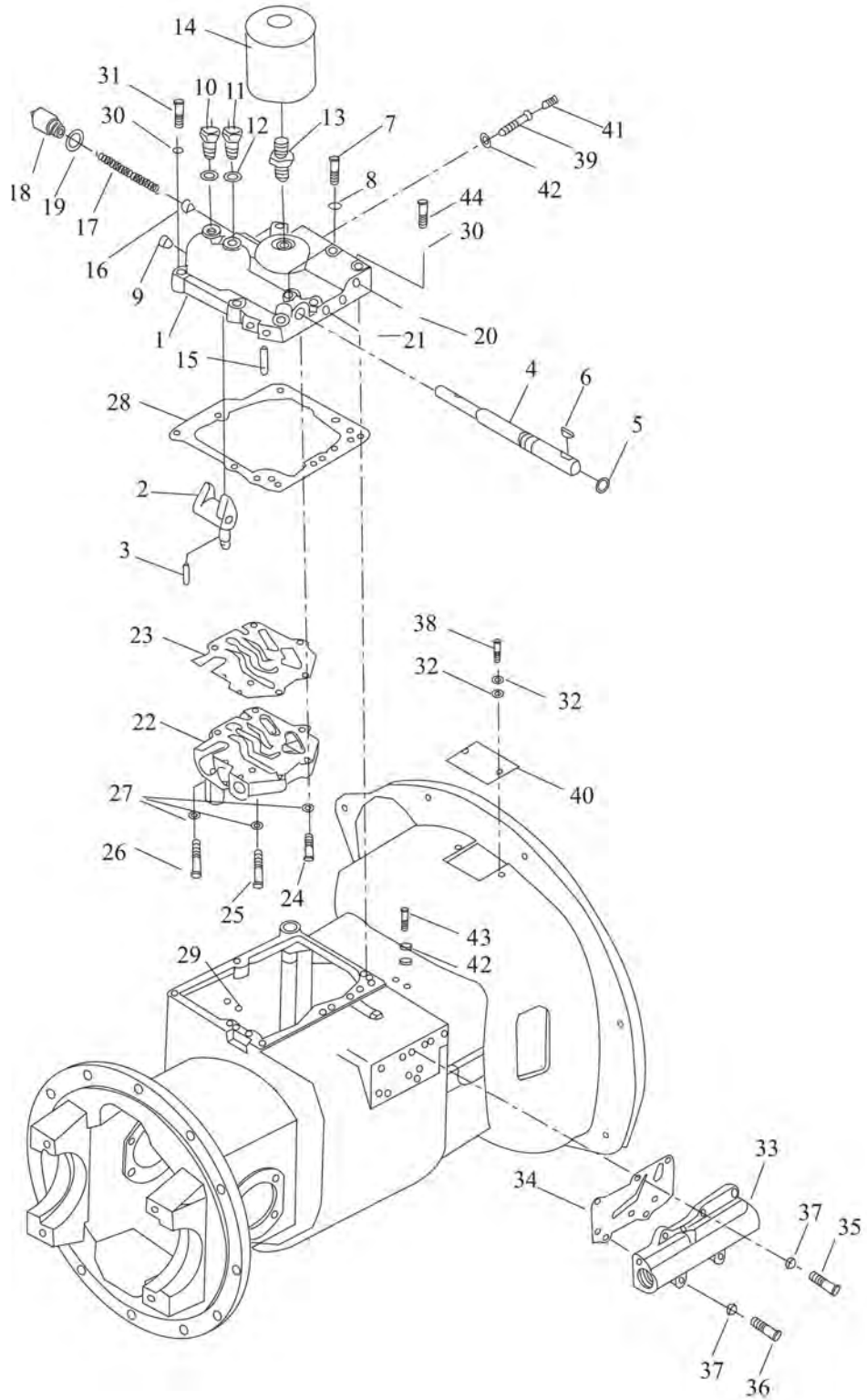
# Drive unit



## Drive unit

Item	Part No	Description	Q'ty	Remark
21	A30B5-02007	Cap, bearing	2	
22	A30B5-02008	Bolt	4	
23	A30B5-02009	Plate,lock	4	
24	A30B5-02300	Clutch, hydraulic	1	
25	A30B5-02010	Shaft, idler	1	
26	GB276-64	206 Bearing	1	
27	A30B5-02011	Gear, idler	1	
28	GB893-86	24 Snap ring	2	
29	GB276-64	207 Bearing	2	
30	A30B5-02012	Gear, output	1	
31	A30B5-02013	Plate, bearing support	1	
32	A30B5-02014	Shim		
-	A30B5-02015	Shim		
-	A30B5-02016	Shim		
33	A30B5-02017	Shaft, output	1	
34	Z-7508	7508 Bearing	2	
35	Z-7208	7208 Bearing	1	
36	A30B5-02018	Retainer, oil seal	1	
37	GB/T1235	80×3.1 O-ring	1	
38	A30B5-02019	Seal, oil	1	
39	A30B5-02020	Nut	1	
40	A30B5-02021	Shim	1	
-	A30B5-02022	Shim	1	
-	A30B5-02023	Shim	1	
41	GB5782-86	M8×20 Bolt	4	
42	GB93-87	8 Washer	15	
43	A30B5-02024	Collar	1	
44	A30B5-02025	Pipe, oil fill	1	
45	A30B5-02026	Gasket	1	
46	A30B5-02050	Shim	1	

# Drive unit (cover & inching valve)

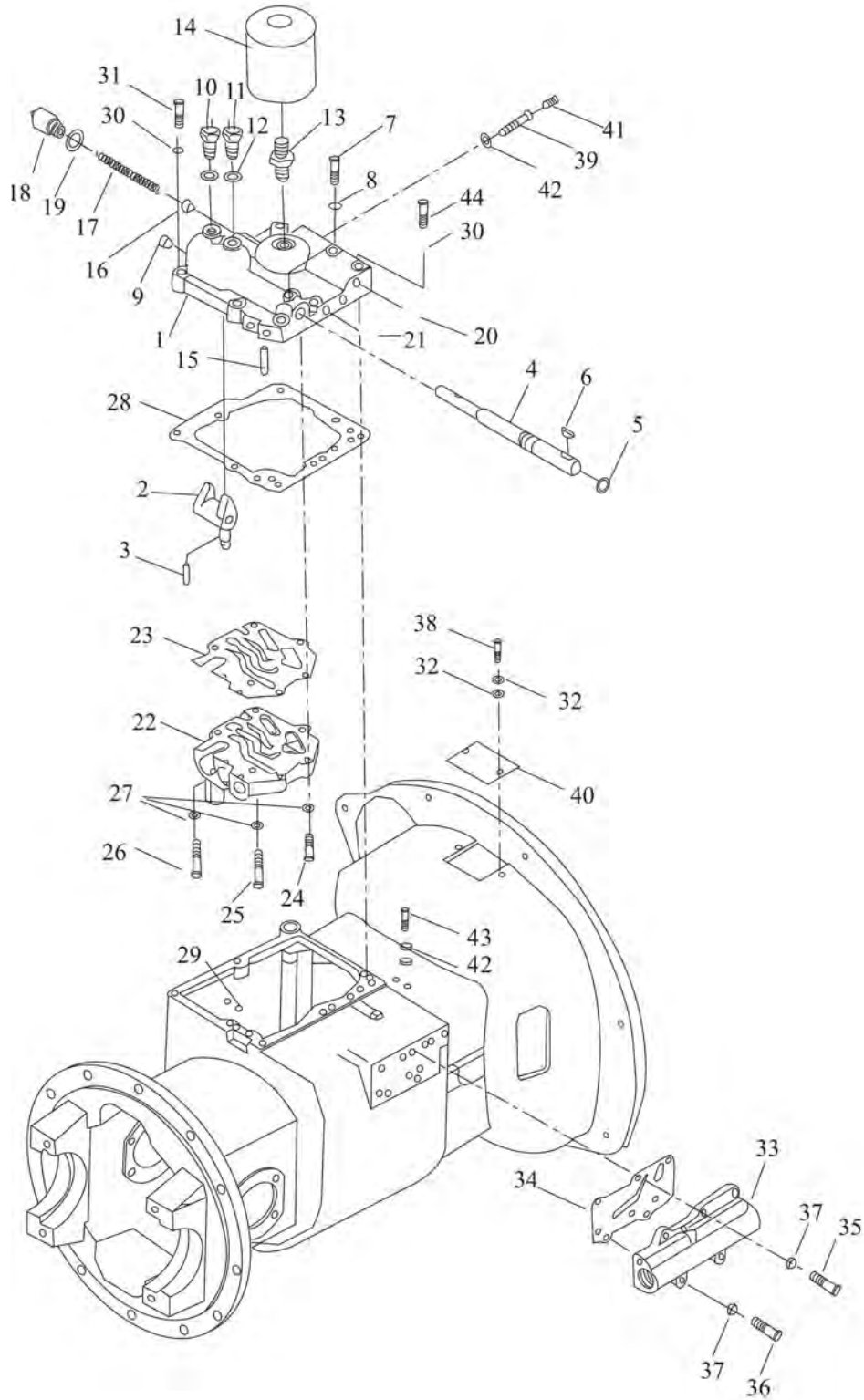


### Drive unit (cover & inching valve)

Item	Part No	Description	Q'ty	Remark
1	A30B5-02027	Cover, case	1	
2	A30B5-02028	Arm, shift	1	
3	GB879-76	6×32 Pin, lock	1	
4	A30B5-02029	Shaft, shift arm	1	
5	GB/T1235-76	20×2.4 O-ring	1	
6	GB1099-79	5×19key, woodruff	1	
7	A30B5-02030	Bolt	1	
8	A30B5-02031	Shim	7	
9	A30B5-02032	Plug	1	
10	DZ05G-J208	Switch	1	
11	DZ05G-J209	Switch	1	
12	A30B5-02034	Washer	2	
13	A30B5-02035	Nipple	1	
14	A30B5-02036	Filter, oil	1	
15	GB879-76	4×25 Pin, lock	1	
16	A30B5-02037	Piston	1	
17	A30B5-02038	Spring	1	
18	A30B5-02039	Cup	1	
19	A30B5-02040	Packing, copper	1	
20	Q/ZB285-1	1/8 " Plug	6	
21	Q/ZB285-2	1/4 " Plug	4	
22	A30B5-02400	Control valve ass'y	1	
-	A30B5-02041	Electric-controller hydraulic valve	1	
23	A30B5-02042	Gasket	1	
24	GB/T5782-2000	M8×35 Bolt	2	
25	GB/T5782-2000	M8×55 Bolt	2	
26	GB/T5782-2000	M8×50 Bolt	2	
27	GB/T93-1987	8 Washer,lock	6	
28	A30B5-02043	Gasket	1	
29	GB/T1235-76	9×1.91 O-ring	2	

---

Drive unit (cover & inching valve)

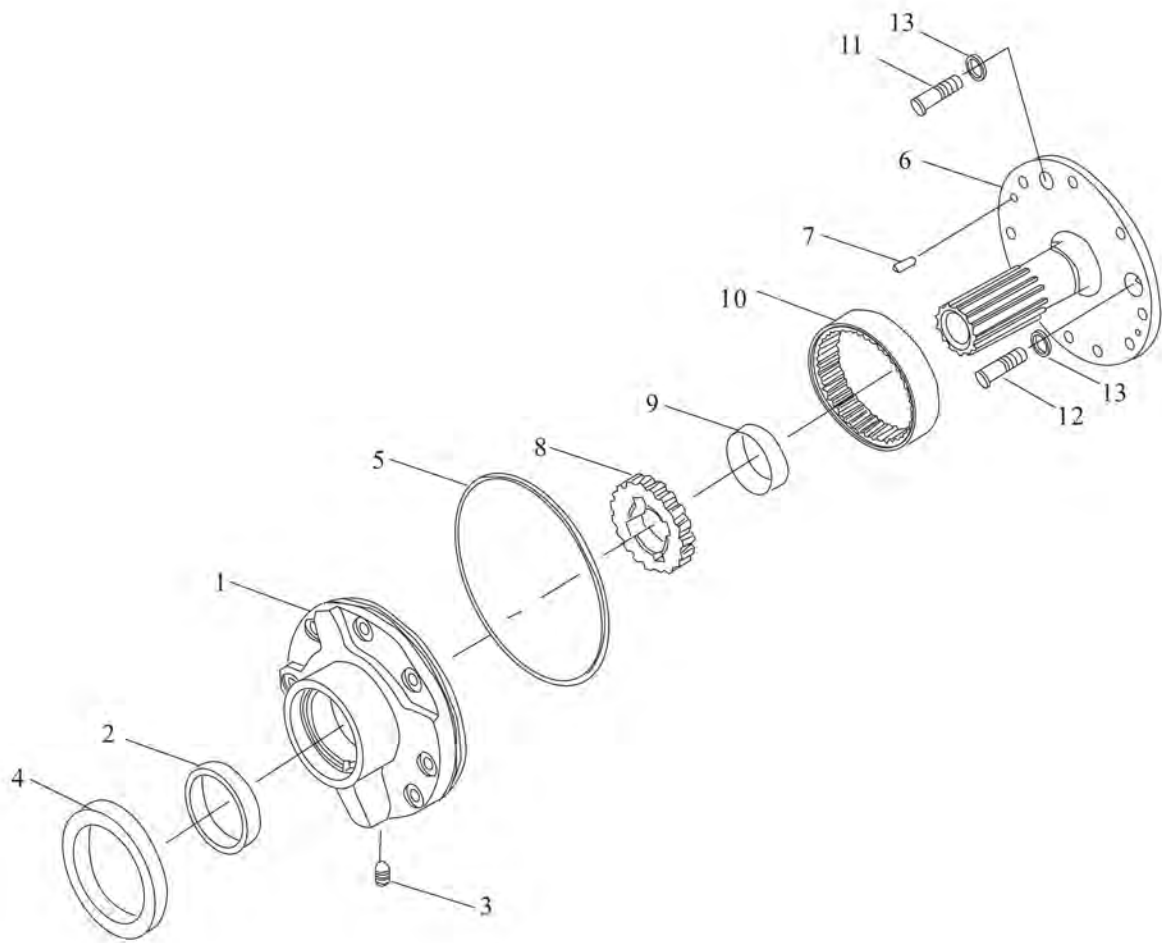


Drive unit (cover & inching valve)

Item	Part No	Description	Q'ty	Remark
30	GB/T93-1987	10 Washer,lock	8	
31	GB/T5782-2000	M10×1.25×55 Bolt	2	
32	GB/T93-1987	8 Washer,lock	3	
33	A30B5-02500	Inching valve ass'y	1	
34	A30B5-02044	Shim	1	
35	GB/T5783-2000	M8×25 Bolt	4	
36	GB/T5783-2000	M8×50 Bolt	2	
37	GB/93-1987	8 Washer,lock	5	
38	GB/T5783-2000	M8×12 Bolt	2	
39	A30B5-02045	Bolt, joint	1	
40	A30B5-02046	Cover, tor-con	1	
41	A30B5-02047	1/8 " Plug	1	
42	A30B5-02048	Packing, copper	4	
43	A30B5-02049	Bolt, joint	1	
44	GB/T5785-2000	M10×1.25×40 Bolt	6	

---

# Charging pump

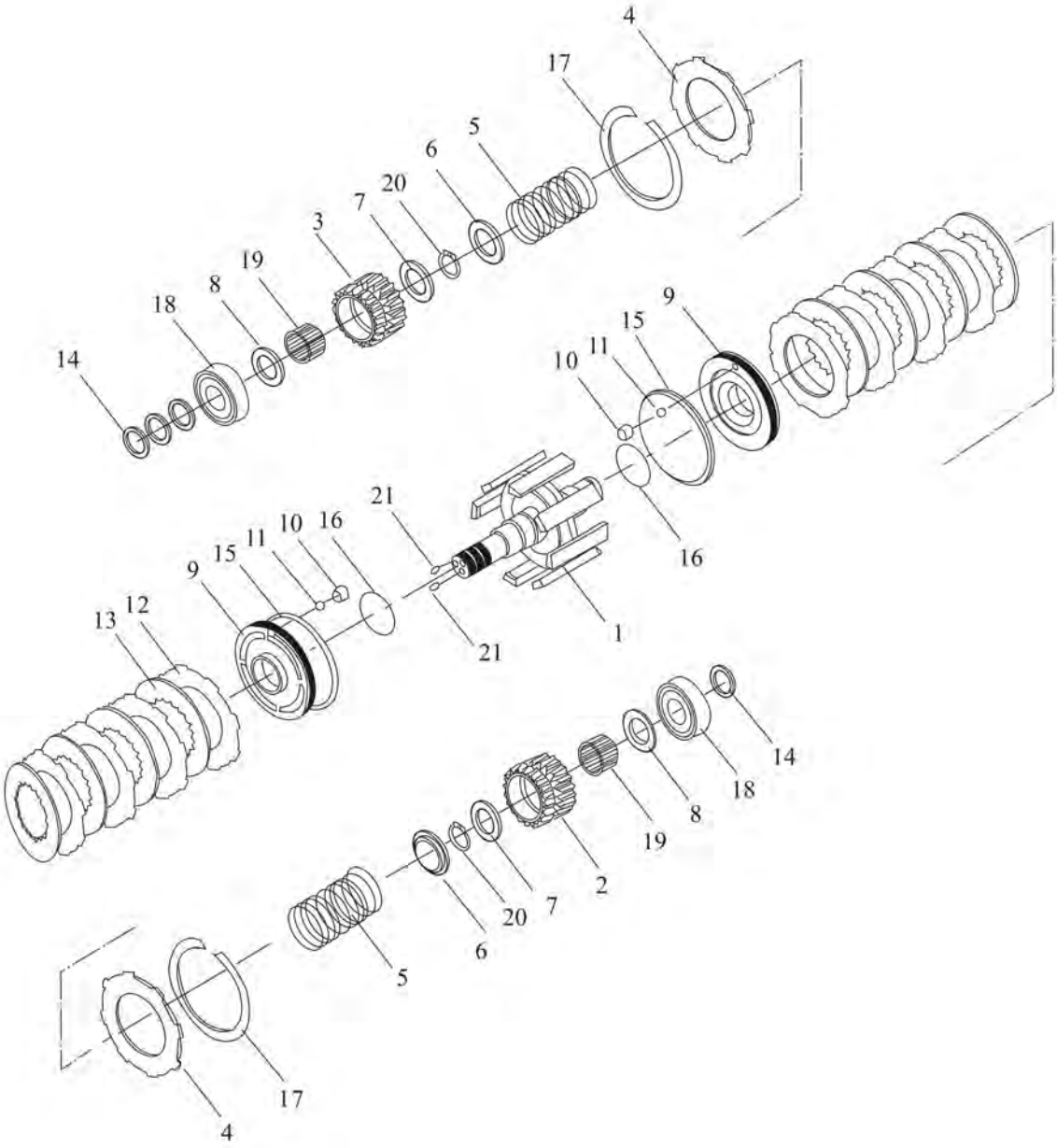


## Charging pump

Item	Part No	Description	Q'ty	Remark
	A30B5-02200	Charging Pump ass'y	1	
1	A30B5-02201	Case, Pump	1	
2	A30B5-02202	Bushing	1	
3	A30B5-02203	ZG1/8 " Plug	1	
4	A30B5-02204	Seal, oil	1	
5	A30B5-02205	O-ring	1	
6	A30B5-02206	Support, starter	1	
7	GB/T119-2000	6×16 Pin	2	
8	A30B5-02207	Gear, drive	1	
9	A30B5-02208	Bushing	1	
10	A30B5-02209	Gear, driven	1	
11	GB/T5782-2000	M8×45 Bolt	4	
12	GB/T5783-2000	M8×25 Bolt	1	
-	GB/T5783-2000	M8×35 Bolt	3	
13	A30B5-02210	Washer	2	



Hydraulic clutch

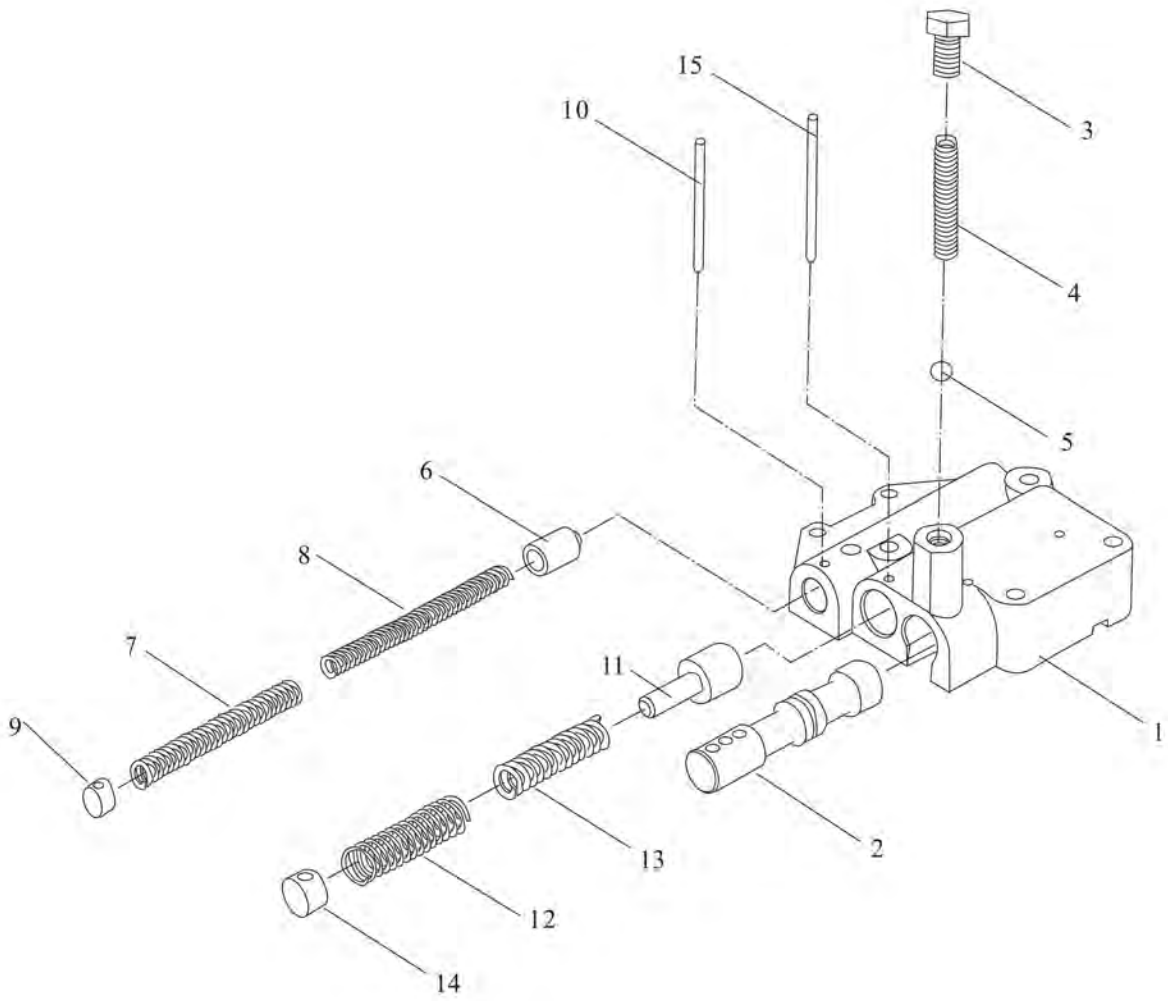


## Hydraulic clutch

Item	Part No	Description	Q'ty	Remark
	A30B5-02300	Clutch, hydraulic	1	
1	A30B5-02301	Shift, input	1	
2	A30B5-02302	Gear, reverse	1	
3	A30B5-02303	Gear, forward	1	
4	A30B5-02304	Plate, end	2	
5	A30B5-02305	spring, return	2	
6	A30B5-02306	Seat, spring	2	
7	A30B5-02307	A Ring, thrust	2	
8	A30B5-02308	B Ring, thrust	2	
9	A30B5-02309	Piston	1	
10	A30B5-02310	Plug	1	
11	GB307-77	1/8 " Ball, steel	1	
12	A30B5-02311	Plate, friction	8	
13	A30B5-02312	Plate, separator	8	
14	A30B5-02313	A Ring , seal	4	
15	A30B5-02314	B Ring , seal	2	
16	GB/T1235-76	33.7×3.5 O-ring	2	
17	A30B5-02315	Snap, ring	2	
18	GB276-82	Bearing 206	2	
19	A30B5-02316	Bearing, needle	2	
20	GB/T894-2000	40 Snap, ring	2	
21	GB78-85	M8×8 Bolt	2	

---

Control valve

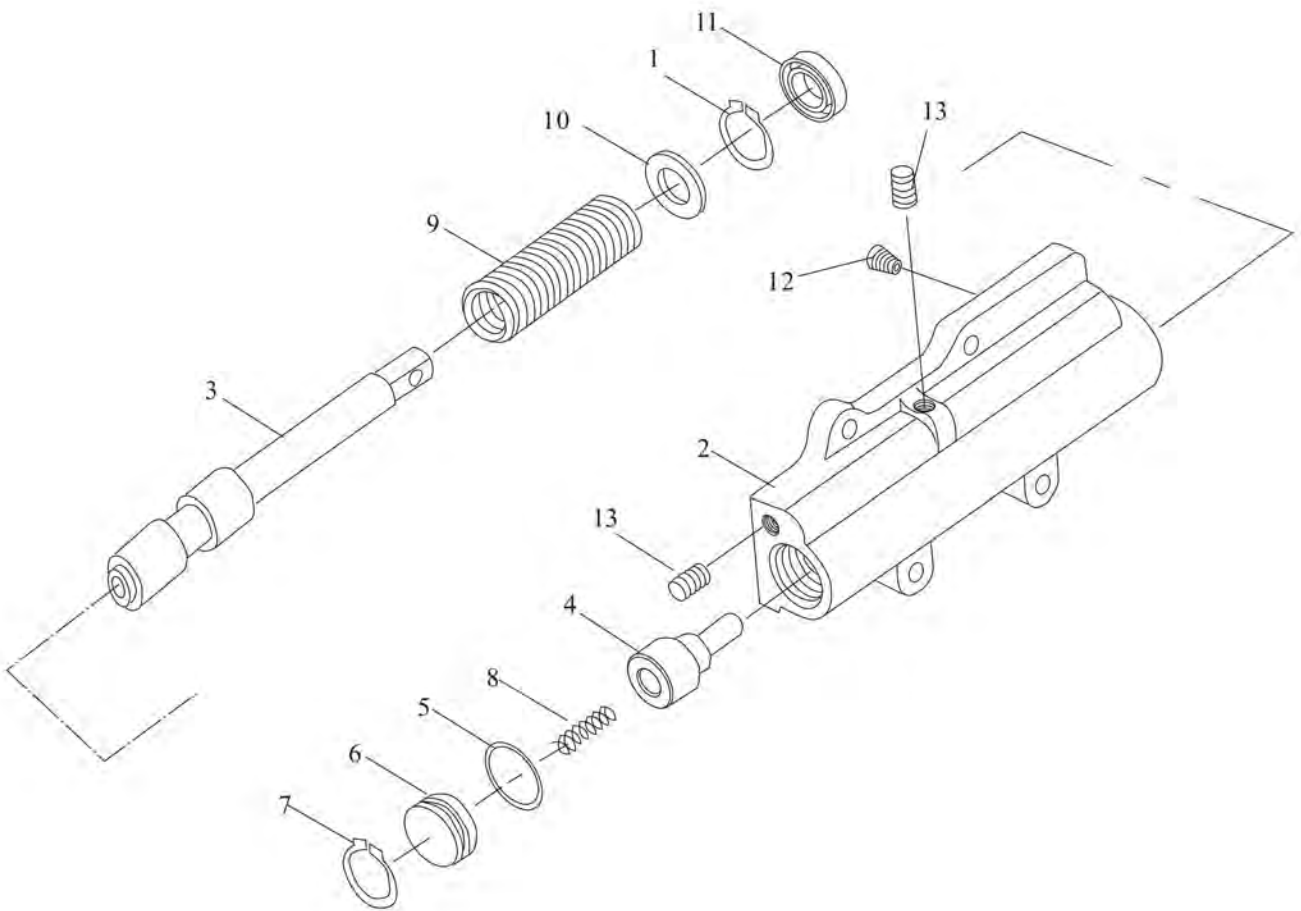


## Control valve

Item	Part No	Description	Q'ty	Remark
	A30B5-02400	Control valve ass'y	1	
1	A30B5-02401	Body, valve	1	
2	A30B5-02402	Slide valve	1	
3	A30B5-02403	Plate,end	1	
4	A30B5-02404	Spring	1	
5	GB308-77	13/32 " Ball	1	
6	A30B5-02405	Piston	1	
7	A30B5-02406	Spring	1	
8	A30B5-02407	Spring	1	
9	A30B5-02408	Plug	1	
10	GB879-76	4×35 Pin, lock	1	
11	A30B5-02409	Spool	1	
12	A30B5-02410	Spring	1	
13	A30B5-02411	Spring	1	
14	A30B5-02412	Plug	1	
15	GB879-76	4×40 Pin, lock	1	

---

# Inching valve

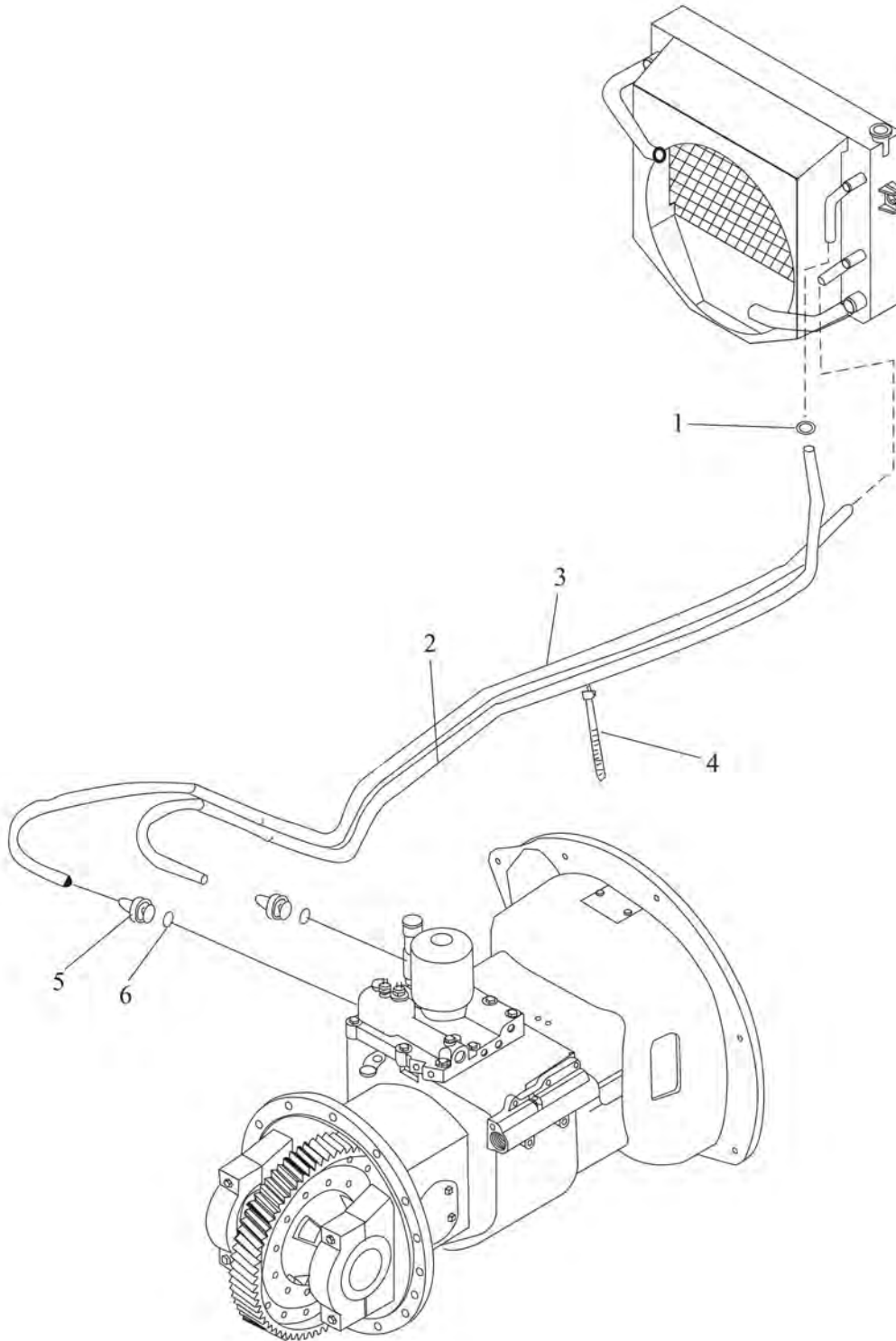


## Inching valve

Item	Part No	Description	Q'ty	Remark
	A30B5-02500	Inching valve ass'y	1	
1	GB/T893. 1-2000	Snap ring	1	
2	A30B5-02501	Body, valve	1	
3	A30B5-02502	Spool	1	
4	A30B5-02503	Slide valve	1	
5	GB/T3452. 1-2000	23.6×2. 65 O-ring	1	
6	A30B5-02504	Seal, oil	1	
7	GB/T893. 1-2000	28 Snap ring	1	
8	A30B5-02505	φ 1.2×D9.2× 30 Spring	1	
9	A30B5-02506	φ 3×D22.9× 87.4 Spring	1	
10	A30B5-02507	Spacer	1	
11	A30B5-02509	φ 30×16×7 Seal,oil	1	
12	A30B5-02508	Plug,choke	1	
13	Q/ZB285-77	Z1/8 " Plug	2	

---

## Hydraulic system



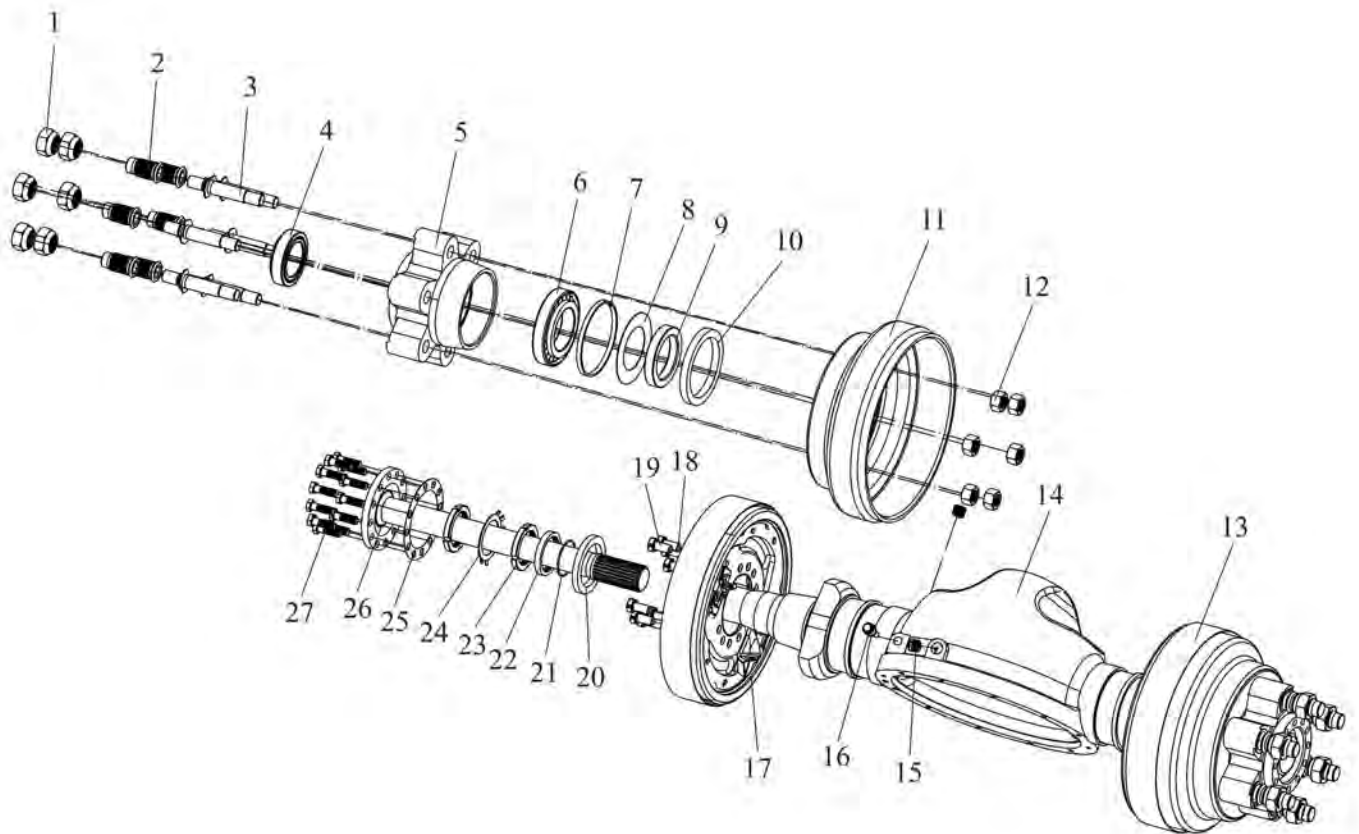
## Hydraulic system

Item	Part No	Description	Q'ty	Remark
1	8JA08-01606	16×10 Clip	4	8800-X /W2/D1/D3/ YN2/S5 8800-R4/R6
-	8JA08-02008	20×12 Clip	4	8800-Y2/Y3/Y4/Y5 8800-KB4/KB1
2	TG002-10110	φ 10×1110 Hose	1	8800-X
-	TG002-10190	φ 10×1900 Hose	1	8800-W2/D3/Y2/Y3/ Y 4/Y5/FY40T-KB4/KB1
-	TG002-10211	φ 10×2110 Hose	1	8800-YN2
-	TG002-10150	φ 10×1500 Hose	1	8800-S5/FY40T-R4/R6
3	TG002-10120	φ 10×1200 Hose	1	8800-X
-	TG002-10220	φ 10×2200 Hose	1	8800-W2/D3/Y2/Y3/ Y 4/Y5/8800-KB4/KB1
-	TG002-10240	φ 10×2400 Hose	1	8800-YN2
-	TG002-10160	φ 10×1600 Hose	1	8800-S5/FY40T-R4/R6
4	TQ000-08025	8×250 Band	2	
5	GJT-16-00	union	2	8800-X W2/YN2/S5 8800-R4/R6/KB4/KB1
-	GJT-16-00	union	4	8800-Y2/Y3/Y4/Y5
6	GB982-77	14×2.7 Packing	2	8800-X /W2/YN2/S5 8800-R4/R6/KB4/KB1
-	GB982-77	14×2.7 Packing	4	8800-Y2/Y3/Y4/Y5



---

# Drive axle

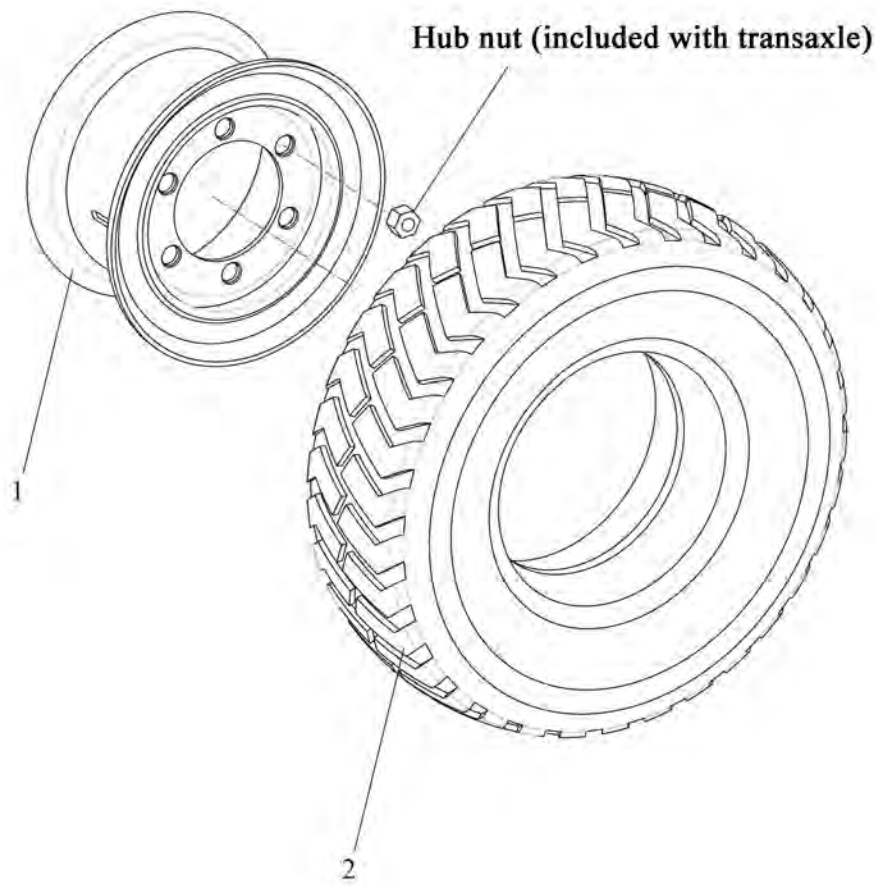


## Drive axle

Item	Part No	Description	Q'ty	Remark
1	A30A5-02109	Nut	12	23913-02041B
-	A30A5-03002	Nut	12	24463-00060G2B
2	A30A5-03001	Nut	12	24463-00050G2B
3	A30A5-02108	Bolt	12	25303-02102B
4	GB/T297	Bearing 33012	2	
5	A30A5-02102	Hub, front	2	25555-00003
6	GB/T297	Bearing30214	2	
7	A30A5-02120	125×119×7.5 Washer	2	22493-00020G
8	A30A5-02119	111×72.5×1 Retainer	2	22493-00030G
9	A30A5-02111	100×72×16 Retainer, oil seal	2	22453-02121G
10	GB/T9877.1	Sd100×125×12 Seal, oil	2	Z6351-01004
11	A30A5-02101	Drum, brake	2	24453-02131
12	GB/T6171	M20×1.5 Nut	12	B4223-00020B
13	A30A5-02800L	brake Left	1	24433-70411
14	A40A5-02110	Housing, axle	1	C0Q86-40201
15	A30A5-02114	Plug	3	22193-03001
16	A30A5-02117	Breather, air	1	22253-02063C
17	A30A5-02800R	Right brake	1	24433-70401
18	A30A5-02116	Bolt	4	25953-72001
19	A30A5-02115	Bolt	12	A22A3-02051
20	GB/T9877.1	75×100×10 Seal, oil	2	25555-00009
21	GB/T3452.1	59.6×2.4 O-ring	2	25555-00008
22	A30A5-02113	bushing	2	25555-00007
23	GB/T810	M58×2 Nut	4	25555-00004
24	GB/T858	58 Washer	2	25555-00006
25	A30A5-02105	Packing	2	A22A3-02031
26	A40A5-02101	Shaft, drive	2	C0Q86-02011
27	A30A5-02104	Bolt	24	24453-02061B

---

Driving wheel assembly



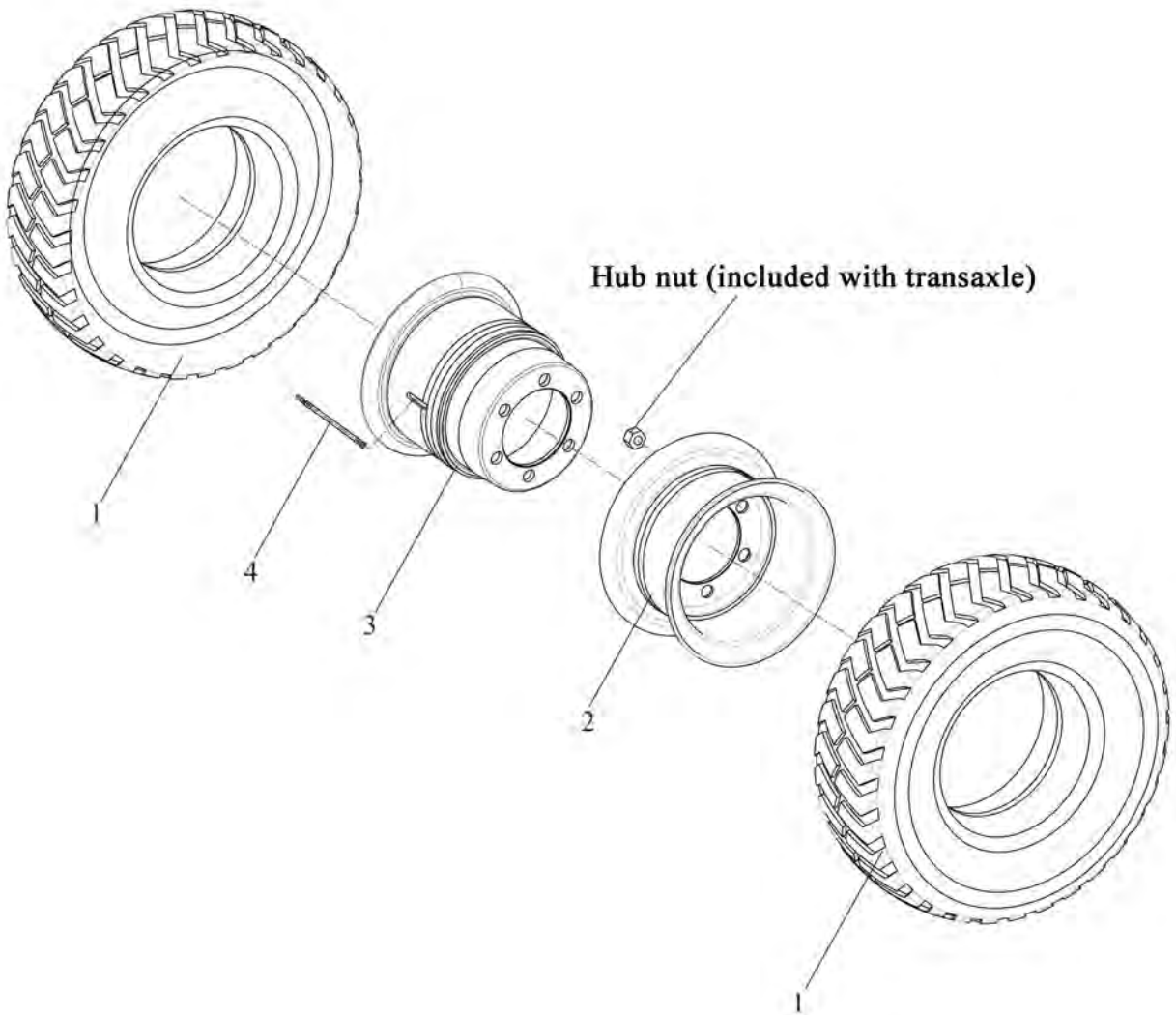
---

Driving wheel assembly

Item	Part No	Description	Q'ty	Remark
1	A40A5-01000	Whell Rim ass'y	2	
2	GB/T2982	250-15-16PR Tyre	2	
-	GB/T10823	250-15 Tyre	2	

---

Double driving wheel assembly

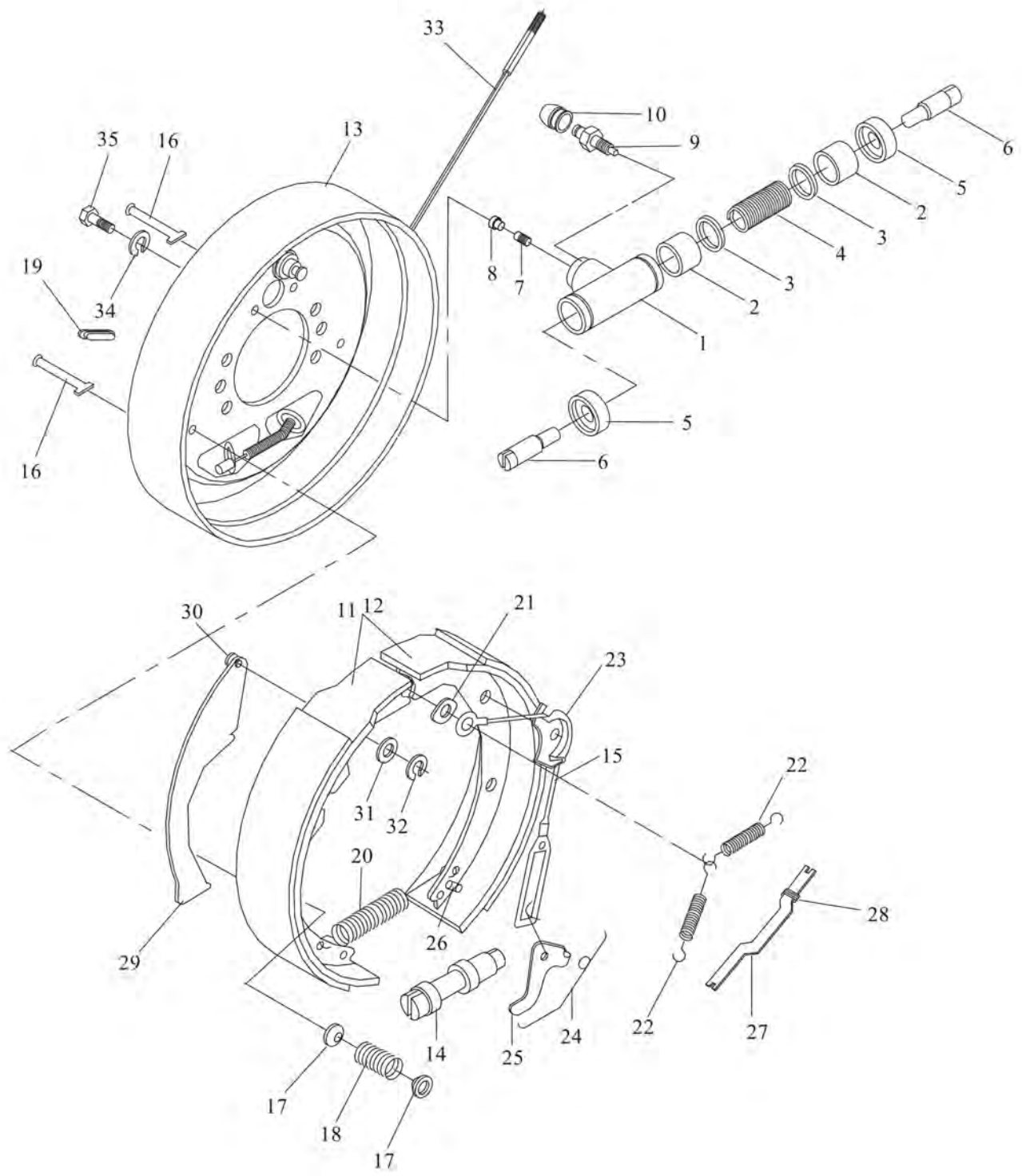


---

Double driving wheel assembly

Item	Part No	Description	Q'ty	Remark
1	GB/T2982	250-15-16PR Tyre	4	
-	GB/T10823	250-15 Tyre	4	
2	A40A5-01000	Whell Rim ass'y	2	
3	A40A5-01100	Twins outer rim	2	
4	A50A5-00700	Pipe	2	

# Wheel brake

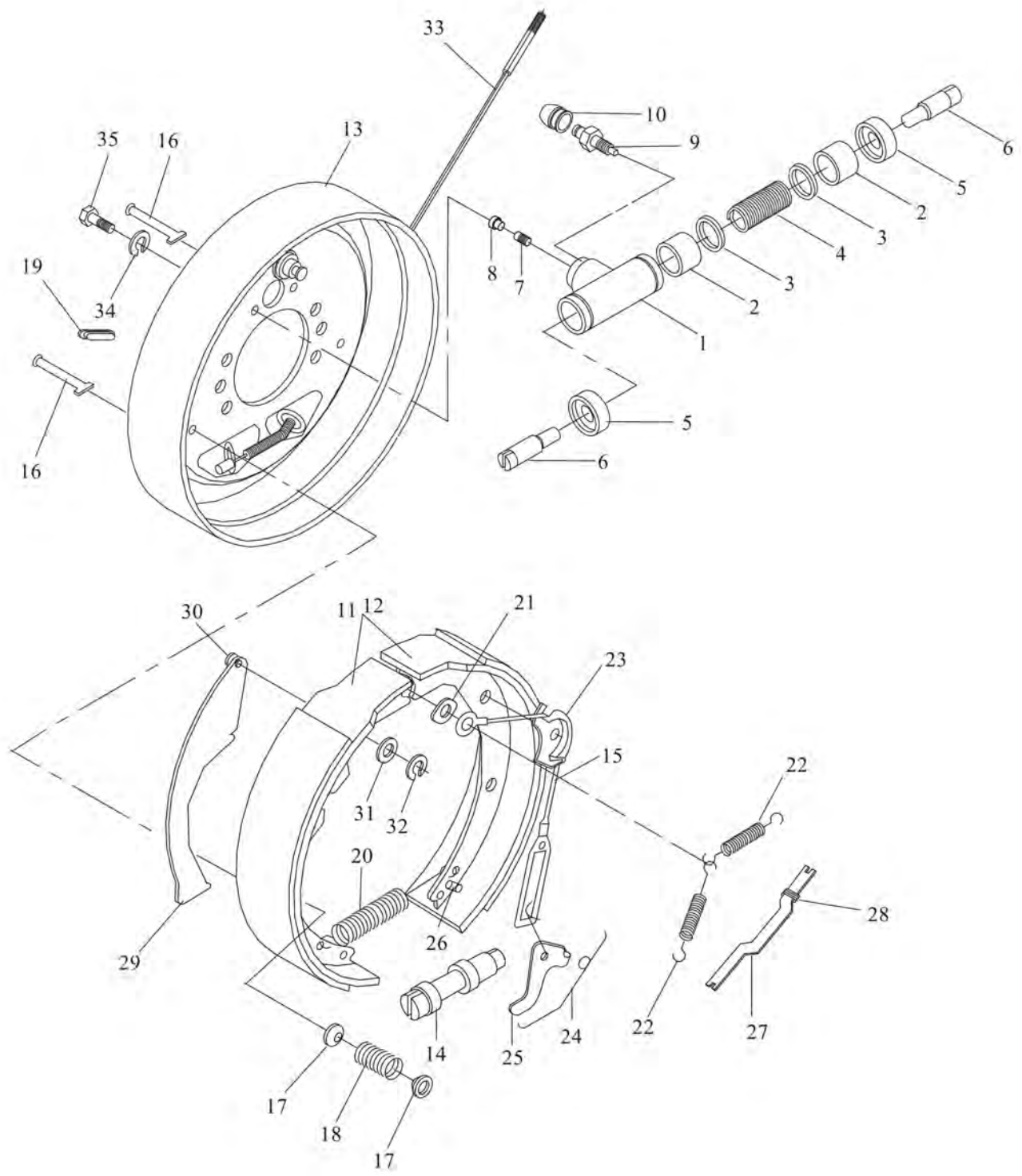


## Wheel brake

Item	Part No	Description	Q'ty	Remark
A	A30A5-02800L	Wheel brake	1	
-	A30A5-02800R	Wheel brake	1	
B	A30A5-02900	Wheel cylinder ass'y	1	
1	A30A5-02901	Cylinder	1	
2	A30A5-02902	Piston	2	
3	A30A5-02903	Cup, piston	2	
4	A30A5-02904	Spring	1	
5	A30A5-02905	Cover, dust	2	
6	A30A5-02906	Rod, piston	2	
7	A30A5-02907	Plug	1	
8	A30A5-02908	Shroud	1	
9	A30A5-02909	Screw, breather	1	
10	A30A5-02910	Cap, screw	1	
11	A30A5-02911	Pin shoe & linin ass'	1	
12	A30A5-02912	Pin, shoe & lining ass'y	1	
13	A30A5-02913	Back plate	1	
14	A30A5-02914	Earance adjuster	1	
15	A30A5-02915	Spring & Fitting ass'y	1	
16	A30A5-02916	Pin, shoe hold down	2	
17	A30A5-02917	Cup, shoe hold down	4	
18	A30A5-02918	Spring, shoe hold down	2	
19	A30A5-02919	Cover, adjudsting hole	1	
20	A30A5-02920	Spring shoe	1	
21	A30A5-02921	Guide, plate	1	
22	A30A5-02922	Return spring, brake shoe	2	
23	A30A5-02923	Guide, cable	1	
24	A30A5-02924	Spring	1	
25	A30A5-02925	Level	1	
26	A30A5-02926	Pin	1	
27	A30A5-02927	Strut L. H.	1	



# Wheel brake



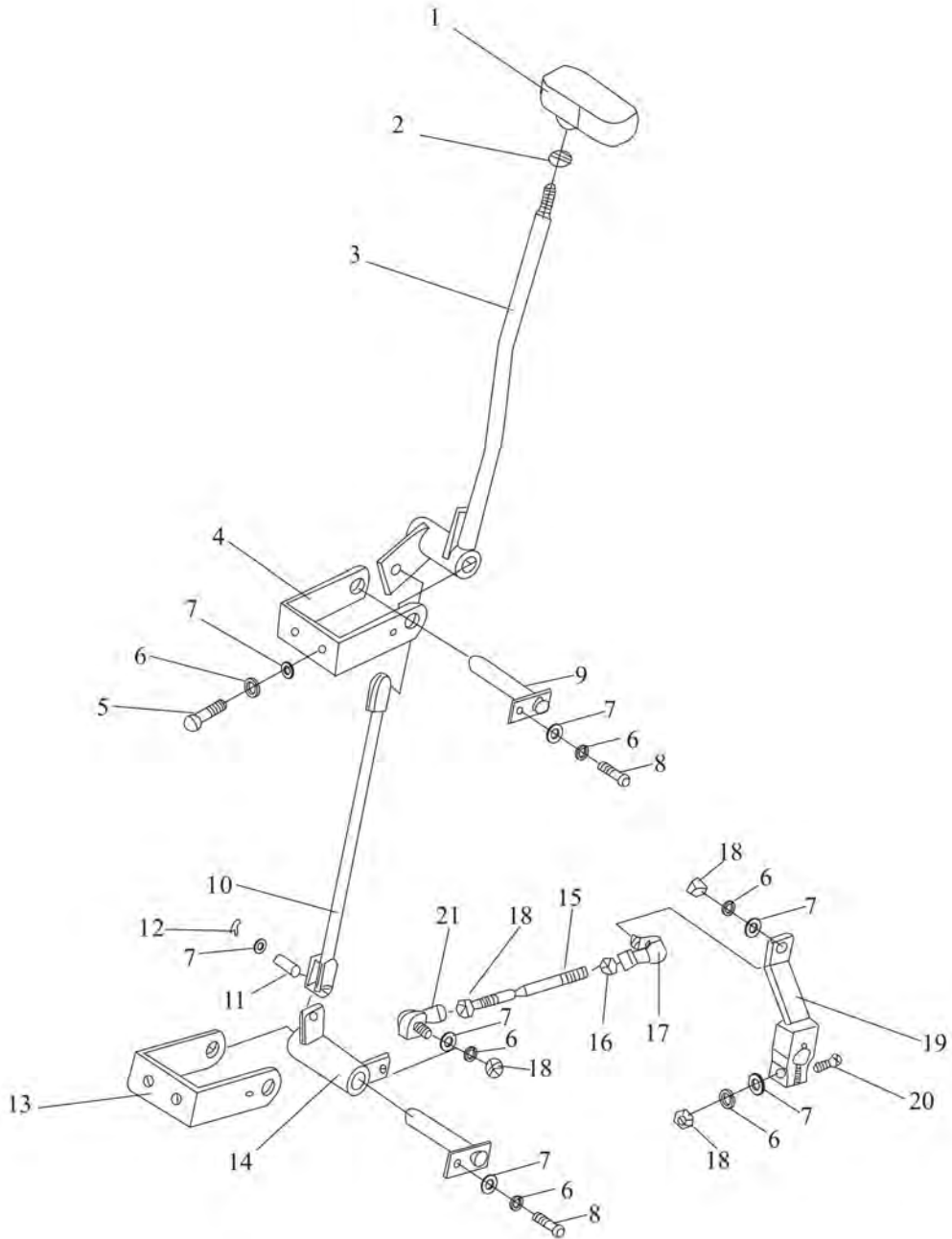
---

## Wheel brake

Item	Part No	Description	Q'ty	Remark
28	A30A5-02928	Spring	1	
29	A30A5-02929	Rod	1	
30	A30A5-02930	Pin	1	
31	A30A5-02931	Washer, spring	1	
32	A30A5-02932	Snap, ring, pin axle	1	
33	A30A5-02933	Cable L. H	1	
34	GB/T93-1987	8 Washer	2	
35	GB/T5785-2000	M8×1.25×20 Bolt	2	

---

# Transmission control linkage



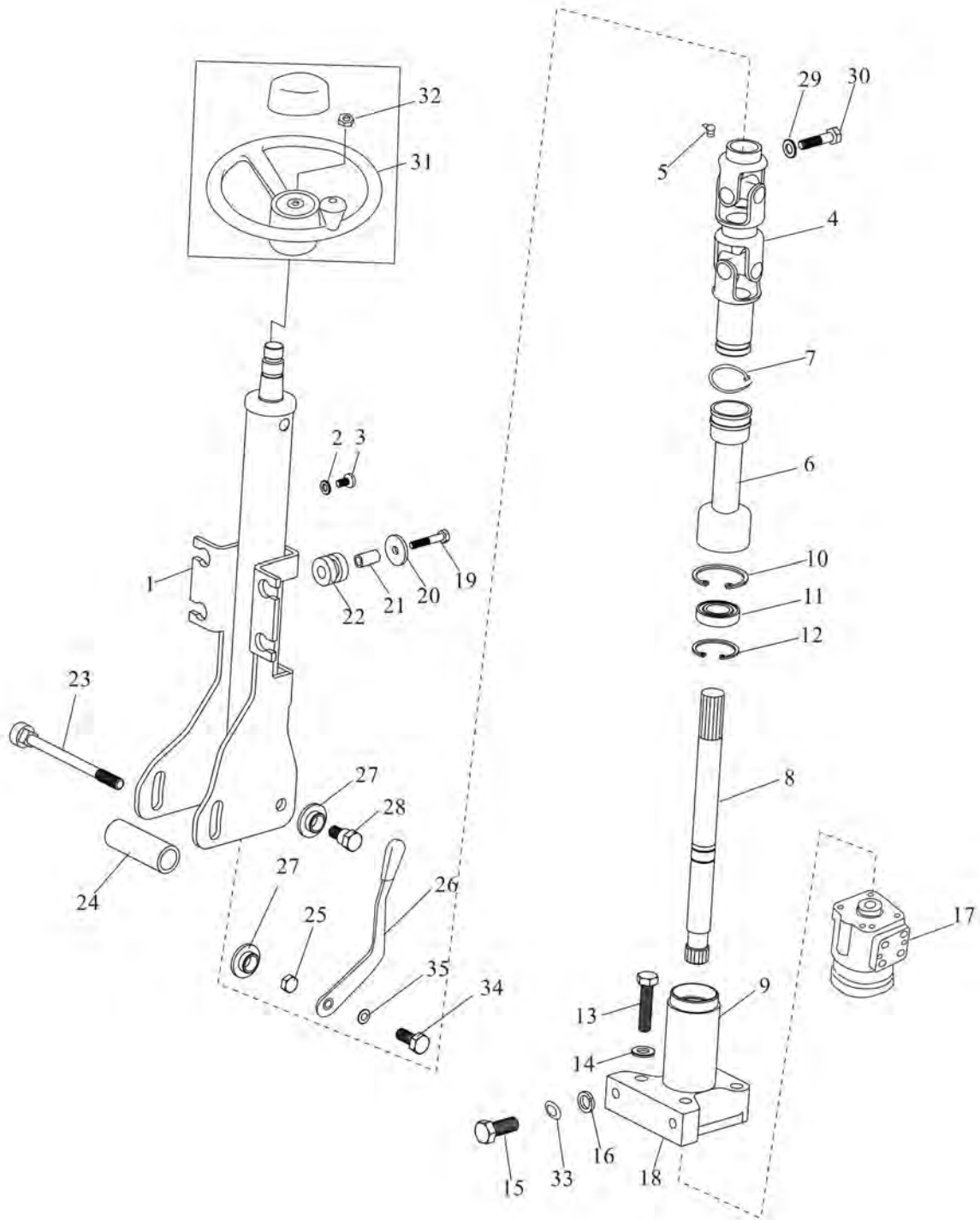
## Transmission control linkage

Item	Part No	Description	Q'ty	Remark
1	A30B5-01100	Handle	1	
2	GB/T6170-2000	M10 Nut	1	
3	A30B5-01200	Lever	1	
4	A30B5-01800	Bracket (left)	1	
5	GB/T5783-2000	M8×30 Bolt	4	
6	GB/T93-1987	8 Washer,lock	9	
7	GB/T97. 1-1985	8 Washer	11	
8	GB/T5783-2000	M8×25 Bolt	2	
9	A30B5-01300	Shaft	2	
10	A30B5-01400	Link	1	
11	GB/T882-1986	8×18 Pin	2	
12	GB/T91-1987	2.5×20 Pins	2	
13	A30B5-01700	Bracket (lower)	1	
14	A30B5-01500	Rocker ass'y	1	
15	A40A5-05001	Link	1	
16	GB/T6170-2000	M8 Nut (left)	1	
17	A30B5-01005	Bearing	1	
18	GB/6170-2000	M8 Nut	4	
19	A30B5-01600	Link	1	
20	GB/T5783-2000	M8×40 Bolt	1	
21	A30B5-01004	Bearing	1	

---

## C、STEERING SYSTEM

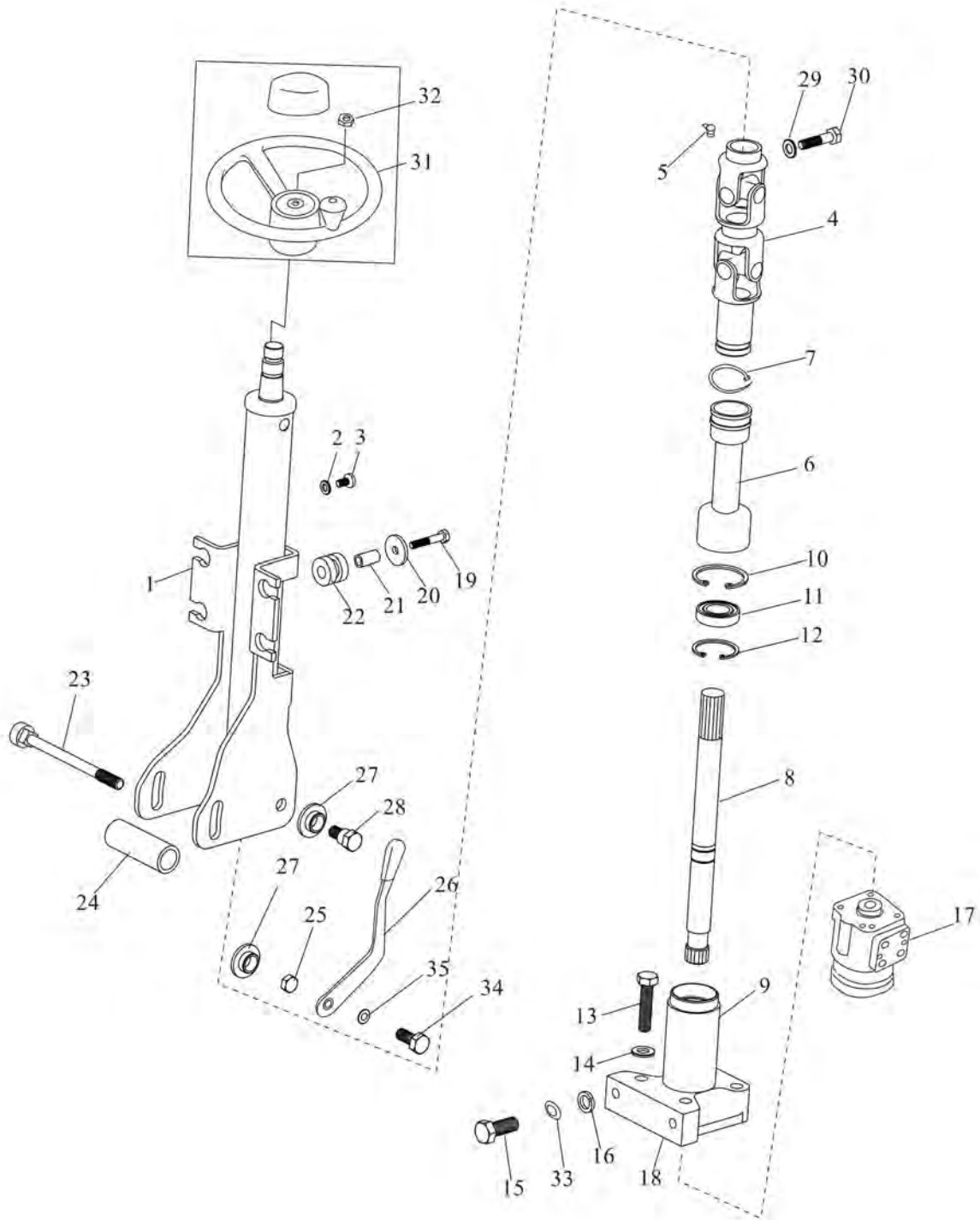
# Steering control



## Steering control

Item	Part No	Description	Q'ty	Remark
1	A30C6-00100	Steering column	1	
2	GB/T97.1-1985	6 Washer	4	
3	GB/T65-2000	M6×12 Screw	4	
4	A30C6-00200	Joint	1	
5	GB1152-82	M10×1 Cup,grease	1	
6	A30C6-00003	Boot	1	
7		ZD4×150 Band	1	
8	A30C6-00301	Link	1	
9	A30C6-00302	Flange	1	
10	GB/T893.1-1986	37 Snap ring	1	
11	GB/T276-1994	61904-2Z Bearing	1	
12	GB/T894.1-1986	20 Snap ring	2	
13	GB/T5782-2000	M10×45 Bolt	4	
14	GB/T93-1987	10 Washer,lock	4	
15	GB/T5786-2000	M12×1.25×20 Bolt	2	
16	GB/T93-1987	12 Washer,lock	2	
17	A40A4-40000	160ml/Redirector	1	
18	A30A6-00006	Shim	1	
19	GB/T5782-2000	M6×35 Bolt	4	
20	A30A6-00007	Washer	4	
21	A30A6-00008	Spacer	4	
22	A30A6-00009	Rubber	4	
23	A30B6-00001	Bolt	1	
24	A30C6-00002	Spacer J	1	
25	A30B6-00002	Nut	1	
26	A30B6-00100	Lever	1	
27	A30A6-00004	Washer	4	
28	A30A6-00005	Bolt	2	
29	GB/T93-1987	8 Washer,lock	1	
30	GB/T5782-2000	M8×35 Bolt	1	

# Steering control





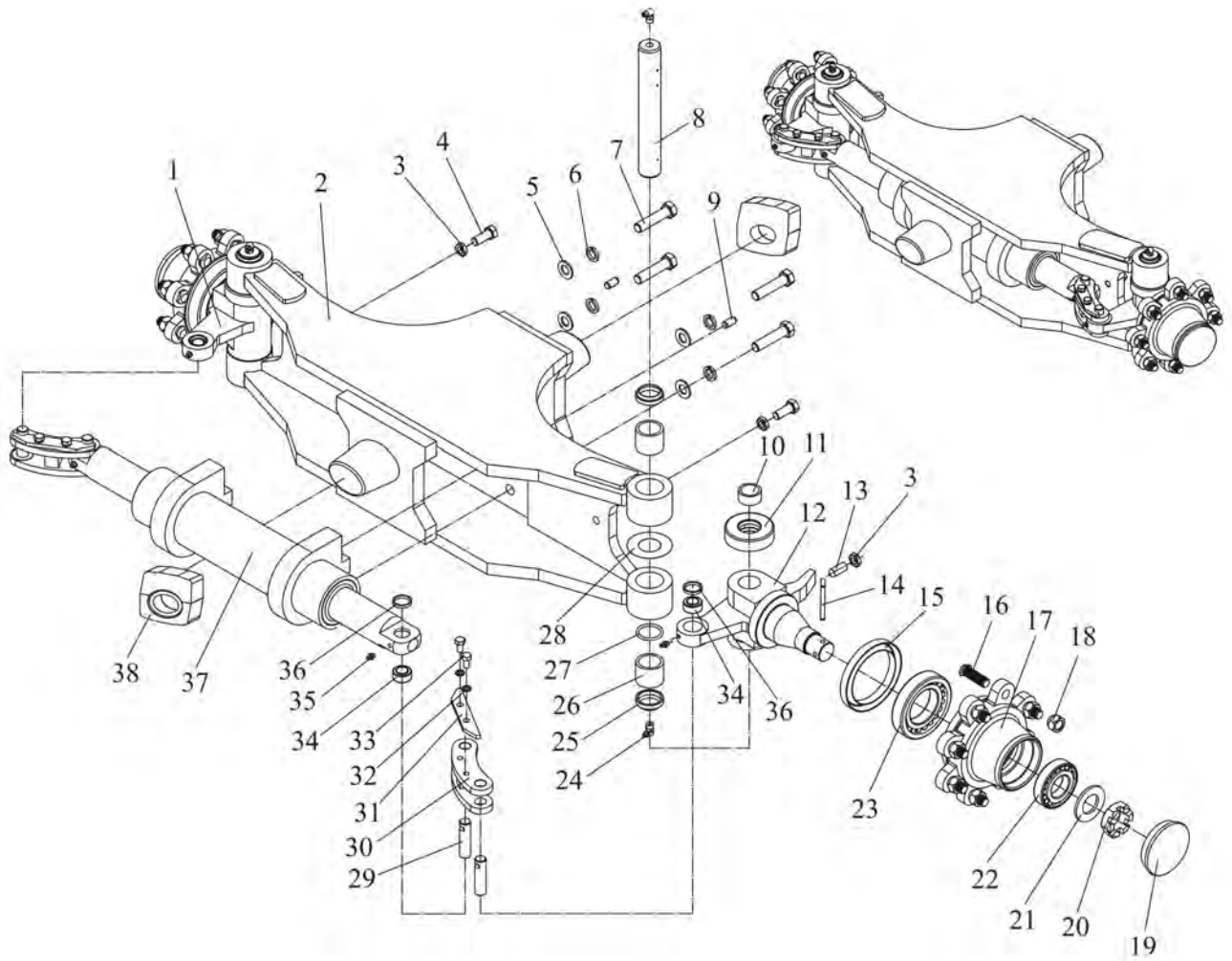
---

## Steering control

Item	Part No	Description	Q'ty	Remark
31	A30A6-00300	Wheel,Steering ass'y	1	
32	GB/T6173-2000	M16×1.5 Nut	1	
33	GB/T97.2-1985	12 Washer	1	
34	A30B6-00004	Bolt	1	
35	A30B6-00003	Washer	1	

---

# Steering axle

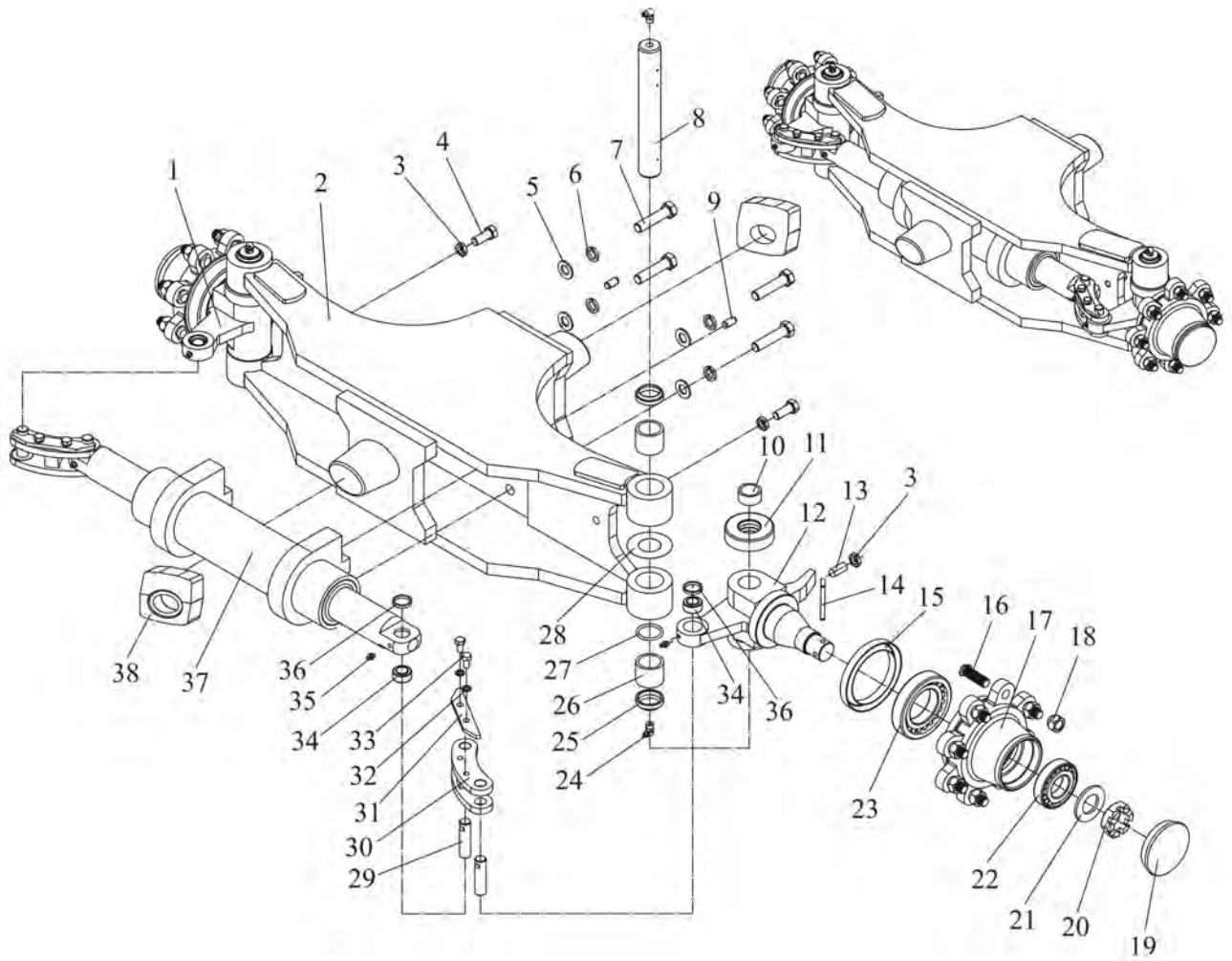


## Steering axle

Item	Part No	Description	Q'ty	Remark
A	A40A6-10100	Axle ass'y	1	
1	A30A6-10500(L)	Knuckle L. H. ass'y	1	H24C4-32171
2	A40A6-10108	Steering axle body	1	JXX-30301
3	GB/T6172	M12 Nut	2	
4	GB/T5783	M12×40 Bolt	2	
5	GB/T93	14 Washer, lock	4	
6	GB/T97.1	14 Washer	4	
7	GB/T5783	M14×45 Bolt	4	
8	A40A6-10102	Pin, king	2	A21B4-32222
9	GB/T119-86	10×20 Pin	2	
10	A30A6-10213	Bushing	2	A21B4-12001
11	GB/T301	198908K Bearing	2	
12	A30A6-10500(R)	Knuckle R. H. ass'y	1	H24C4-32181
13	GB/T78-1985	12×30 Screw	2	
14	GB/T91-86	6.3×50 Pin	2	
15	Z6301-08524	B85×110×12D Seal, oil	2	
16	A40A6-10109	Hub	16	23654-32041B
17	A40A6-10105	Hub bolt	2	
18	A40A6-10111	Nut	16	23654-34051B
19	A40A6-10104	Cap	2	1218-10200
20	A40A6-10103	M30×2 Nut	2	A21B4-32311
21	GB/T97. 1-1985	30 Washer	2	
22	GB/T297	30207 Bearing	2	
23	GB/T297	30211 Bearing	2	
24	Q701B90	90° Z1/8 Cup,grease	4	
25	A30A6-10212	Seal, oil	4	23654-32081
26	GB/T290-88	943/32 Bearing	4	
27	A30A6-10211	O-ring	2	23654-32161
28	A30A6-10204	Shim	2	22214-30321
29	A40A6-10107	Pin	4	A21B4-32261AB

---

# Steering axle

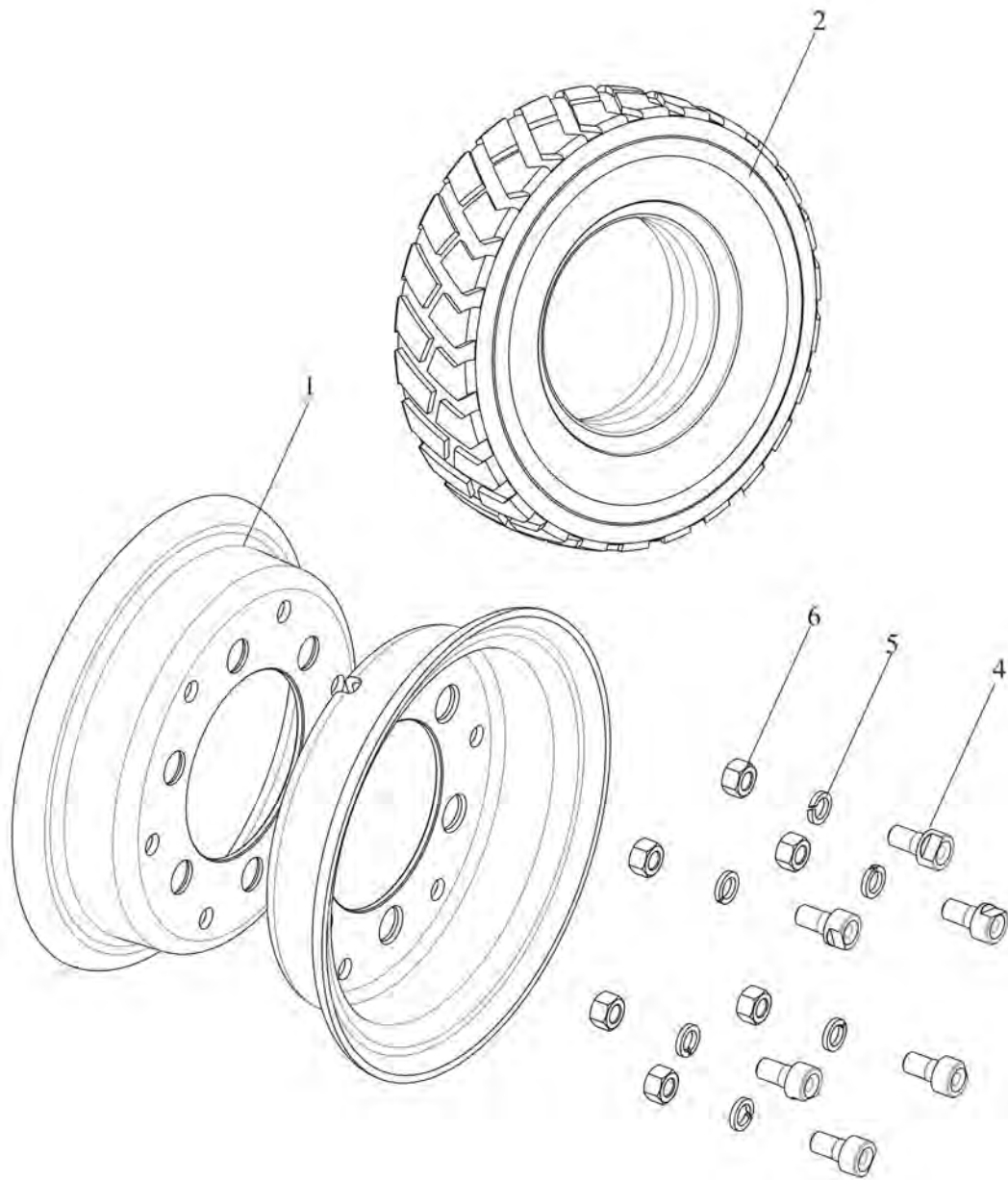


## Steering axle

Item	Part No	Description	Q'ty	Remark
30	A40A6-10101	Link	2	A21B4-32081B
31	A40A6-10106	Baffle	2	A21B4-32300B
32	GB/T93	8 Washer, lock	4	
33	GB/T5781-2000	M8×16 Bolt	4	
34	A30A6-10218	ES Bearing	4	
35	Q700B06	M6 Cup,grease	4	
36	A40A6-10112	Bushing	4	H24C4-12003
37	A40A6-10200	Power cylinder ass'y	1	JXX05
38	A30A6-10001	Rubber	2	H24N4-32451

---

# Steering wheel



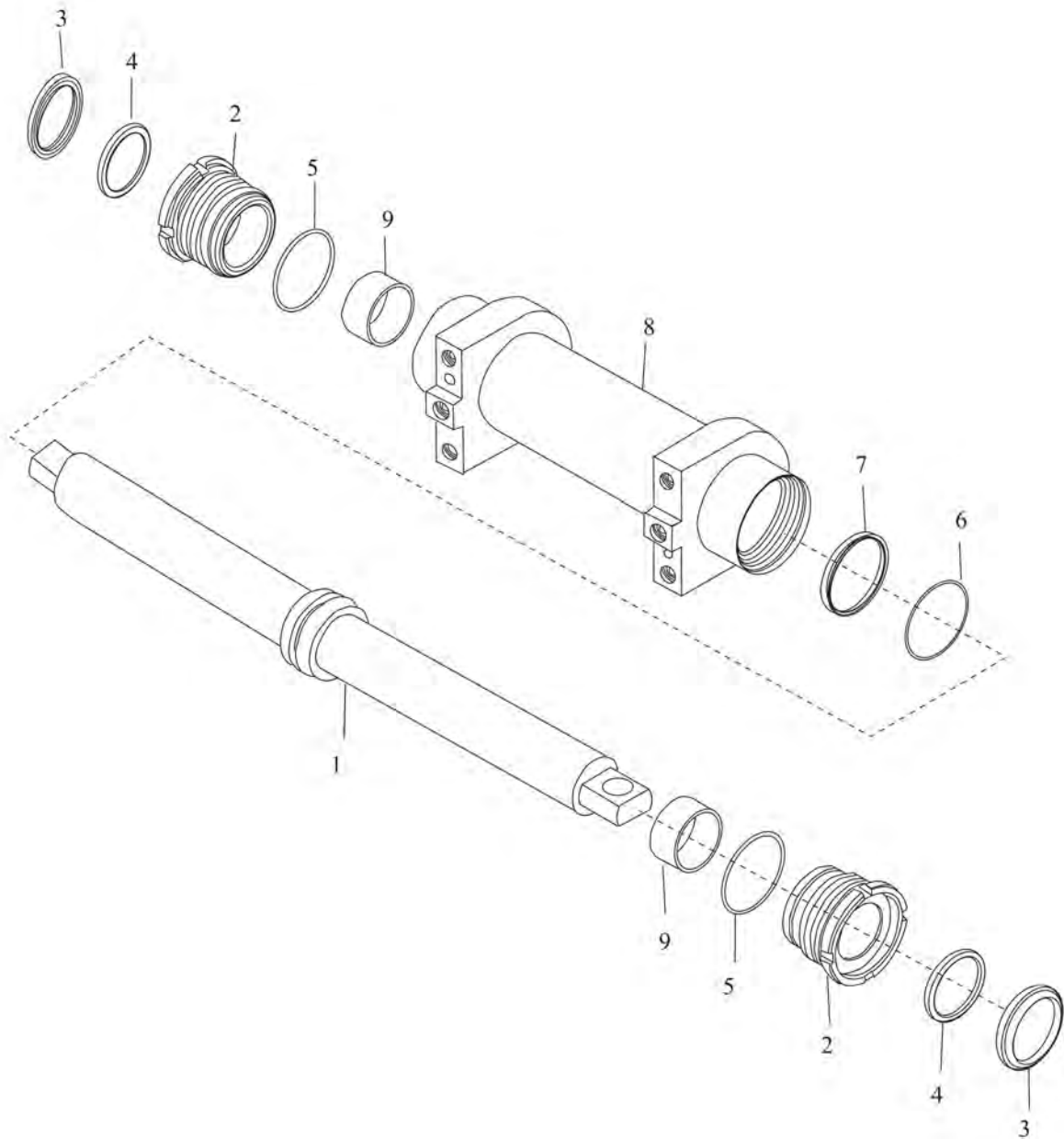
---

## Steering wheel

Item	Part No	Description	Q'ty	Remark
1	A30A6-10300	Rim outside	2	
2	GB/T2982	6.50×10-10PR Tire	2	
-	GB/T10823	6.50×10 Tire	2	
3	A30A6-10005	Bolt	16	
4	GB/T93	12 Washer,lock	16	
5	GB/T6170	M12 Nut	16	

---

## Steering cylinder





## Steering cylinder

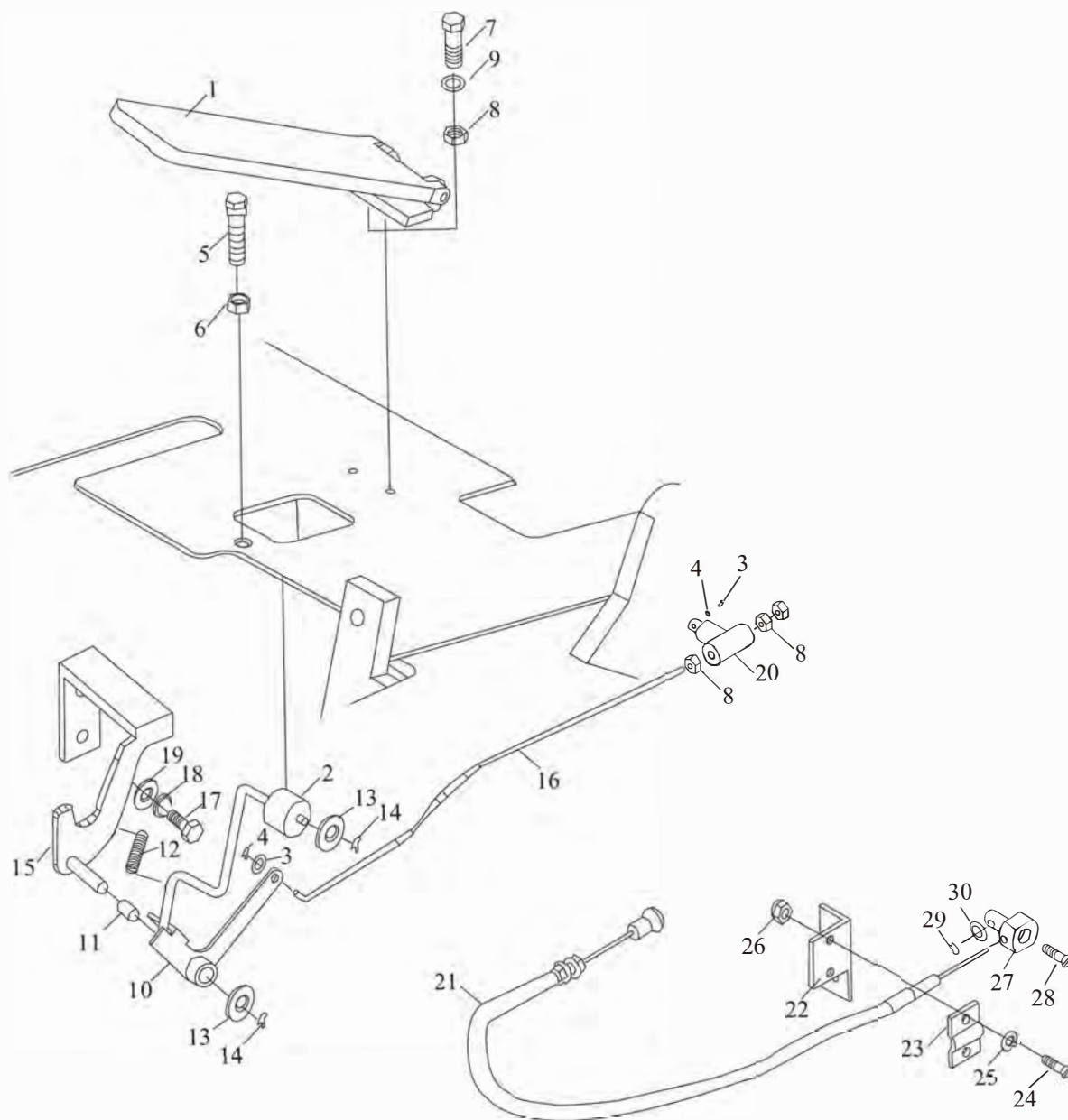
Item	Part No	Description	Q'ty	Remark
A	A40A6-10200	Power cylinder ass'y	1	
1	A40A6-10300	Piston rod ass'y	1	
2	A40A6-10201	Cap	2	
3	A40A6-10202	Seal, dust	2	
4	A40A6-10206	Yx-ring	2	
5	GB3452. 1-92	O-ring	2	
6	GB3452. 1-92	O-ring	1	
7	A40A6-10203	Seal, slipper	1	
8	A40A6-10204	Body, power steering	1	
9	A40A6-10205	Bearing	2	

---

## **D、ACCELERATOR PEDAL**

Accelerator pedal

Gambit 8800-X



## Gambit 8800-X

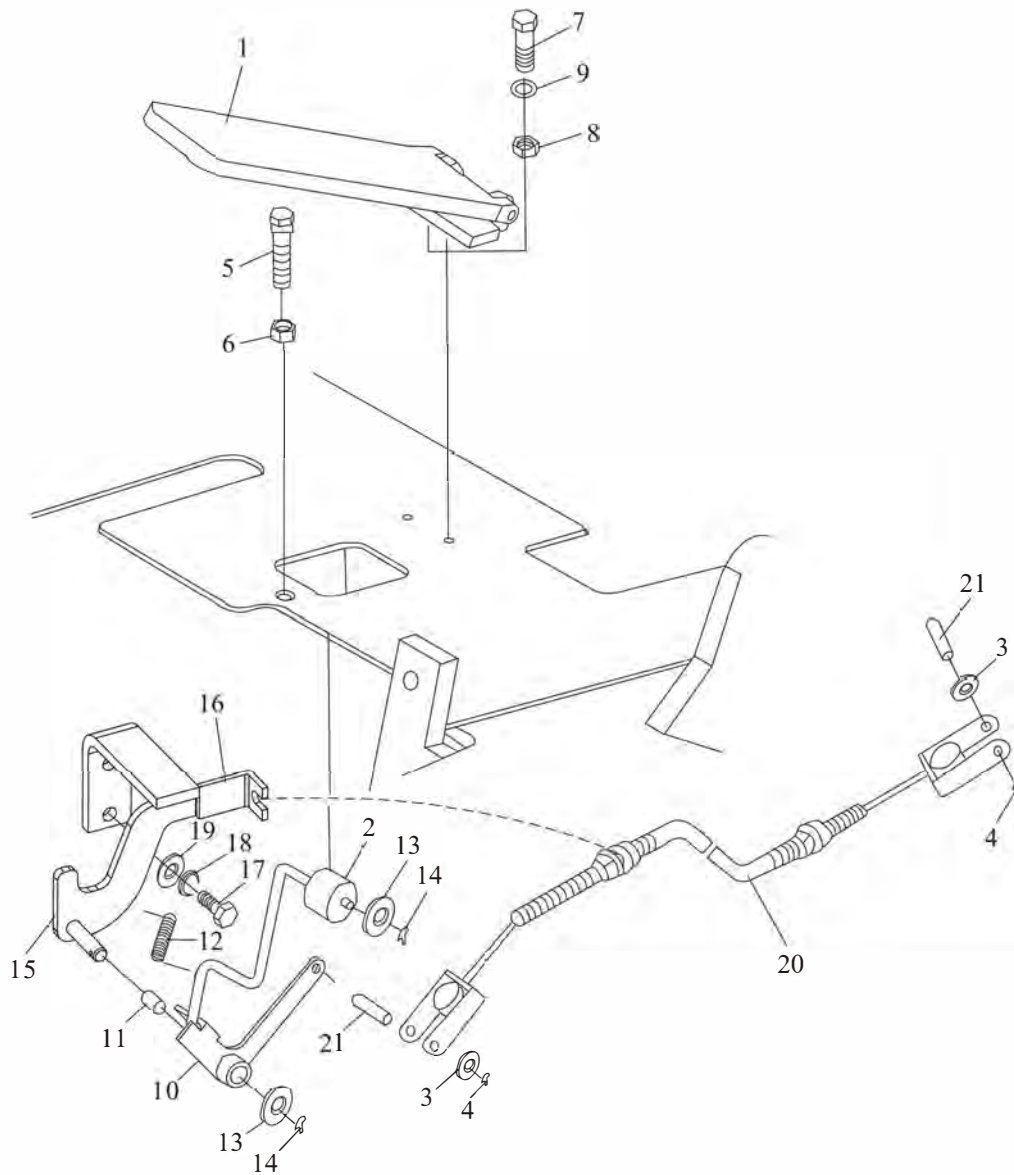
### Accelerator pedal

Item	Part No	Description	Q'ty	Remark
1	A30A7-30100	Accelerator pedal ass'y	1	
2	A30A7-30001	Sheave	1	
3	GB/T97. 1-1985	6 Washer	2	
4	GB/T91-2000	2×15 Pin	2	
5	A30A7-30002	Bolt	1	
6	GB/T6170-2000	M12 Nut	1	
7	GB/T5783-2000	M6×20 Bolt	2	
8	GB/T6170-2000	M6 Nut	5	
9	GB/T93-1987	6 Washer,lock	2	
10	A30A7-30200	Link, ass'y	1	
11	A30C7-30201	Bushing	1	
12	A30A7-30003	Spring	1	
13	GB/T97. 1-1985	10 Washer	4	
14	GB/T91-2000	2×28 Pin	2	
15	A30C7-30300	Bracket	1	
16	A30A7-30004	Link	1	
17	GB/T5783-2000	M8×20 Bolt	2	
18	GB/T93-1987	10 Washer,lock	2	
19	GB/T97.1-1985	10 Washer	2	
20	A30C7-30001	Clevis	1	
21	A30C7-30100	Pedal	1	
22	A30A7-30005	Bracket	1	
23	A30A7-30006	Bracket	1	
24	GB/T29.2-1988	M6×30 Bolt	2	
25	GB/T93-1987	6 Washer,lock	2	
26	GB/T6170-2000	M6 Nut	2	
27	A30A7-30008	Clevis	1	
28	GB/T29.2-1988	M5×10 Bolt	1	
29	GB/T91-2000	1.6×16 Pin	1	
30	GB/T97.2-1985	10 Washer	1	

---

Accelerator pedal

Gambit8800-W2/D1/Y2/Y3/Y4/Y5



Gambit8800-W2/D1/Y2/Y3/Y4/Y5

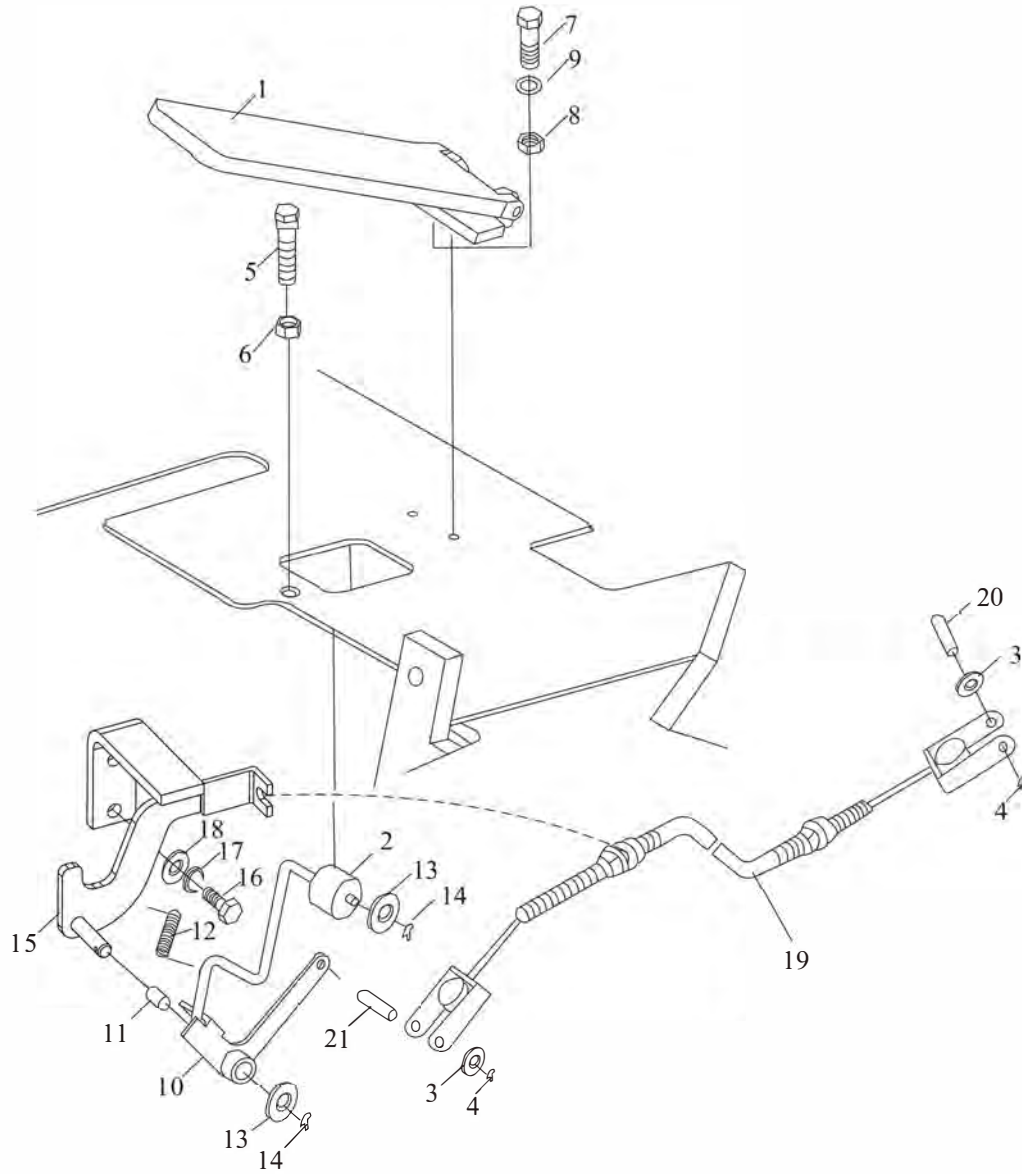
Accelerator pedal

Item	Part No	Description	Q'ty	Remark
1	A30A7-30100	Accelerator pedal ass'y	1	
2	A30A7-30001	Sheave	1	
3	GB/T97. 1-1985	6 Washer	2	
4	GB/T91-2000	2×20 Pin	2	
5	A30A7-30002	Bolt	1	
6	GB/T6170-2000	M12 Nut	1	
7	GB/T5783-2000	M6×20 Bolt	2	
8	GB/T6170-2000	M6 Nut	2	
9	GB/T93-1987	6 Washer,lock	2	
10	A30A7-30200	Link, ass'y	1	
11	A30C7-30201	Bushing	1	
12	A30A7-30003	Spring	1	
13	GB/T97. 1-1985	10 Washer	4	
14	GB/T91-2000	2×28 Pin	2	
15	A30C7-30300	Bracket	1	
16	A30D7-30101	Bracket	1	
17	GB/T5783-2000	M8×20 Bolt	2	
18	GB/T93-1987	8 Washer,lock	2	
19	GB/T97.1-1985	8 Washer	2	
20	A30D7-30200	Soft shaft	1	FD40T-D1/Y2/Y3/Y4/Y5
-	A30G7-30100	Soft shaft	1	FD40T-W2
21	GB/T882-1986	B6×16 Pin	2	

---

Accelerator pedal

Gambit 8800-S5



Gambit 8800-S5

Accelerator pedal

Item	Part No	Description	Q'ty	Remark
1	A30A7-30100	Accelerator pedal ass'y	1	
2	A30C7-30204	Sheave	1	
3	GB/T97. 1	6 Washer	2	
4	GB/T91	2×16 Pin	2	
5	A30A7-30002	Bolt	1	
6	GB/T6170	M12 Nut	1	
7	GB/T5783	M6×20 Bolt	2	
8	GB/T6170	M6 Nut	2	
9	GB/T93	6 Washer,lock	2	
10	A30C7-30310	Connection frame ass'y	1	
11	A30C7-30307	Bushing 1015	1	
12	A30C7-30306	Spring	1	
13	GB/T97. 1	10 Washer	2	
14	GB/T91	2×24 Pin	2	
15	A30D7-30410	Bracket	1	
16	GB/T5783	M8×20 Bolt	2	
17	GB/T93	8 Washer,lock	2	
18	GB/T97.1	8 Washer	2	
19	A30BA7-30100	Soft shaft	1	
20	GB/T882	B6×16 Pin	2	

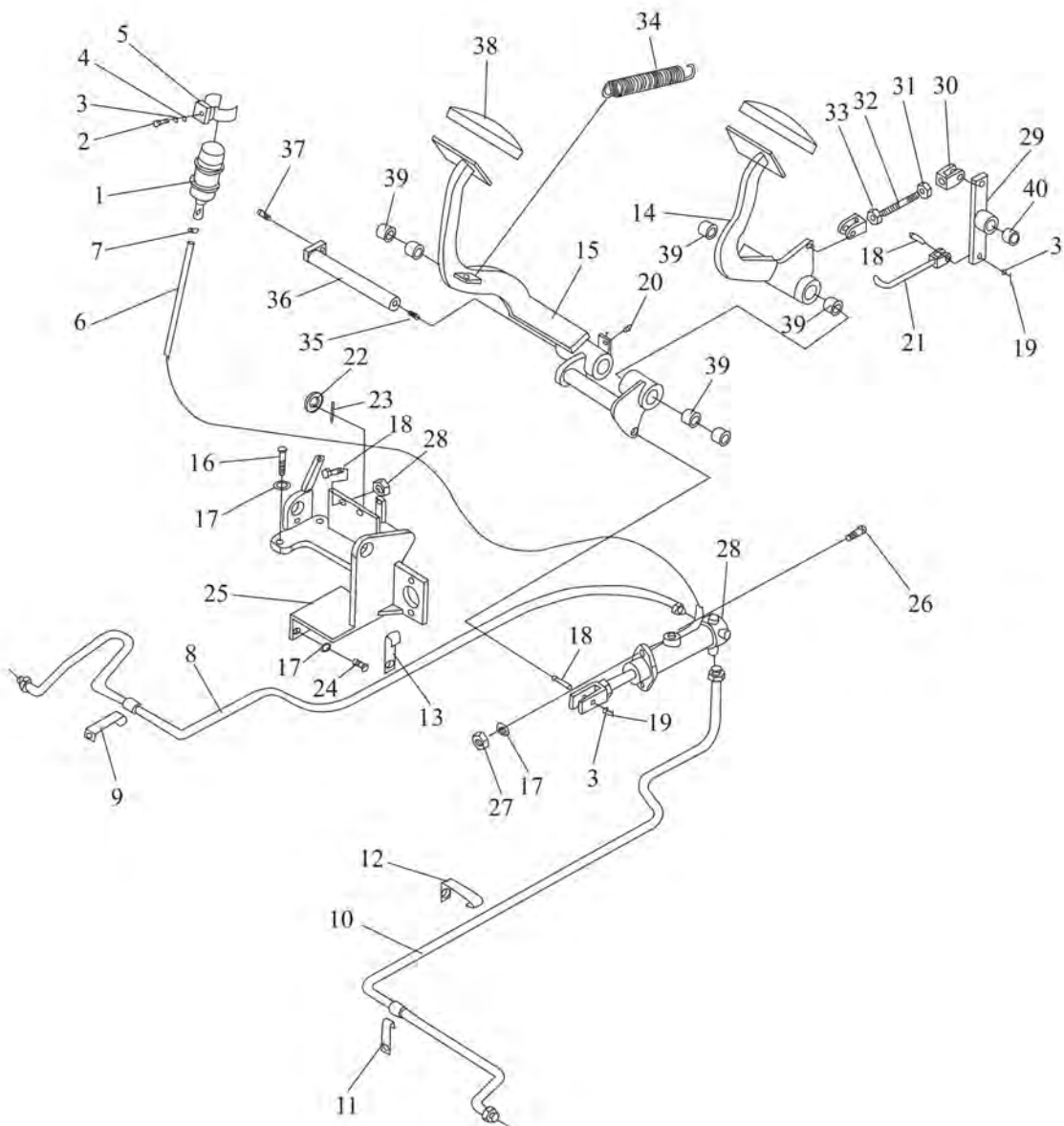


---

## **E、BRAKE SYSTEM**

---

# Brake & inching control

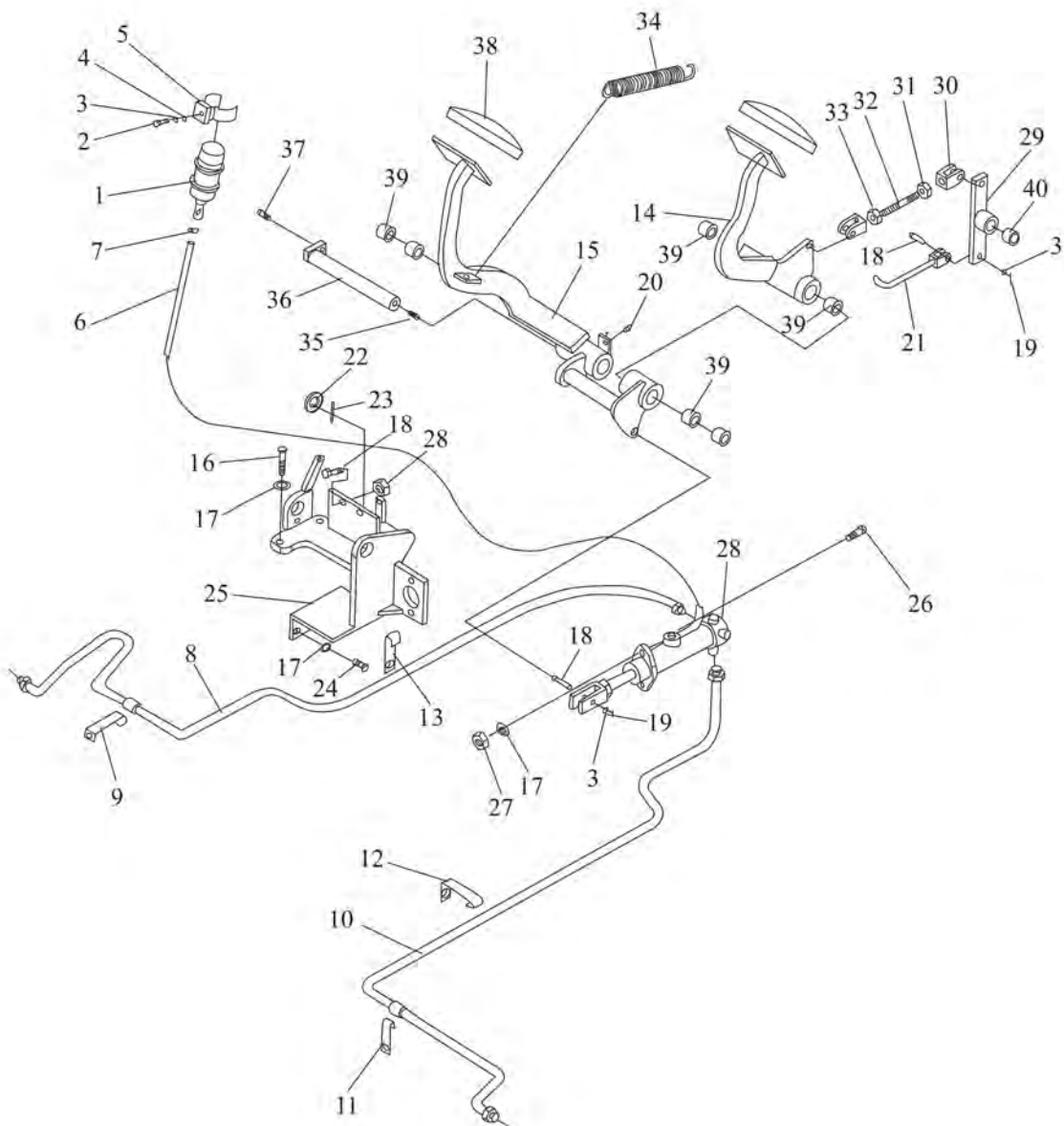


## Brake & inching control

Item	Part No	Description	Q'ty	Remark
1	A30A7-10002	Tank, reserve	1	
2	GB/T5783-2000	M8×20 Bolt	1	
3	GB/T93-1987	8 Washer, lock	4	
4	GB/T97. 1-1985	8 Washer	1	
5	A30A7-10001	Clip	1	
6	TG000-10150	φ 10L=1500 Hose	1	
7	TK000-13019	φ 13~φ 19 Clip	2	
8	A40A7-10100	Hose	1	
9	A30A7-10003	Clip	1	
10	A40A7-10200	Hose	1	
11	A30A7-10004	Clip	1	
12	A30B7-11001	Clip	1	
13	A30B7-11002	Clip	1	
14	A30B7-10300	Clutch pedal	1	
15	A30B7-10400	Clutch pedal	1	
16	GB/T5783-2000	M10×25 Bolt	2	
17	GB/T93-1987	10 Washer, lock	4	
18	GB882-86	8×30 Pin, clevis	3	
19	GB/T91-2000	3×15 Pin	5	
20	A30A7-11005	Rubber	1	
21	A30B7-10500	Link	1	
22	GB/T97. 1-1985	16 Washer	1	
23	GB/T91-2000	4×25 Pin	1	
24	GB/T5783-2000	M10×20 Bolt	2	
25	A30B7-10600	Bracket	1	
26	GB/T5782-2000	M10×35 Bolt	2	
27	GB/T6170-2000	M10 Nut	4	
28	A30A7-10100	Master cylinder	1	
29	A30B7-10700	Link	1	
30	A30B7-11003	M10 Clevis	1	

---

# Brake & inching control

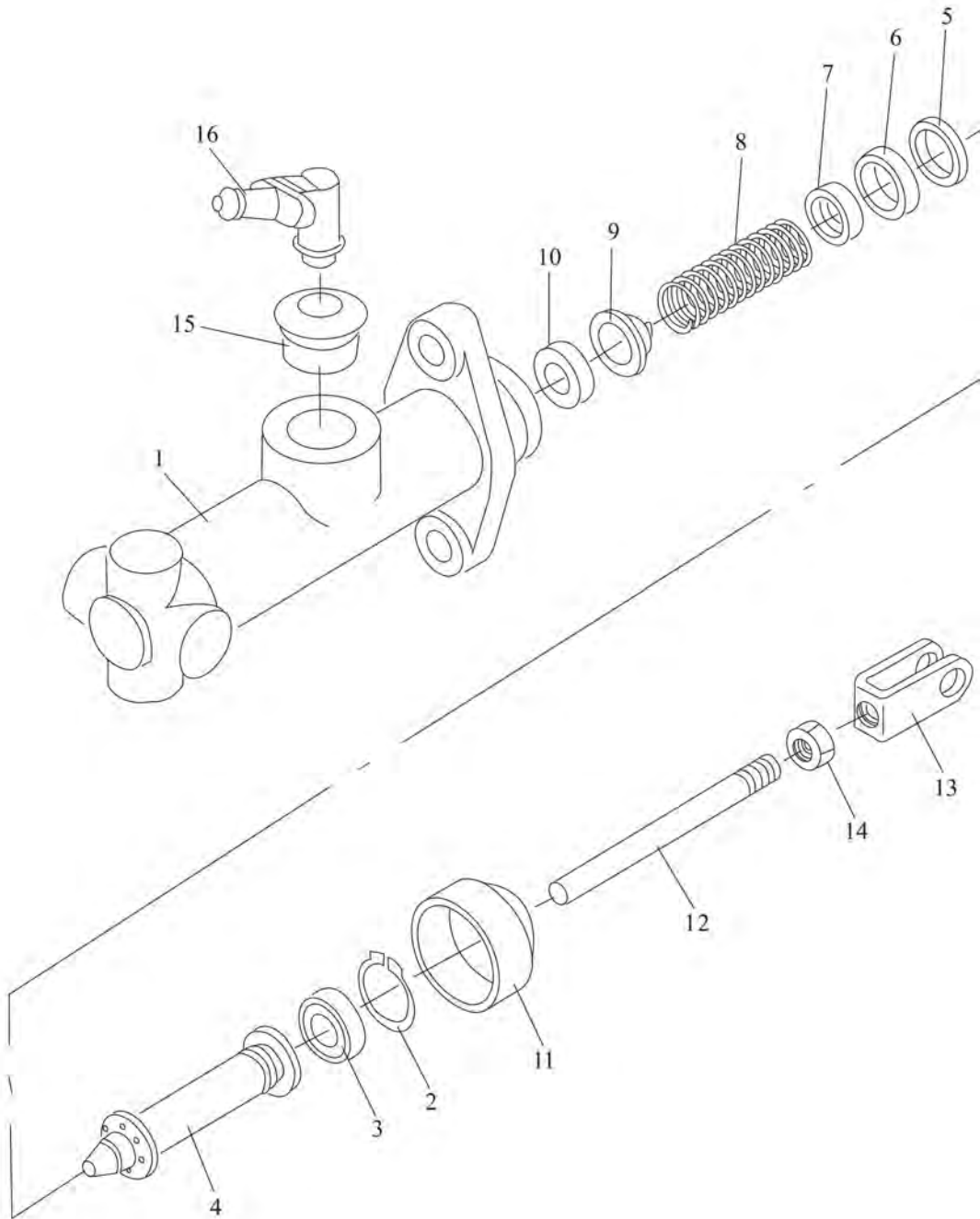


## Brake & inching control

Item	Part No	Description	Q'ty	Remark
-	A30B7-11004	M10 Clevis	1	
31	GB/T6170-2000	M10 Nut	1	
32	A30B7-11005	Rod	1	
33	GB/T5783-2000	M10×30 Bolt	1	
34	A30A7-11006	Spring	2	
35	GB1153-74	90° M10×1 Fitting	1	
36	A30B7-10800	Pin, clevis	1	
37	GB/T5783-2000	M10×40 Bolt	1	
38	A30A7-10012	Head cover	2	
39	Z2135-02525	2525 Bushing	6	
40	Z2135-01625	1625 Bushing	1	

---

# Master cylinder

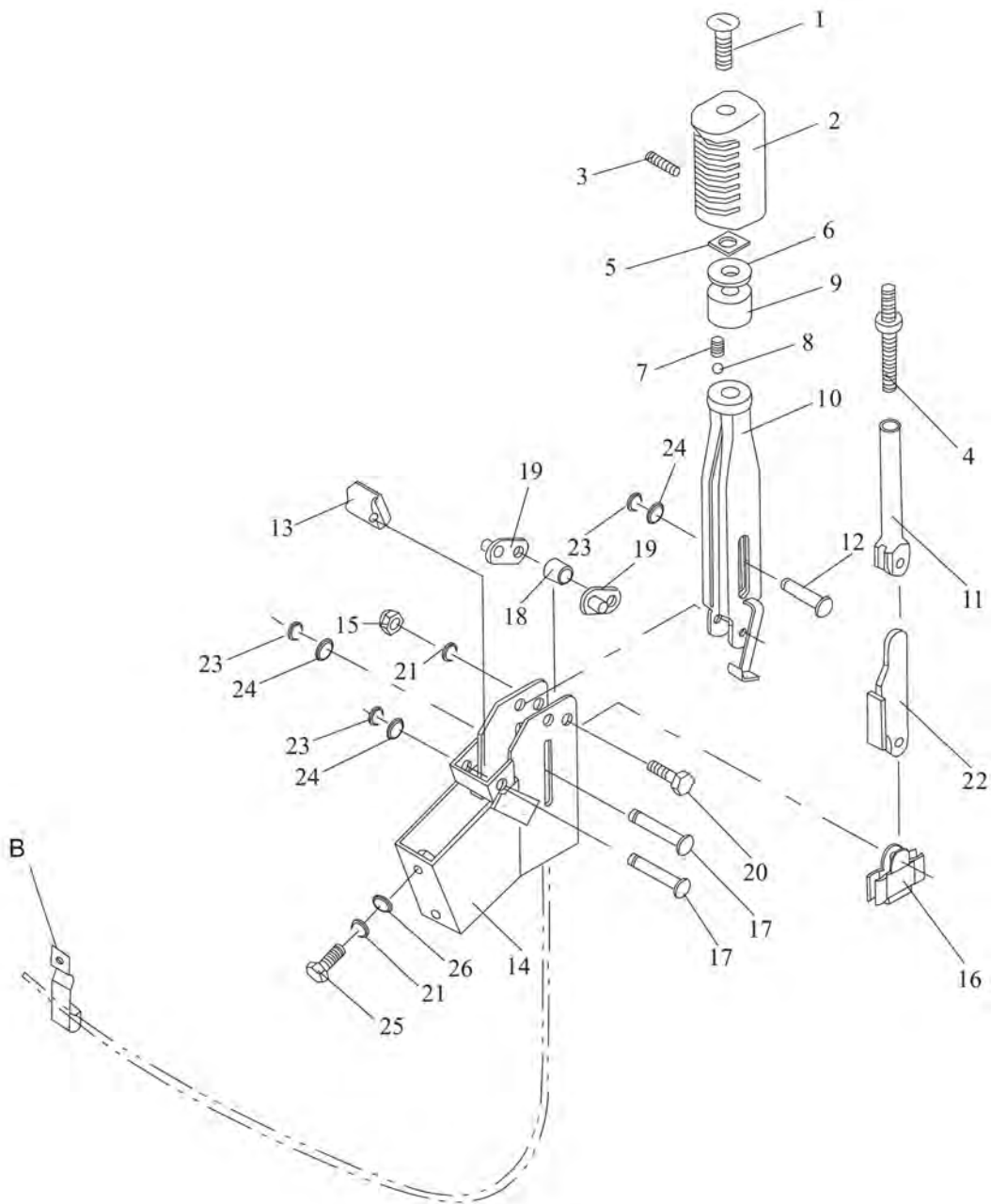


## Master cylinder

Item	Part No	Description	Q'ty	Remark
A	A30A7-10100	Master cylinder	1	
1	A30A7-10101	Body	1	
2	A30A7-10102	Ring, stopper	1	
3	A30A7-10103	Piston	1	
4	A30A7-10104	Cup, secondary	1	
5	A30A7-10105	Spacer, cup	1	
6	A30A7-10106	Cup, primary	1	
7	A30A7-10107	Sear, spring	1	
8	A30A7-10108	Spring	1	
9	A30A7-10109	valve, check	1	
10	A30A7-10110	Seat, valve	1	
11	A30A7-10111	Boots	1	
12	A30A7-10112	Rod, push	1	
13	A30A7-10113	Clevis	1	
14	GB/T6170-2000	M8 Nut	1	
15	A30A7-10114	Bushing, rubber	1	
16	A30A7-10115	Union	1	

---

# Brake lever





## Brake lever

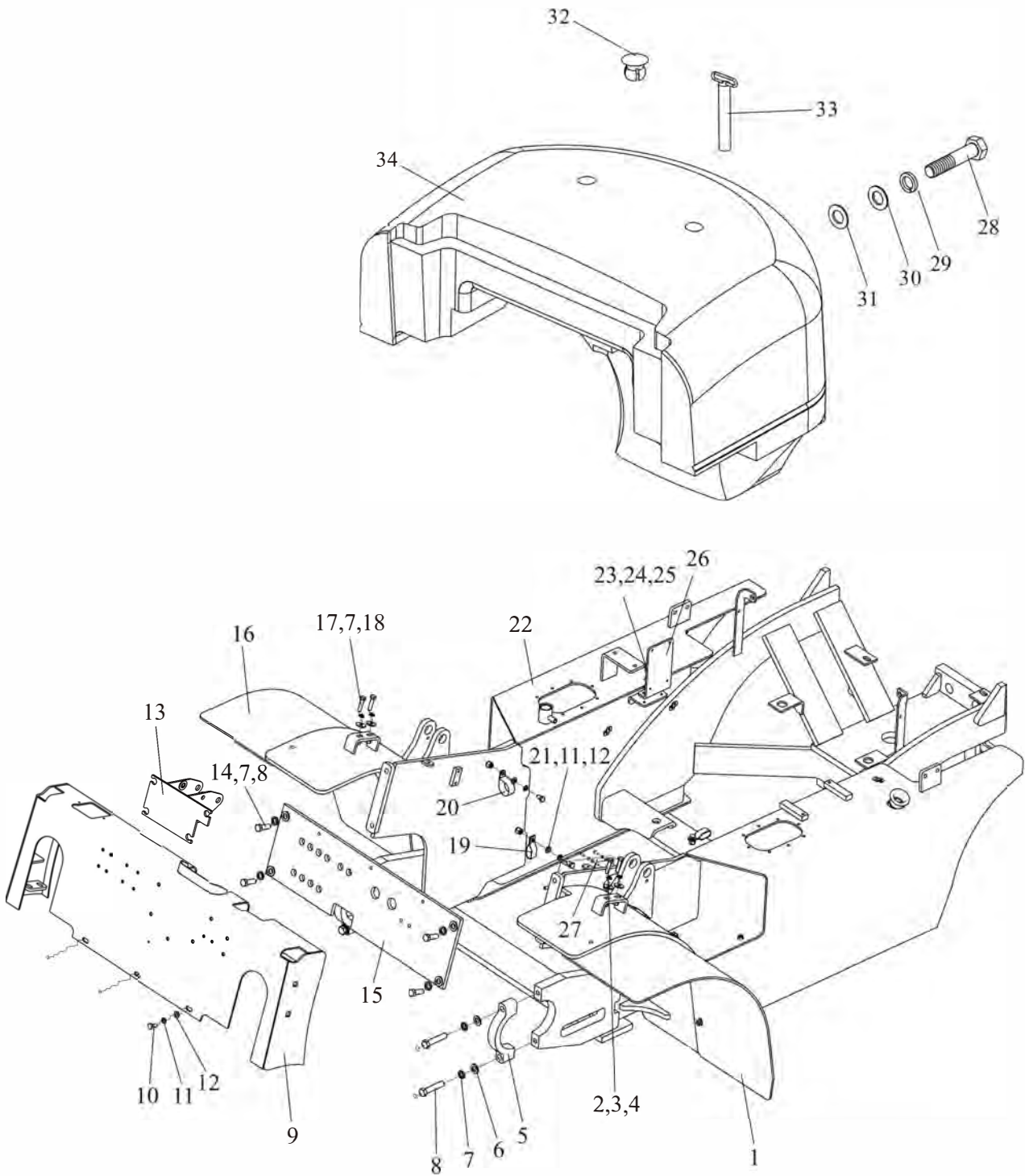
Item	Part No	Description	Q'ty	Remark
A	A30A7-20000	Brake lever	1	
1	A30A7-21002	Over head	1	
2	A30A7-21003	Grip	1	
3	GB/T80-1985	M4×3.7 Screw	1	
4	A30A7-21004	Screw rod	1	
5	GB/T39-2000	M8 Nut	1	
6	GB/T96-2000	8 Washer	1	
7	A30A7-21005	1×5.5×10.8 Spring	1	
8	GB308-64	φ6 Ball	1	
9	A30A7-21006	Seat	1	
10	A30A7-21007	Lever	1	
11	A30A7-21008	Rod	1	
12	A30A7-21009	d8×35 Pin	1	
13	A30A7-21010	Stopper	1	
14	A30A7-21011	Bracket	1	
15	GB/T802-2000	M10 Nut	1	
16	A30A7-21012	Bracket	1	
17	A30A7-21013	d8×45 Pin	2	
18	A30A7-21014	Washer II	1	
19	A30A7-21015	Plate	2	
20	GB/T5782-2000	M10×45 Bolt	1	
21	GB/T93-1987	10 Washer, lock	3	
22	A30A7-20016	Link	1	
23	GB/T896-2000	8 Washer	3	
24	GB/T97. 1-1985	8 Washer	6	
25	GB/T5782-2000	M10×30 Bolt	2	
26	GB/T97. 1-1985	10 Washer	2	
B	A30A7-21001	Pothook	1	

---

## **F**、BODY SYSTEM

---

Gambit 8800-X /W2/D1/Y2/Y3/Y4/Y5/YN2/D3/DS2/S5  
Frame & Counter weight Gambit 8800-R6

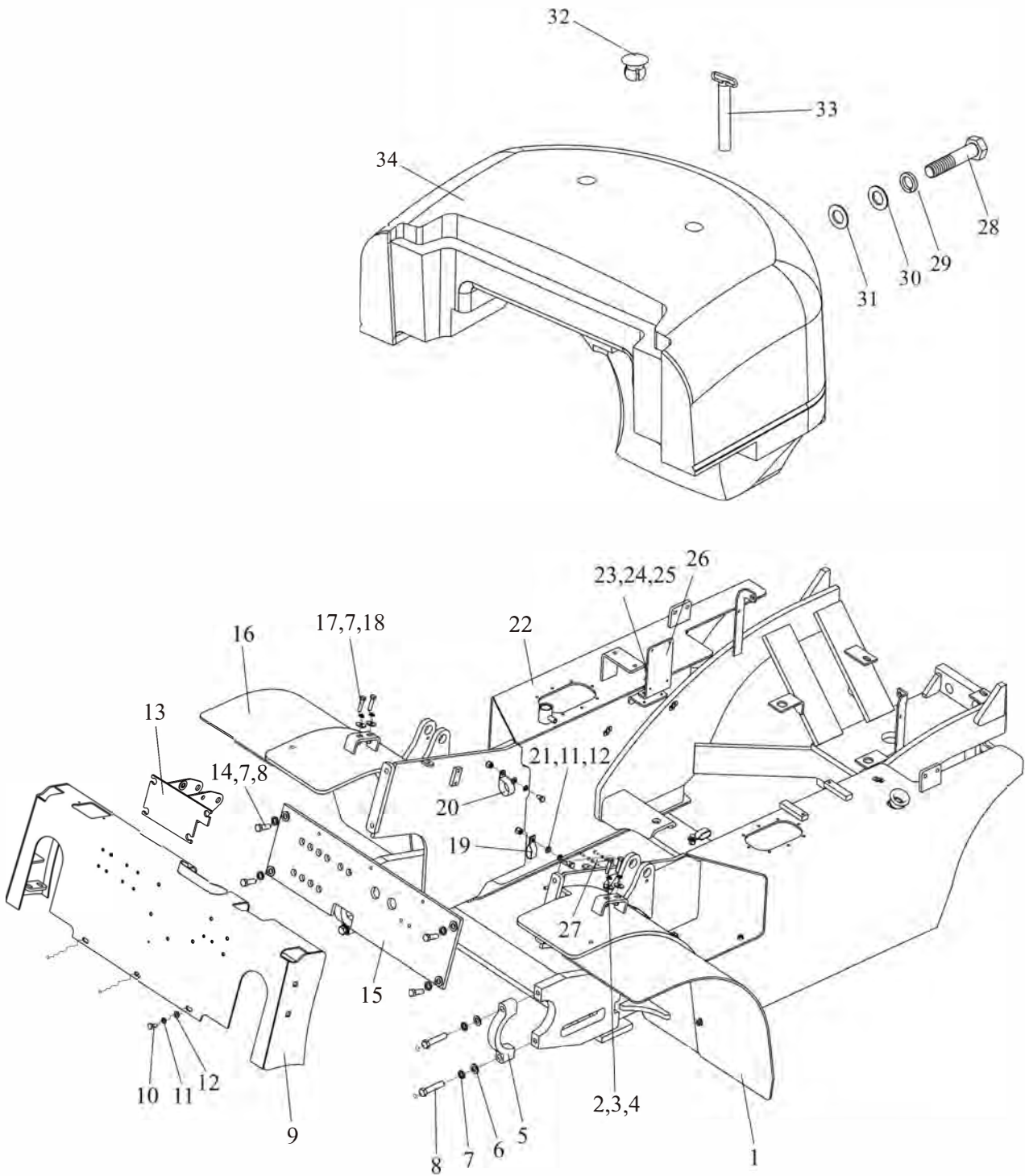


Gambit 8800-X /W2/D1/Y2/Y3/Y4/Y5/YN2/D3/DS2/S5  
 Frame & counter weight Gambit 8800-R6

Item	Part No	Description	Q'ty	Remark
1	D40A1-10001L	Fender	1	
2	GB/T889.1	M10 Nut	6	
3	GB/T96.1	10 Washer	6	
4	GB/T5783	M10×35 Bolt	6	
5	M30A3-00001	Cap	2	
6	GB/T5785	M16×1.5×75 Bolt	4	
7	GB/T93	16 Washer,Lock	10	
8	GB/T97.1	16 Washer	8	
9	D40A1-10700	Instrument	1	
-	D40A1-10900	Instrument	1	
10	GB/T5783	M10×20 Bolt	1	
11	GB/T93	10 Washer,Lock	9	
12	GB/T97.1	10 Washer	3	
13	D30C1-11100	Bracket	1	
14	GB/T5786	M14×1.5×40 Bolt	4	
15	D40A1-10600	Plate	1	
16	D40A1-10001R	Fender	1	
17	GB/T5783	M16×25 Bolt	2	FD40T-X
-	GB/T5783	M10×40 Bolt	4	FD40T-X
18	GB/T96.1	16 Washer	2	FD40T-X
-	GB/T6170	M10 Nut	4	FD40T-X
19	D30A1-11008	5 Pipe clamp	7	
20	D30A1-11002	Pipe clamp	1	
21	GB/T5783	M10×16 Bolt	8	
22	D40A1-10100	Frame	1	FD40T-X
-	D40B1-10100	Frame	1	FD40T-W2
-	D40C1-10100	Frame	1	FD40T-D1
-	D40D1-10100	Frame	1	FD40T-Y2/Y3/Y4/Y5
-	D40K1-10100	Frame	1	FD40T-YN2
-	D40M1-10100	Frame	1	FD40T-D3

---

Gambit 8800-X /W2/D1/Y2/Y3/Y4/Y5/YN2/D3/DS2/S5  
Frame & Counter weight Gamnit8800-R6

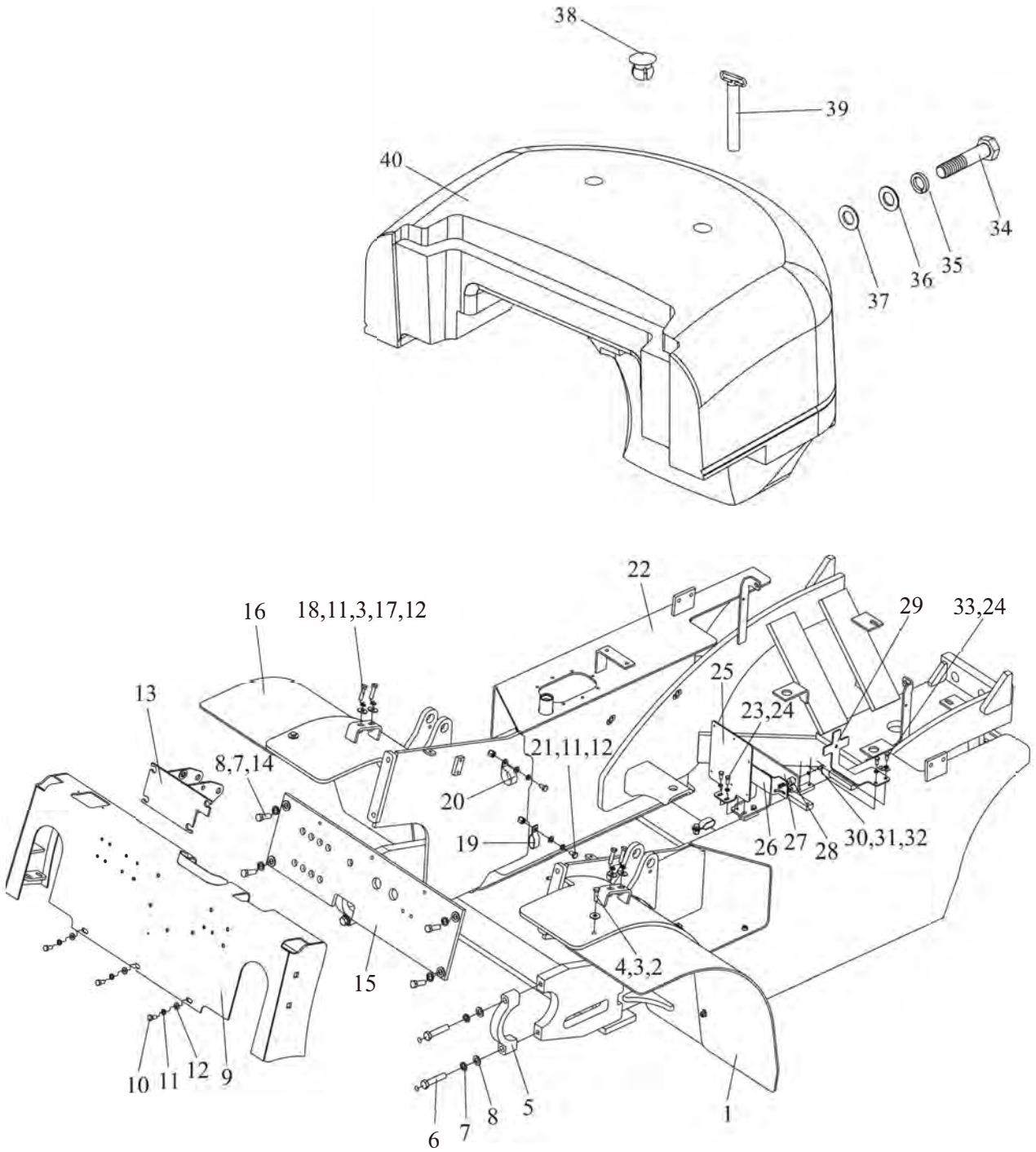


Gambit 8800-X /W2/D1/Y2/Y3/Y4/Y5/YN2/D3/DS2/S5  
 Frame & counter weight Gambit 8800-R6

Item	Part No	Description	Q'ty	Remark
-	D40P1-10100	Frame	1	8800-R6
-	D40S1-10100	Frame	1	8800-DS2
-	D40T1-10100	Frame	1	8800-S5
23	GB/T5783	M6×20 Bolt	2	8800-X
-	GB/T5783	M6×12 Bolt	2	8800-YN2/D3
24	GB/T93	6 Washer,Lock	2	8800-X
25	GB/T97.1	6 Washer	2	8800-X
26	D30C1-10005	ECU Plate	1	8800-X
27	D30PP1-10003	Rain cover	1	8800-YN2/D3
28	GB/T5782	M36×200 Bolt	1	
29	GB/T93	36 Washer,Lock	1	
30	GB/T97.1	36 Washer	1	
31	D30C1-50004	Washer	1	
32	D30A1-50002	Weight cover	2	
33	D30A1-50100	Pin	1	
34	D40A1-50001	Balance	1	

Frame & counter weight

Gambit 8800-R4



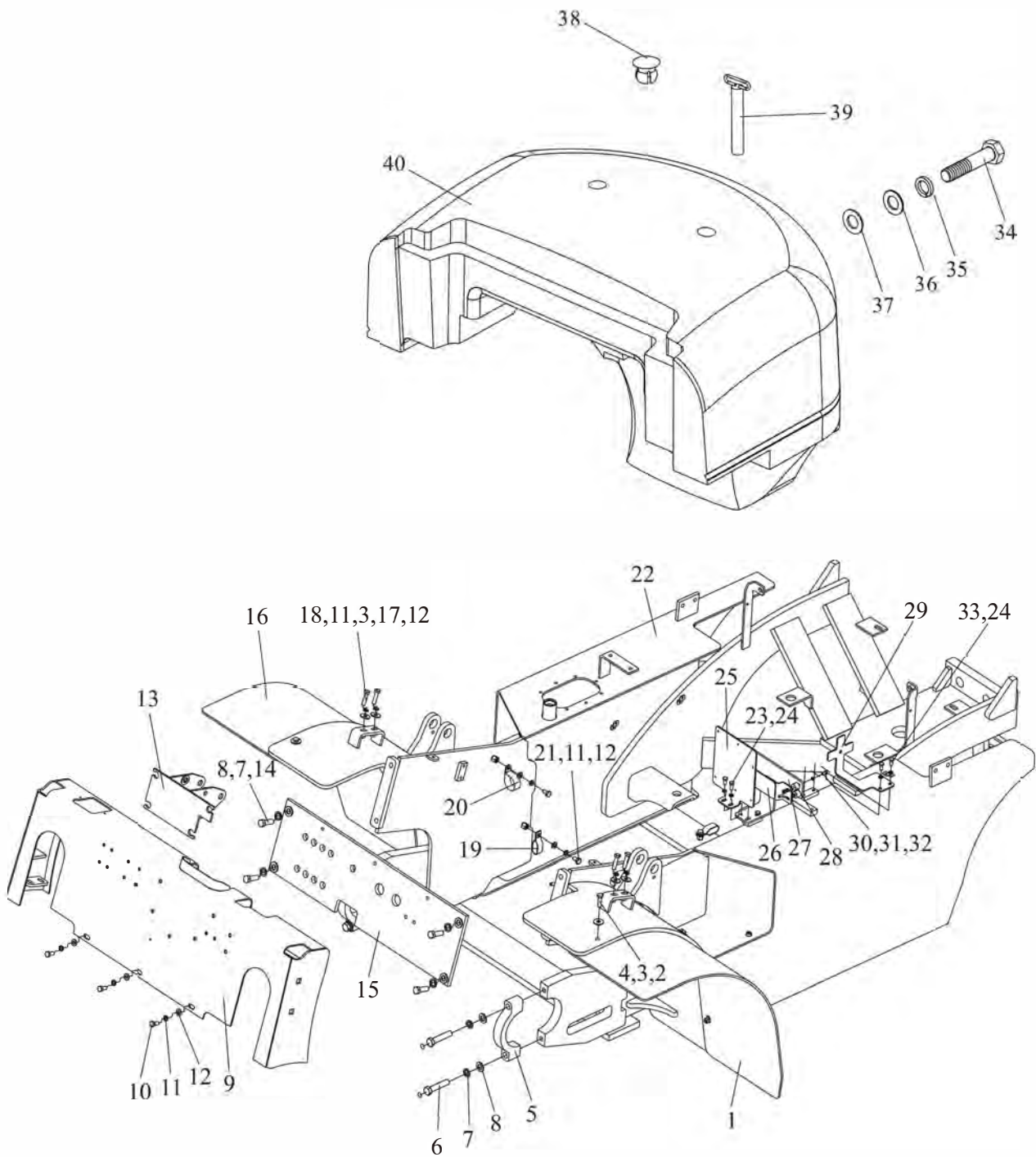
Frame & counter weight      Gambit 8800-R4

Item	Part No	Description	Q'ty	Remark
1	D40A1-10001L	Fender	1	
2	GB/T889.1	M10 Nut	6	
3	GB/T96.1	10 Washer	10	
4	GB/T5783	M10×35 Bolt	6	
5	M30A3-00001	Cap	2	
6	GB/T5785	M16×1.5×75 Bolt	4	
7	GB/T93	16 Washer,Lock	8	
8	GB/T97.1	16 Washer	8	
9	D40A1-10700	Instrument	1	
-	D40A1-10900	Instrument	1	
10	GB/T5783	M10×20 Bolt	3	
11	GB/T93	10 Washer,Lock	15	
12	GB/T97.1	10 Washer	9	
13	D30C1-11100	Bracket	1	
14	GB/T5786	M14×1.5×40 Bolt	4	
15	D40A1-10600	Plate	1	
16	D40A1-10001R	Fender	1	
17	GB/T6170	M10 Nut	4	
18	GB/T5783	M10×40 Bolt	4	
19	D30A1-11008	5 Pipe clamp	7	
20	D30A1-11002	Pipe clamp	1	
21	GB/T5783	M10×16 Bolt	8	
22	D40L1-10100	Frame	1	
23	GB/T5783	M8×20 Bolt	1	
24	GB/T93	8 Washer,Lock	5	
25	D40L1-10001	Bracket	1	
26	D30AE1-10300	Plate	1	
27	D30AE1-10101	ECU Plate	1	
28	D22A1-10004	Cushion	4	
29	D30AE1-10102	Plate	1	



Frame & counter weight

Gambit 8800-R4

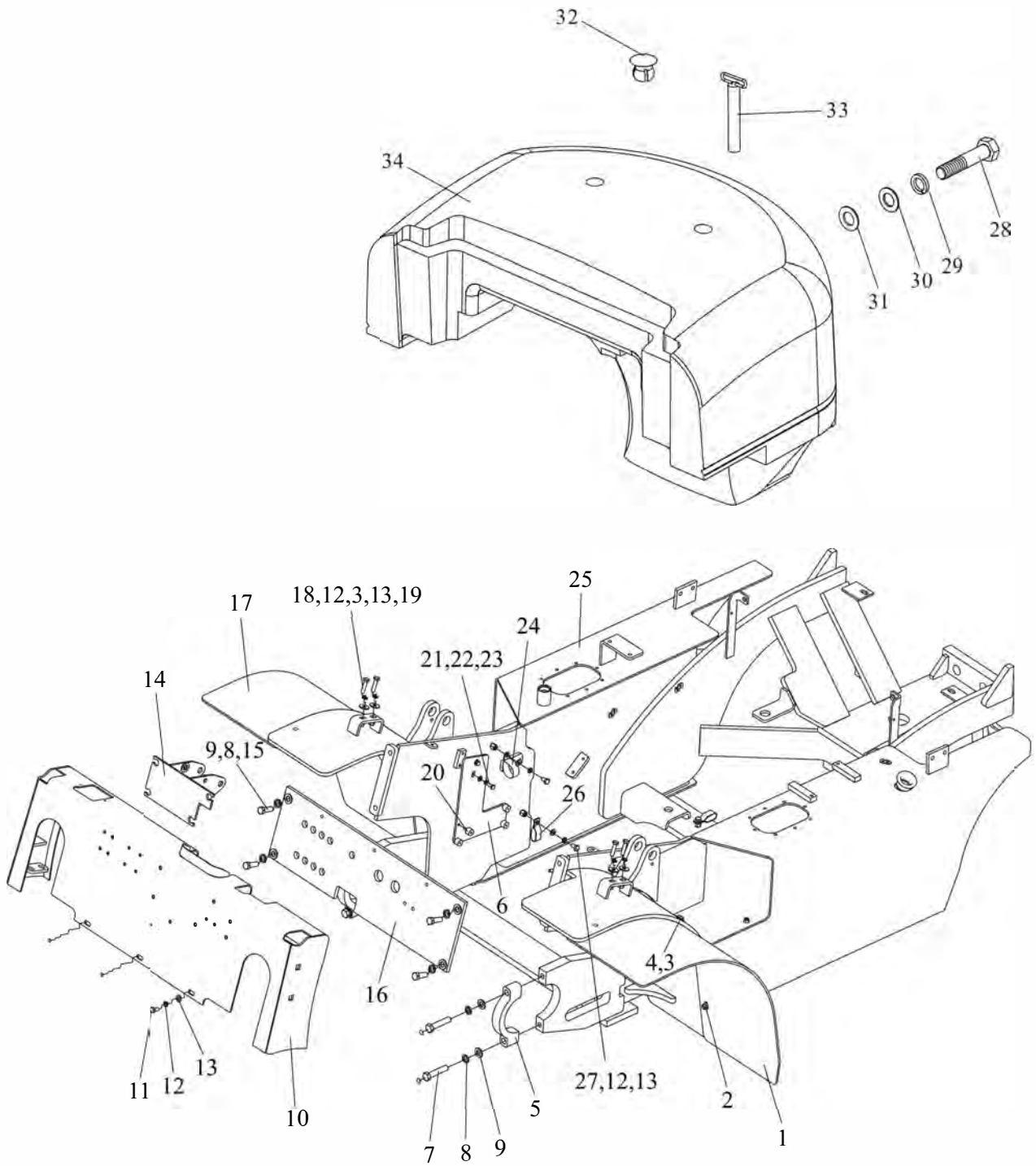


Frame & counter weight      Gambit 8800-R4

Item	Part No	Description	Q'ty	Remark
30	GB/T5783	M6×12 Bolt	1	
31	GB/T93	16 Washer,Lock	2	
32	GB/T6170	M6 Nut	3	
33	GB/T5783	M8×16 Bolt	4	
34	GB/T5782	M36×200 Bolt	1	
35	GB/T93	36 Washer,Lock	1	
36	GB/T97.1	36 Washer	1	
37	D30C1-50004	Washer	1	
38	D30A1-50002	Weight cover	2	
39	D30A1-50100	Pin	1	
40	D40A1-50001	Balance	1	

Frame & counter weight

Gambit 8800-KL1



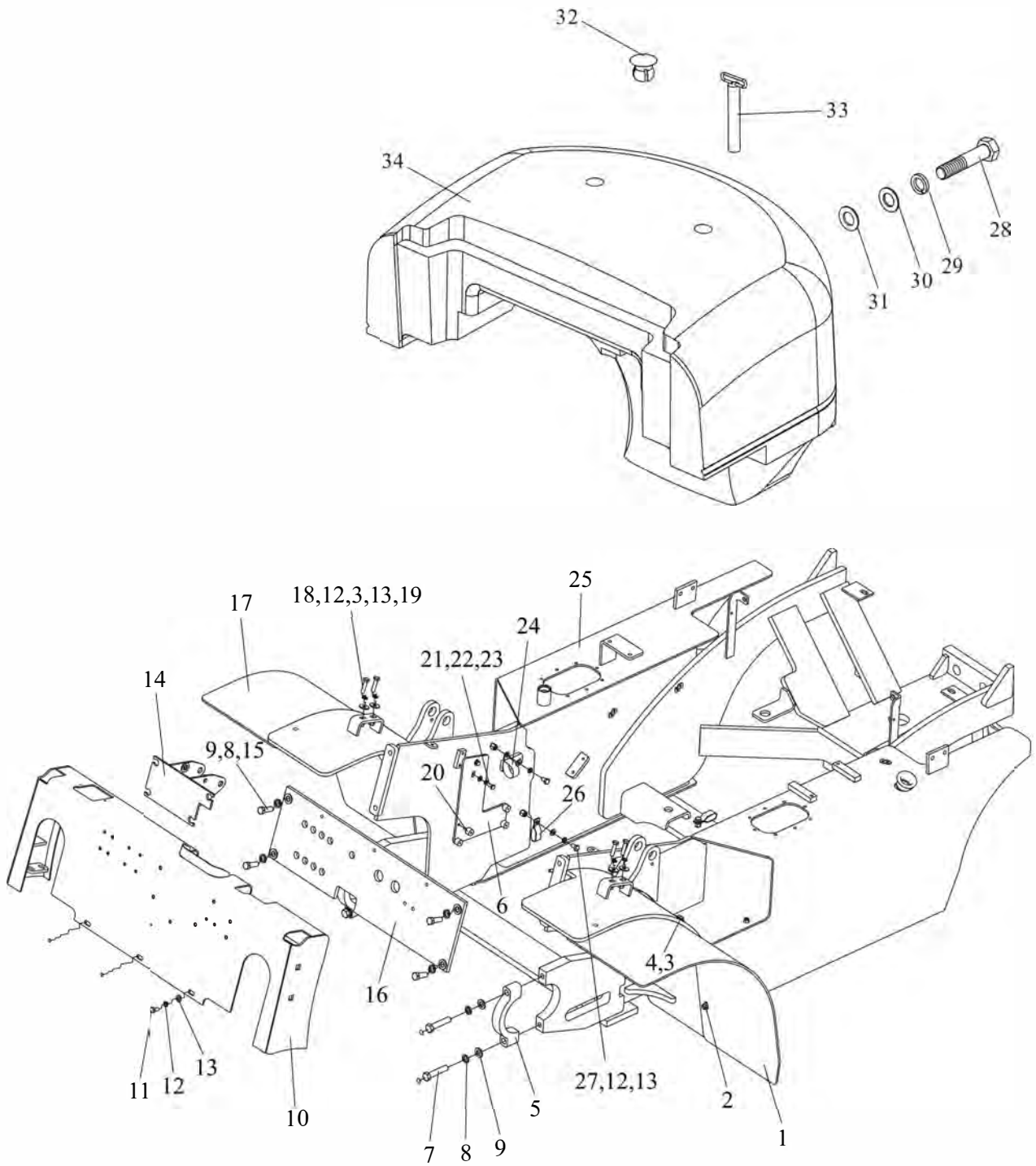
Frame & counter weight

Gambit 8800-KL1

Item	Part No	Description	Q'ty	Remark
1	D40A1-10001L	Fender	1	
2	GB/T889.1	M10 Nut	6	
3	GB/T96.1	10 Washer	10	
4	GB/T5783	M10×35 Bolt	6	
5	M30A3-00001	Cap	2	
6	D30BN1-10001	ECU Plate	4	
7	GB/T5785	M16×1.5×75 Bolt	8	
8	GB/T93	16 Washer,Lock	8	
9	GB/T97.1	16 Washer	1	
10	D40A1-10700	Instrument	1	
-	D40A1-10900	Instrument	3	
11	GB/T5783	M10×20 Bolt	15	
12	GB/T93	10 Washer,Lock	9	
13	GB/T97.1	10 Washer	1	
14	D30C1-11100	Bracket	4	
15	GB/T5786	M14×1.5×40 Bolt	1	
16	D40A1-10600	Plate	1	
17	D40A1-10001R	Fender	4	
18	GB/T5783	M10×40 Bolt	4	
19	GB/T6170	M10 Nut	7	
20	D22A1-10004	Cushion	1	
21	GB/T5783	M8×20 Bolt	8	
22	GB/T93	8 Washer,Lock	1	
23	GB/T97.1	8 Washer	1	
24	D30A1-11002	Pipe clamp	5	
25	D40R1-10100	Frame	1	
26	D30A1-11008	5 Pipe clamp	1	
27	GB/T5783	M10×16 Bolt	1	
28	GB/T5782	M36×200 Bolt	1	
29	GB/T93	36 Washer,Lock	1	

Frame & counter weight

Gambit 8800-KL1

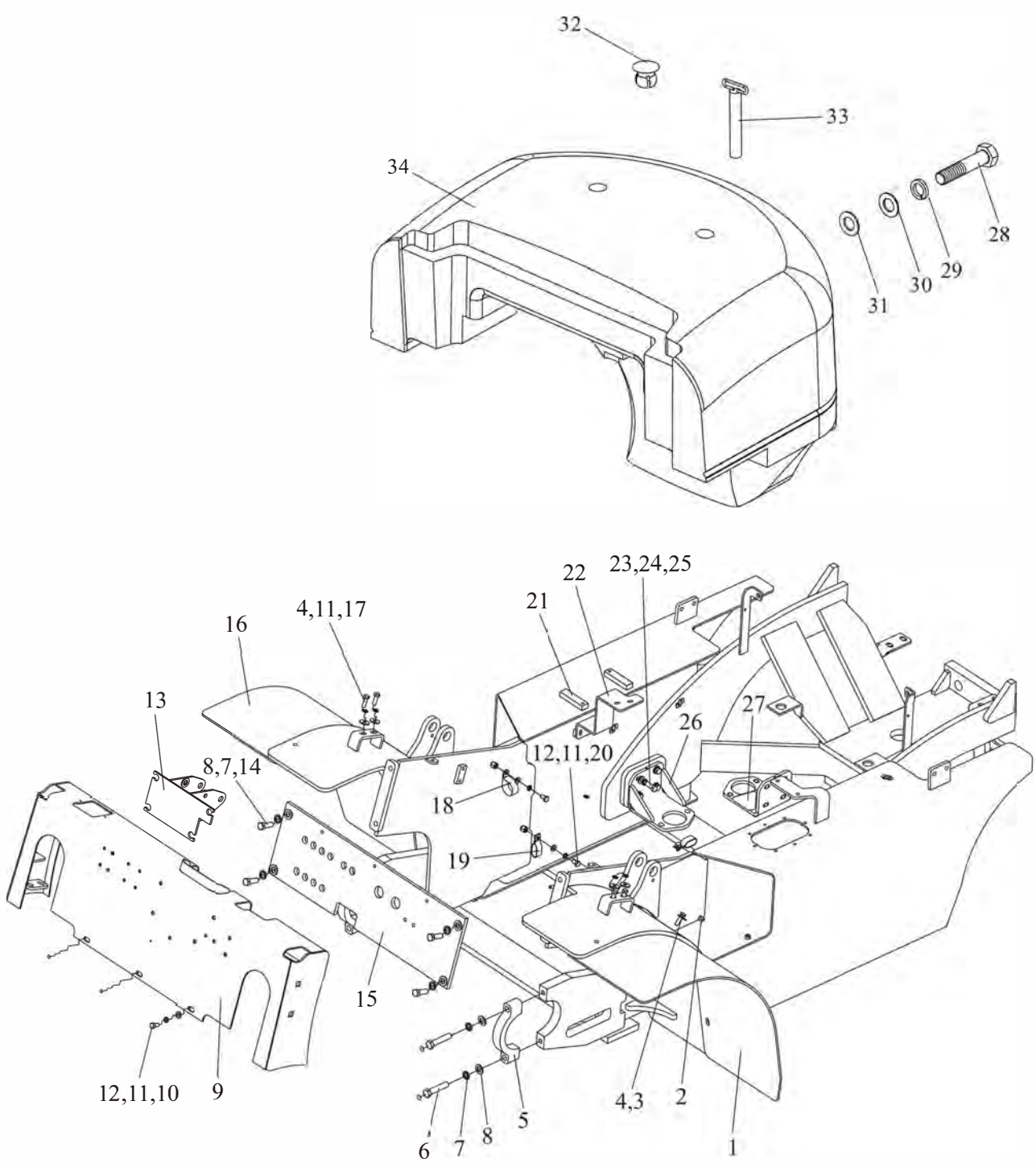


Frame & counter weight      Gambit 8800-KL1

Item	Part No	Description	Q'ty	Remark
30	GB/T97.1	36 Washer	1	
31	D30C1-50004	Washer	1	
32	D30A1-50002	Weight cover	2	
33	D30A1-50100	Pin	1	
34	D40A1-50001	Balance	1	

Frame & counter weight

Gambit 8800-KB4/KB1





Frame & counter weight

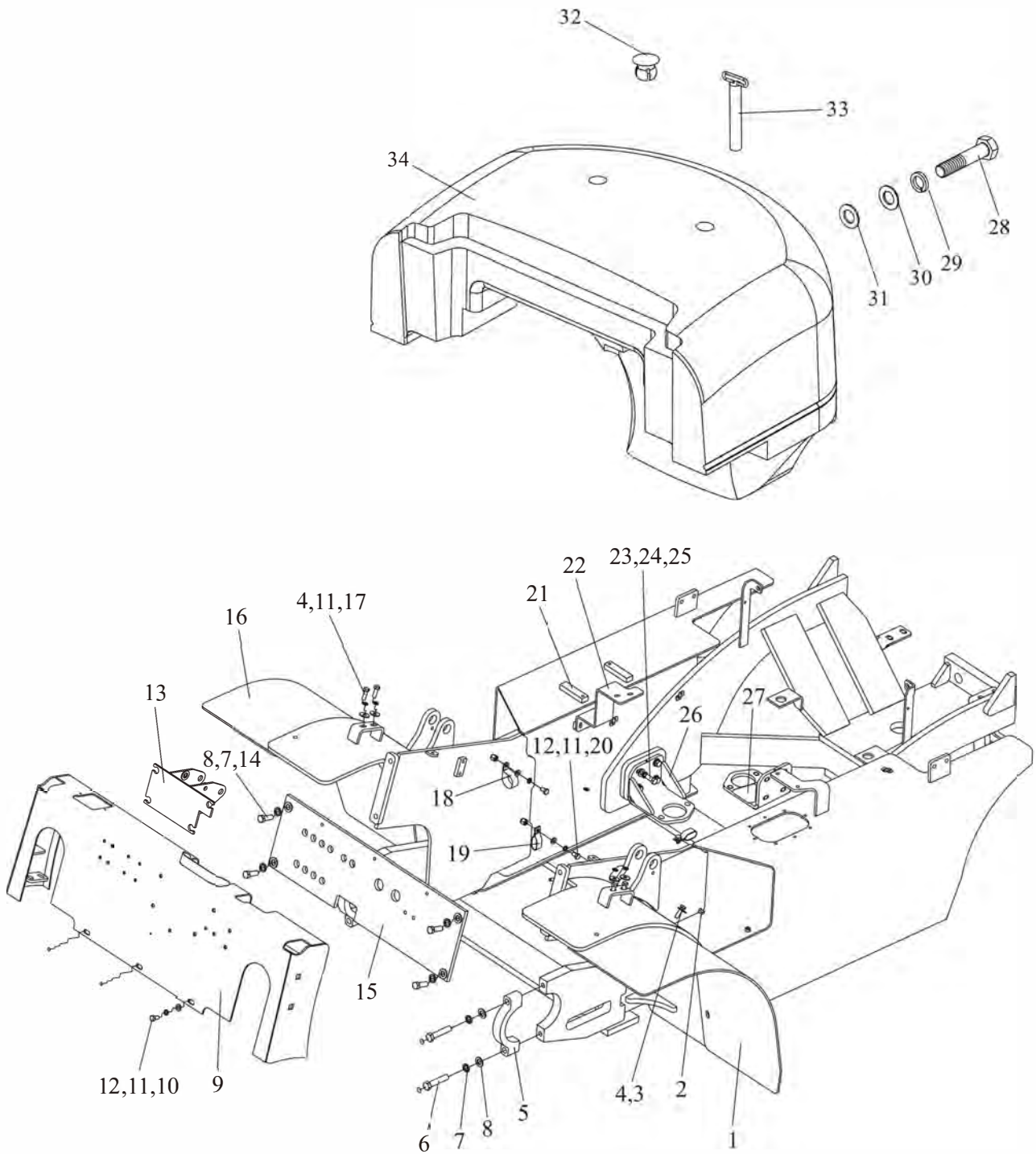
Gambit 8800-KB4/KB1

Item	Part No	Description	Q'ty	Remark
1	D40A1-10001L	Fender	1	
2	GB/T889.1	M10 Nut	6	
3	GB/T5783	M10×35 Bolt	4	
4	GB/T96.1	10 Washer	8	
5	M30A3-00001	Cap	2	
6	GB/T5785	M16×1.5×75 Bolt	2	
7	GB/T93	16 Washer,Lock	6	
8	GB/T97.1	16 Washer	6	
9	D40A1-10700	Instrument	1	
-	D40A1-10900	Instrument	1	
10	GB/T5783	M10×20 Bolt	1	
11	GB/T93	10 Washer,Lock	14	
12	GB/T97.1	10 Washer	3	
13	D30C1-11100	Bracket	1	
14	GB/T5786	M14×1.5×40 Bolt	4	
15	D40A1-10600	Plate	1	
16	D40A1-10001R	Fender	1	
17	GB/T5783	M10×30 Bolt	4	
18	D30A1-11002	Pipe clamp	1	
19	D30A1-11008	5 Pipe clamp	7	
20	GB/T5783	M10×16 Bolt	8	
21	D40U1-10100	Frame	1	
22	D40U1-10001	Bracket	1	
23	GB/T97.1	12 Washer	8	
24	GB/T93	12 Washer,Lock	8	
25	GB/T5783	M12×30 Bolt	8	
26	D40U1-10010L	Left bracket	1	
27	D40U1-10010R	Right bracket	1	
28	GB/T5782	M36×200 Bolt	1	
29	GB/T93	36 Washer,Lock	1	



Frame & counter weight

Gambit 8800-KB4/KB1

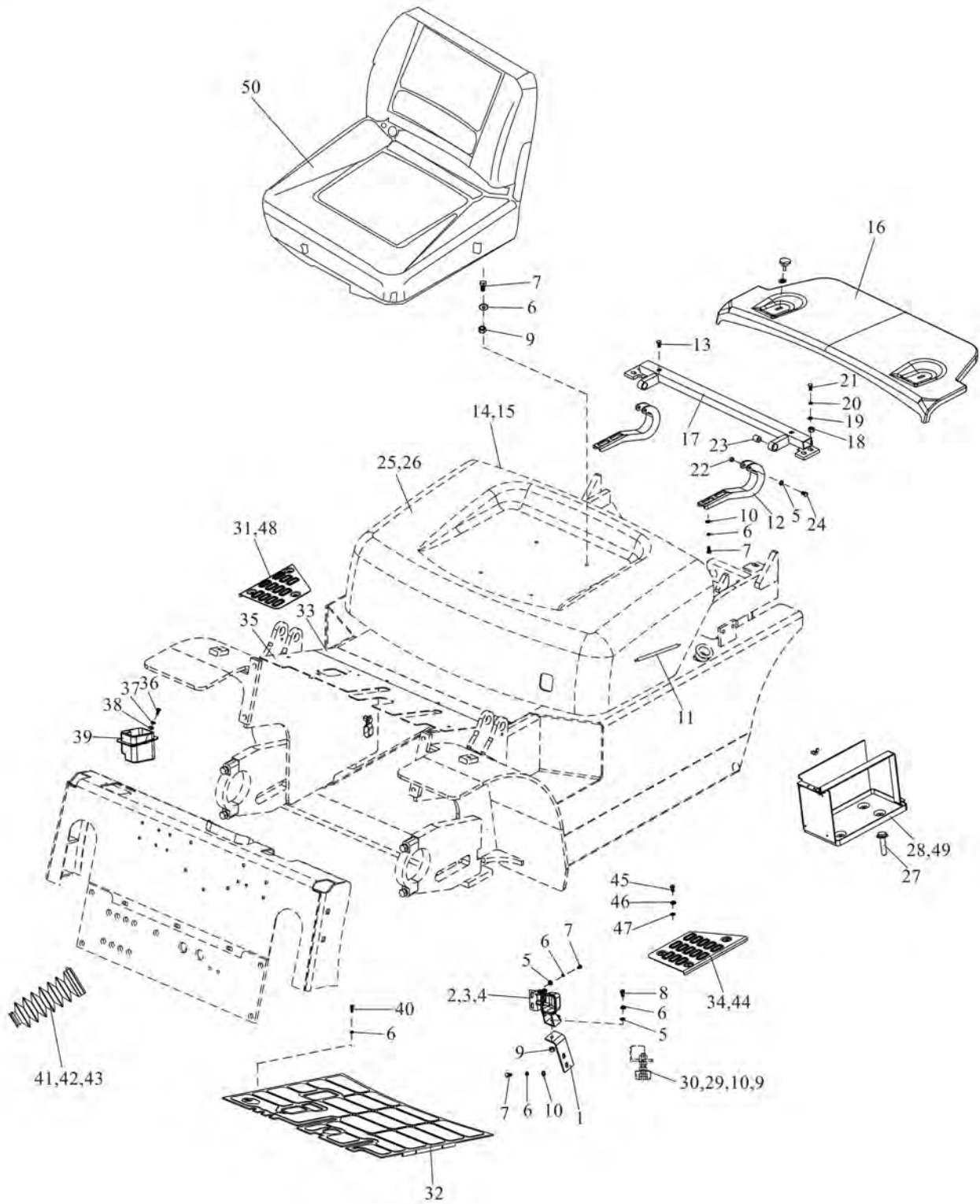


Frame & counter weight

Gambit 8800-KB4/KB1

Item	Part No	Description	Q'ty	Remark
30	GB/T97.1	36 Washer	1	
31	D30C1-50004	Washer	1	
32	D30A1-50002	Weight cover	2	
33	D30A1-50100	Pin	1	
34	D40A1-50001	Balance	1	

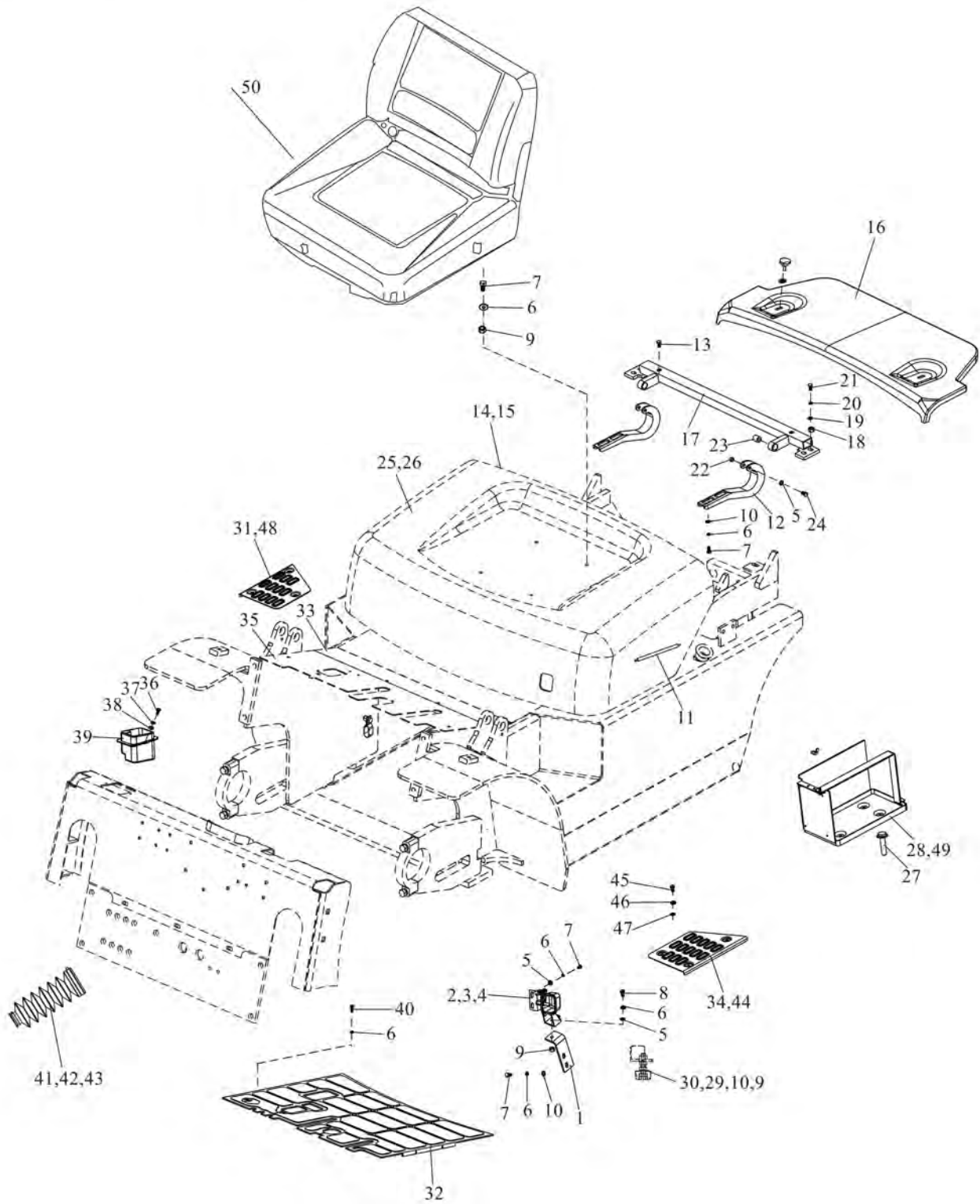
# Hood, Floor Board & Seat



## Hood、Floor Board & Seat

Item	Part No	Description	Q'ty	Remark
1	D30A1-20016	Locks Support	1	
2	D30A1-20710	Lower hook	1	
3	D30A1-20720	Hook up	1	
4	D30A1-20701	Hook box	1	
5	GB/T97.1	8 Washer	6	
6	GB/T93	8 Washer,lock	9	
7	GB/T5783	M8×20 Bolt	8	
8	GB/T5783	M8×25 Bolt	1	
9	GB/T6170	M8 Nut	5	
10	GB/T96	8 Washer	8	
11	D30C1-20008	Shock,absorber	1	
12	D30C1-20001	Hinge	2	
13	D30A1-20009	Screw	2	
14	D30P1-20003L	Filling pad	1	
15	D30P1-20003R	Filling pad	1	
16	D40A1-20001	Radiator cover	1	
17	D40A1-20100	Bracket	1	FY40T-R4
-	D40L1-20200	Bracket	1	FY40T-R4
18	GB/T6170	M10 Nut	4	
19	GB/T93	10 Washer,lock	4	
20	GB/T96	10 Washer	8	
21	GB/T5783	M10×40 Bolt	4	
22	GB/T889.1	M8 Nut	2	
23	D30A1-20005	Bushing	2	
24	D30A1-20004	Bolt	2	
25	D30A1-20007	1 Gasket	1	
26	D40A1-20200	Bonnet ass'y	1	
27	GB/T16674. 1	M8×8 Bolt	8	
28	D30C1-20500	Box	1	FD40T-X /R4
-	D30PP1-20300	Box	1	FD40T-YN2/D3

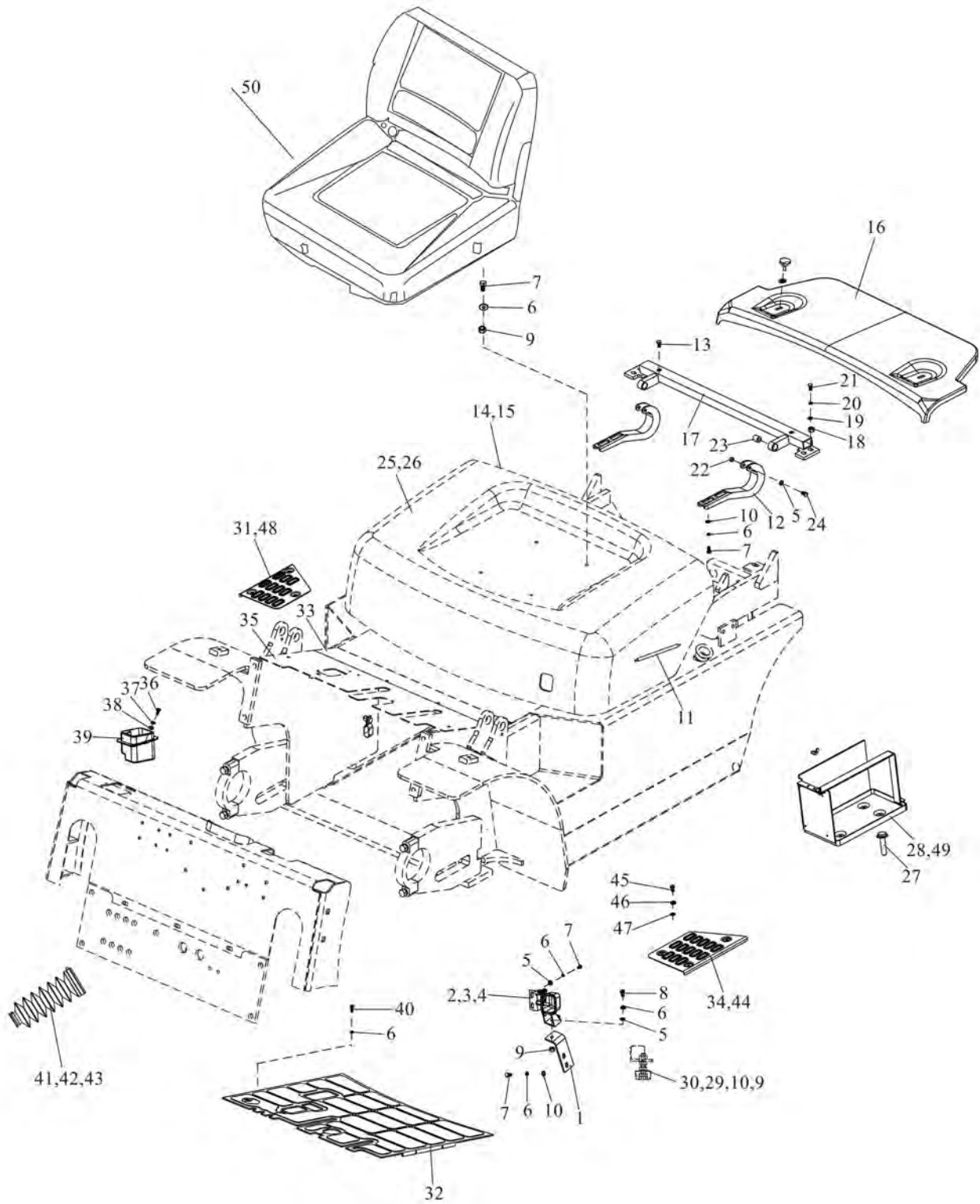
# Hood, Floor Board & Seat



## Hood、 Floor Board & Seat

Item	Part No	Description	Q'ty	Remark
-	D30BN1-20100	Box	1	8800-KL1
-	D30DE1-20110	Box	1	8800-KB4/KB1
29	GB/T5783	M8×40 Bolt	2	
30	D30A1-20011	Rubber cushion	2	
31	D30C1-20004	Pedal(R.H)	1	
32	D40A1-20402	Mat-floor	1	
33	D40F1-20100	Backboard	1	
-	D40A1-20400	Backboard	1	
34	D30C1-20003	Pedal(L.H)	1	
35	D40F1-20200	Former floor ass'y	1	
-	D40A1-20500	Former floor ass'y	1	
-	D40K1-20300	Former floor ass'y	1	
-	D40K1-20200	Former floor ass'y	1	
-	D40K1-20200	Former floor ass'y	1	8800-R4
-	D40M1-20100	Former floor ass'y	1	8800-D3
-	D40M1-20200	Former floor ass'y	1	8800-D3
-	D40R1-20100	Former floor ass'y	1	8800-KL1 8800-KB4/KB1
36	D30C1-20009	M6×16 Screw	2	
37	GB/T93-1987	6 Washer,lock	2	
38	GB/T97.1-1985	6 Washer	2	
39	D30C1-10001	Tool boxes	1	
40	D30A1-20003	M8×16 Screw	2	
41	D30C1-20015	A dust cover	2	
42	JB/T8870	110×90 Clip	2	
43	JB/T8870	51×35 Clip	2	
44	D40A1-20002L	Pedal(L.H)	1	
45	GB/T5783	M8×16 Bolt	4	
46	GB/T97.1	8 Washer	4	
47	GB/T93	8 Washer,lock	4	
48	D40A1-20002R	Pedal(R.H)	1	

# Hood, Floor Board & Seat



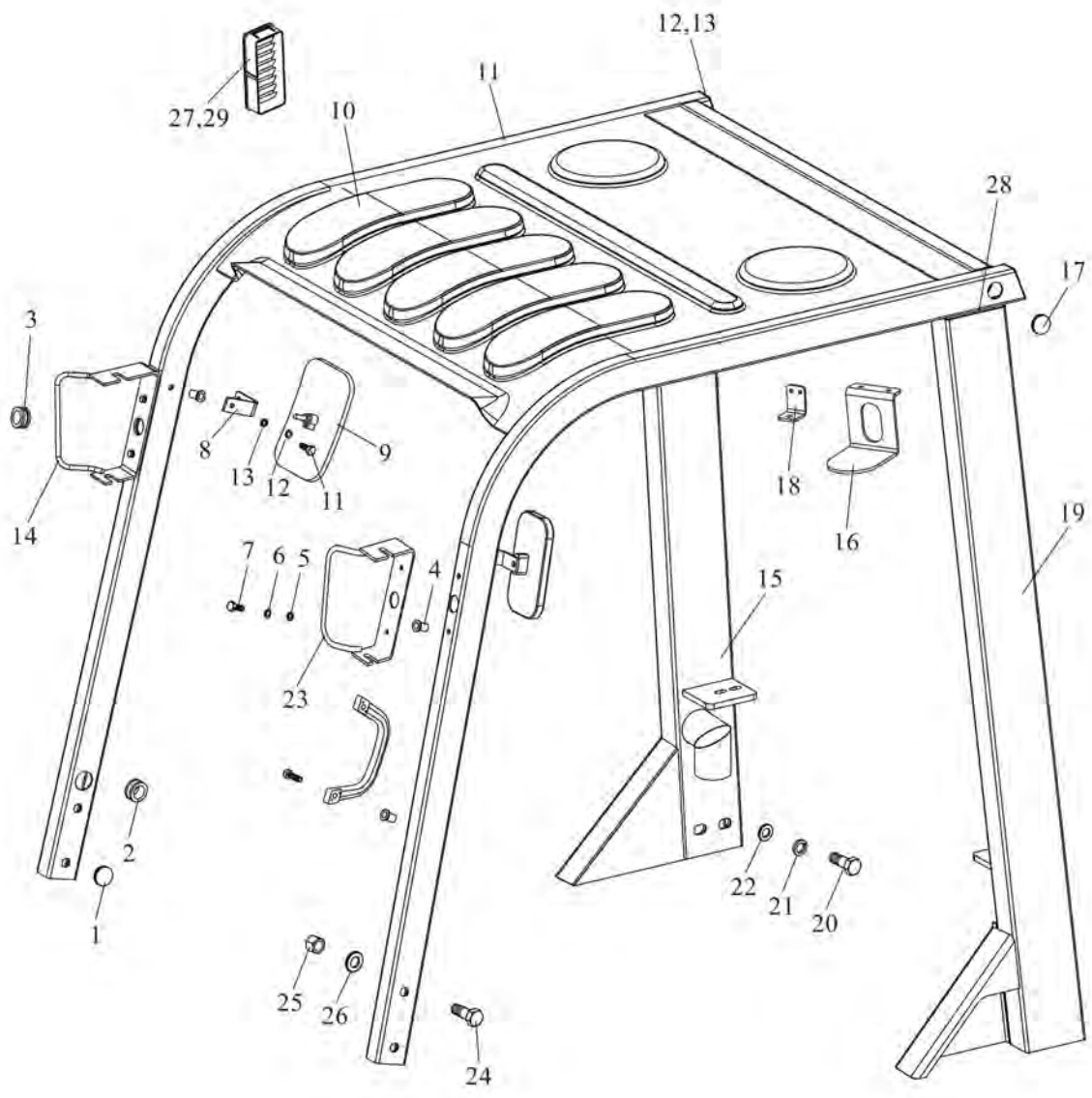
---

### Hood、 Floor Board & Seat

Item	Part No	Description	Q'ty	Remark
49	D30DD1-20001	Backing plate	1	8800-KB4/KB1
50	A30A1-00100	Seat	1	
-	A30A1-00500	Seat	1	
-	A30A1-00200	Seat	1	
-	A30A1-00400	Seat	1	



# Head guard



## Head guard

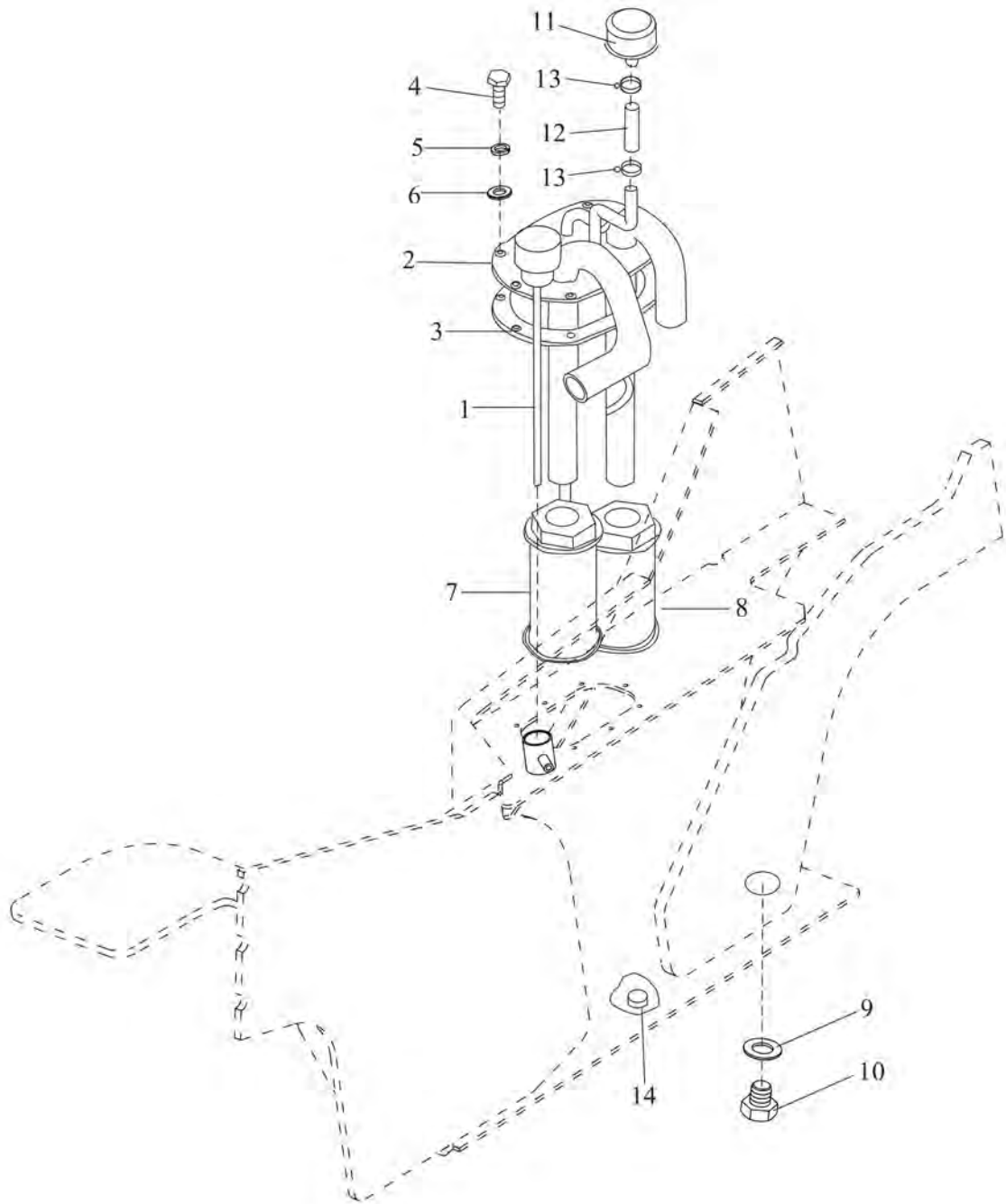
Item	Part No	Description	Q'ty	Remark
1	D30C1-30003	Capping	2	
2	D30A1-30005	<b>Outlet rubber ring II</b>	3	
3	D30A1-30004	<b>Outlet rubber ring I</b>	2	
4	D30C1-30001	M6 Nut	6	
5	GB/T97.2	6 Washer	6	
6	GB/T93	6 Washer, Lock	6	
7	GB/T5783	M6×20 Bolt	6	
8	D30A1-30002	Guard	2	
9	D30A1-30800	Back-mirror	2	
10	D30C1-30002	Rain cover	5	
11	D40A1-30100	Overhead guard	1	
12	D30P1-30004L	Rear cover (left)	1	
13	D30P1-30004R	Rear cover (right)	1	
14	D30A1-30700R	Guard,lamp F(Right)	1	
15	D40A1-30200	Rear pipe R.H.	1	
16	D30C1-30005	Alarm lamp holder	1	
17	D30C1-30004	φ 20 Weight cover	1	
18	D30C1-30006	Bracket	1	
19	D40A1-30300	Rear pipe L.H.	1	
20	GB/T5783	M12×45 Bolt	8	
21	GB/T93	12 Washer,lock	12	
22	GB/T96	12 Washer	8	
23	D30A1-30700L	Guard,lamp F (Left)	1	
24	D30P1-30001	Bolt	4	
25	GB/T41-2000	M12 Nut	4	
26	GB/T97.1	12 Washer	4	
27	D30P11-30001	Air intake window	1	
28	D30P1-30005	Cover	2	
29	GB/T818	M5×12 Screw	2	

---

## **G、HYDRAULIC SYSTEM**

---

Oil tank

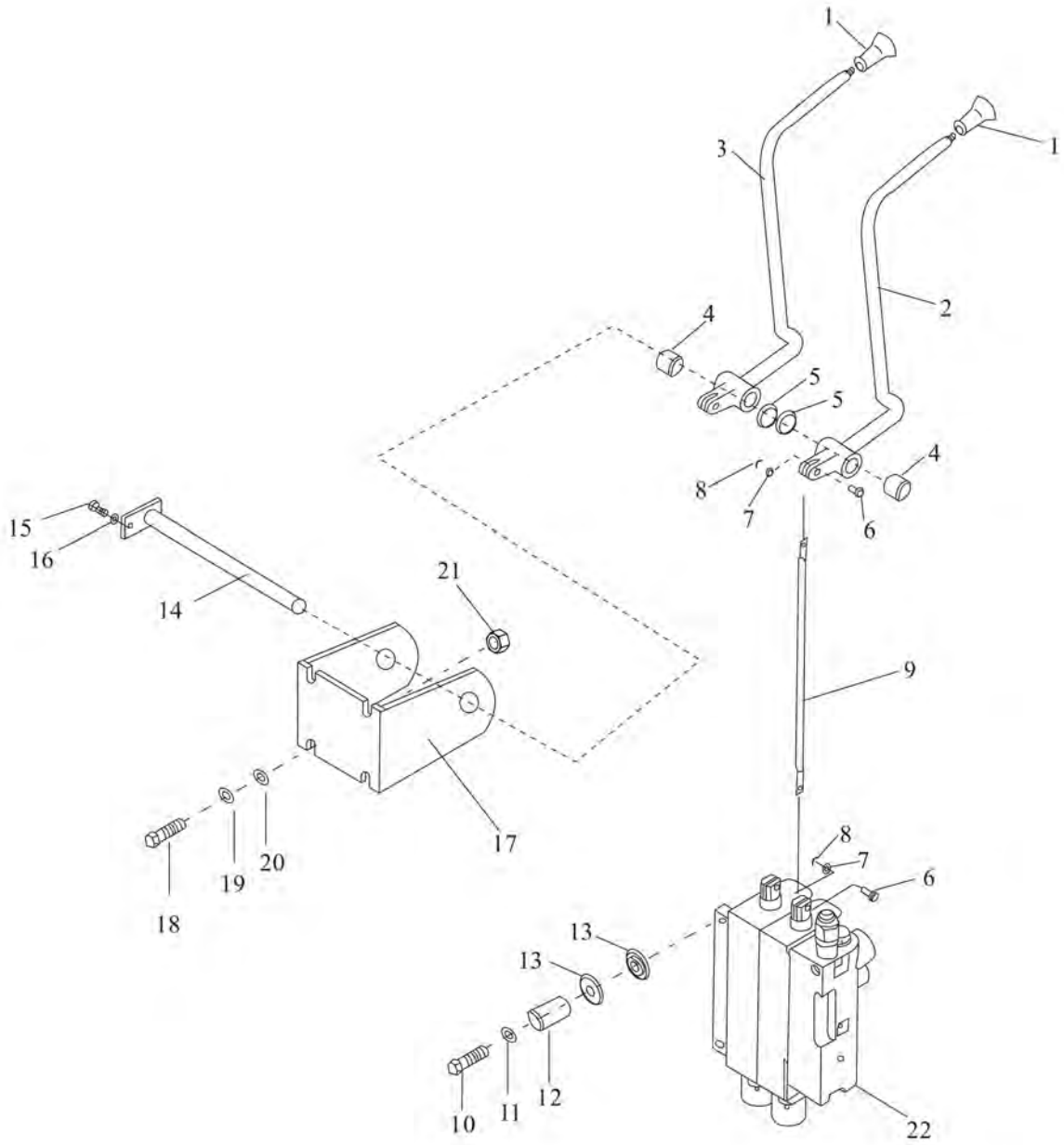


## Oil tank

Item	Part No	Description	Q'ty	Remark
1	A30A4-50100	Oiling cap ass'y	1	
2	A30C4-50200	Coverplate ass'y	1	
3	A30A5-30003	Cover, gasket	1	
4	GB/T5783	M8×25 Bolt	8	
5	GB/T93	8 Washer, lock	8	
6	GB/T97.1	8 Washer	8	
7	A30A4-50300	Strainer	1	
8	A30A4-50400	Strainer	1	
9	JB982-77	30 Washer	1	
10	A30A4-50002	Plug, drain	1	
11	A30A4-50500	Breather	1	
12	TG000-10010	Φ 10×100 Hose	1	
13	TK000-16025	Φ 16~Φ 25 Clip	2	
14	A30A4-50003	Magnet	1	

---

Valve control (two-throw)

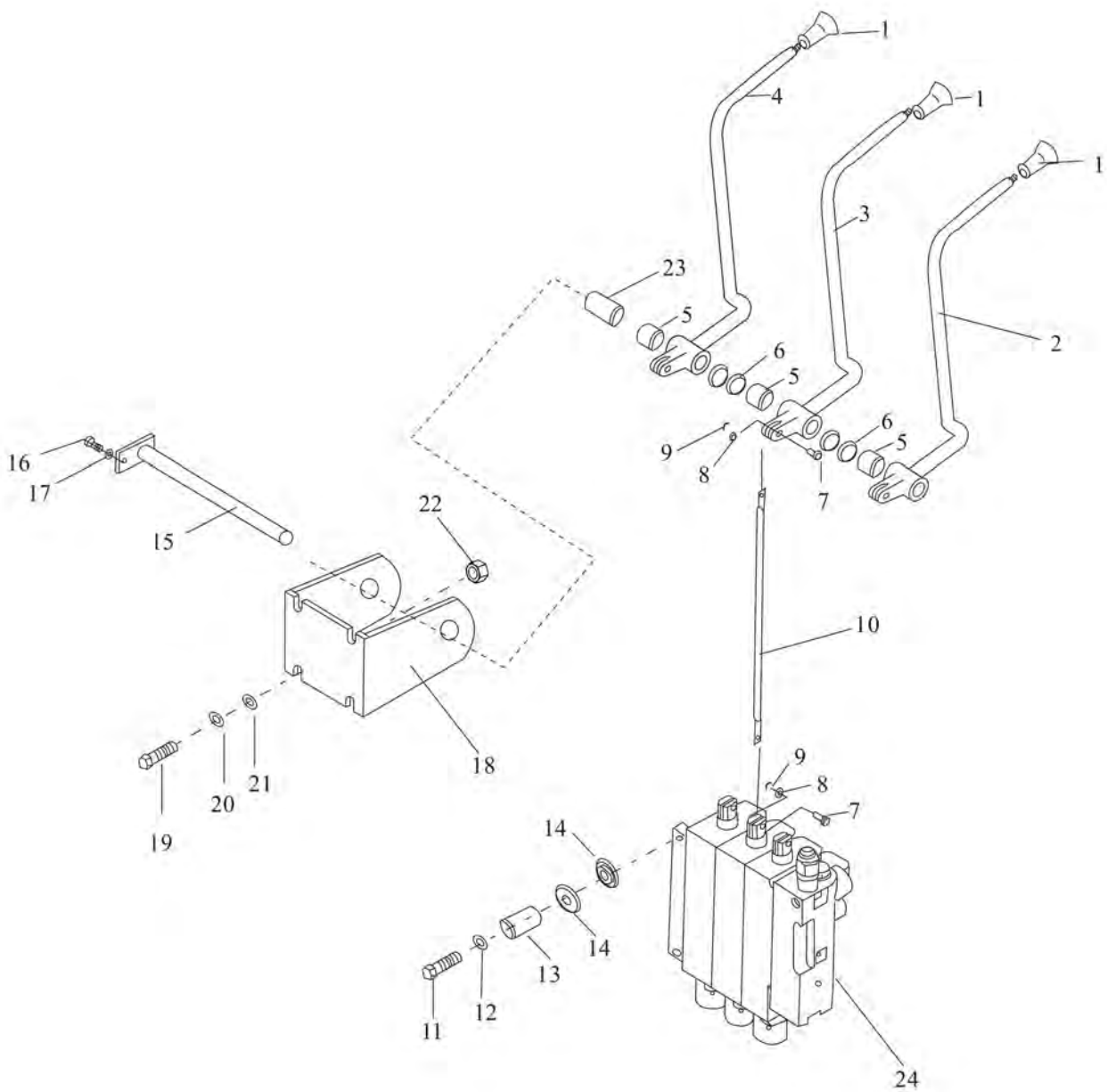


Valve control (two-throw)

Item	Part No	Description	Q'ty	Remark
1	A30A7-40004	Knob, lift	2	
2	A30C7-40210	Level, lift	1	
3	A30C7-40220	Level, tilt	1	
4	A30C7-40004	Bushing	2	
5	A30C7-40005	Washer	2	
6	A30C7-40001	Pin	4	
7	GB/T97.1-1985	6 Washer	4	
8	GB/T91-2000	$\phi 2 \times 10$ Pin, cotter	4	
9	A30C7-40002	Joint	2	
10	GB/T5786-2000	M10 $\times$ 1.25 $\times$ 35 Bolt	3	
11	GB/T96-1985	10 Washer	3	
12	A30A7-40001	Coller	3	
13	A30A7-40002	Rubber	6	
14	A30C7-40110	Shaft, valve	1	
15	GB/T5783-2000	M6 $\times$ 10 Bolt	1	
16	GB/T93-1987	6 Washer ,lock	1	
17	A30C7-40026	Bracket, valve lever	1	
18	GB/T5783-2000	M8 $\times$ 30 Bolt	4	
19	GB/T93-1987	8 Washer ,lock	4	
20	GB/T97.1-1985	8 Washer	4	
21	GB/T6170-2000	M8 Nut	4	
22	A40A4-30000	Control ass'y	1	

---

Valve control (three-throw)



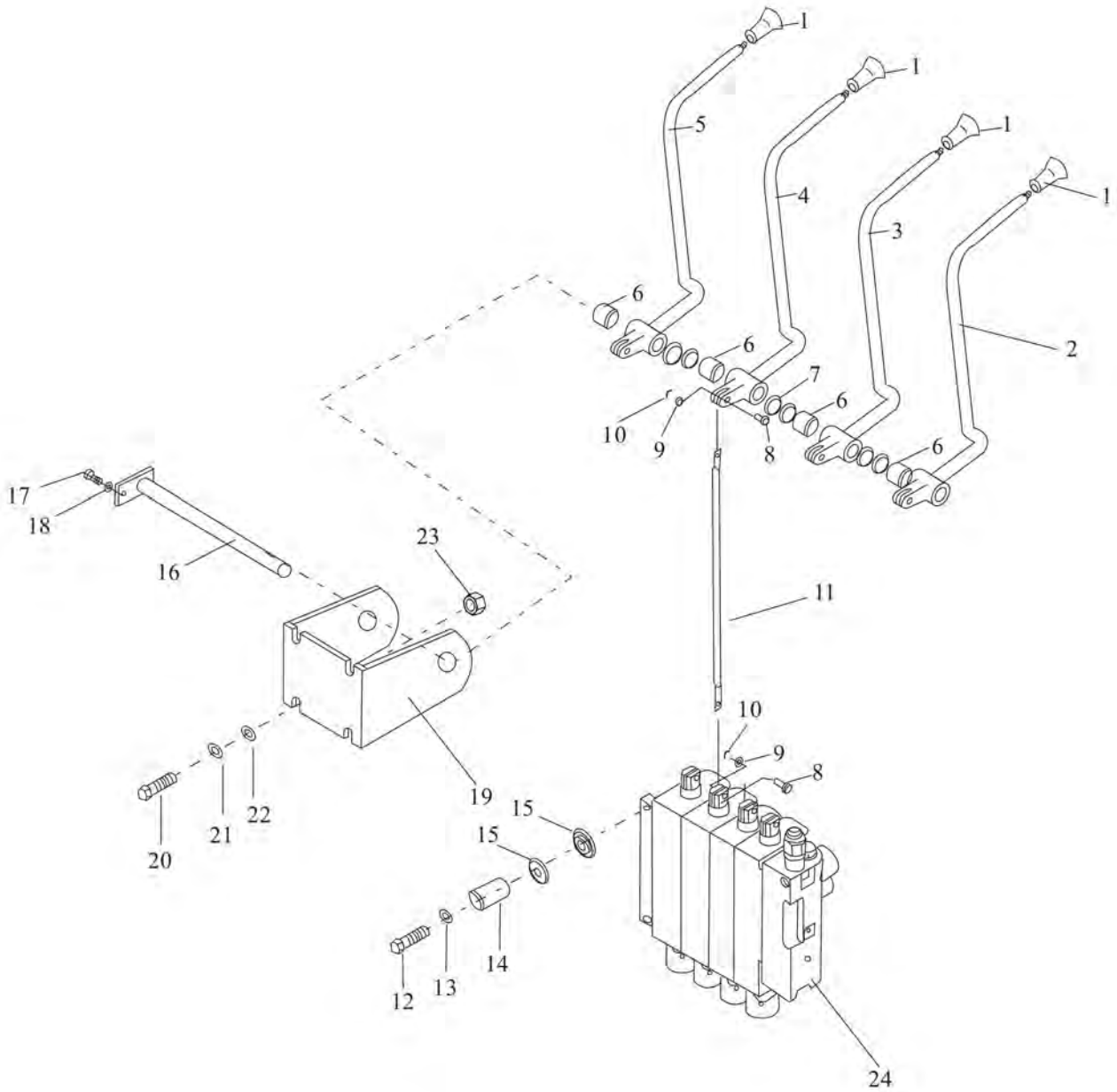


Valve control (three-throw)

Item	Part No	Description	Q'ty	Remark
1	A30A7-40004	Knob, lift	3	
2	A30C7-40210	Level, lift	1	
3	A30C7-40220	Lever, tilt	1	
4	A30C7-40230	Lever, third	1	
5	A30C7-40004	Bushing	3	
6	A30C7-40005	Washer	4	
7	A30C7-40001	Pin	6	
8	GB/T97.1-1985	6 Washer	6	
9	GB/T91-2000	$\phi 2 \times 10$ Pin, cotter	6	
10	A30C7-40002	Joint	3	
11	GB/T5786-2000	M10 $\times$ 1.25 $\times$ 35 Bolt	3	
12	GB/T96-1985	10 Washer	3	
13	A30A7-40001	Coller	3	
14	A30A7-40002	Rubber	6	
15	A30C7-40120	Shaft, valve	1	
16	GB/T5783-2000	M6 $\times$ 10 Bolt	1	
17	GB/T93-1987	6 Washer ,lock	1	
18	A30C7-40036	Bracket, valve lever	1	
19	GB/T5783-2000	M8 $\times$ 30 Bolt	4	
20	GB/T93-1987	8 Washer ,lock	4	
21	GB/T97.1-1985	8 Washer	4	
22	GB/T6170-2000	M8 Nut	4	
23	A30C7-40003	Coller	1	
24	A40A4-30000	Control ass'y	1	

---

Valve control (four-throw)

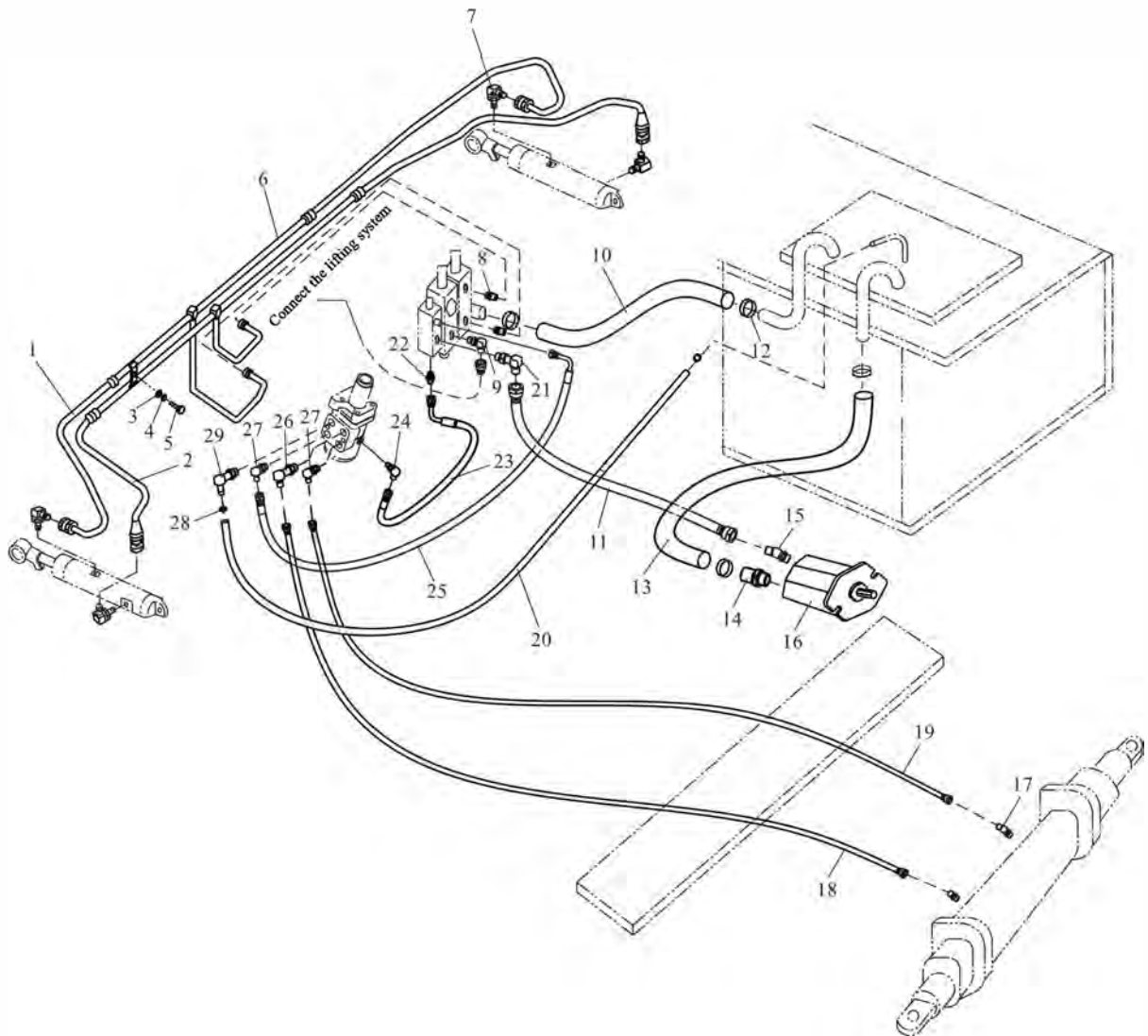


Valve control (four-throw)

Item	Part No	Description	Q'ty	Remark
1	A30A7-40004	Knob, lift	4	
2	A30C7-40210	Level, lift	1	
3	A30C7-40220	Lever, tilt	1	
4	A30C7-40230	Lever, third	1	
5	A30C7-40240	Lever, fourth	1	
6	A30C7-40004	Bushing	4	
7	A30C7-40005	Washer	6	
8	A30C7-40001	Pin	8	
9	GB/T97.1-1985	6 Washer	8	
10	GB/T91-2000	$\phi 2 \times 10$ Pin, cotter	8	
11	A30C7-40002	Joint	4	
12	GB/T5786-2000	M10 $\times$ 1.25 $\times$ 35 Bolt	3	
13	GB/T96-1985	10 Washer	3	
14	A30A7-40001	Coller	3	
15	A30A7-40002	Rubber	6	
16	A30C7-40120	Shaft, valve	1	
17	GB/T5783-2000	M6 $\times$ 10 Bolt	1	
18	GB/T93-1987	6 Washer ,lock	1	
19	A30C7-40036	Bracket, valve lever	1	
20	GB/T5783-2000	M8 $\times$ 30 Bolt	4	
21	GB/T93-1987	8 Washer ,lock	4	
22	GB/T97.1-1985	8 Washer	4	
23	GB/T6170-2000	M8 Nut	4	
24	A40A4-30000	Control ass'y	1	

---

Hydraulic pipeline Gambit 8800-X /W2/Y2/YN2/R4

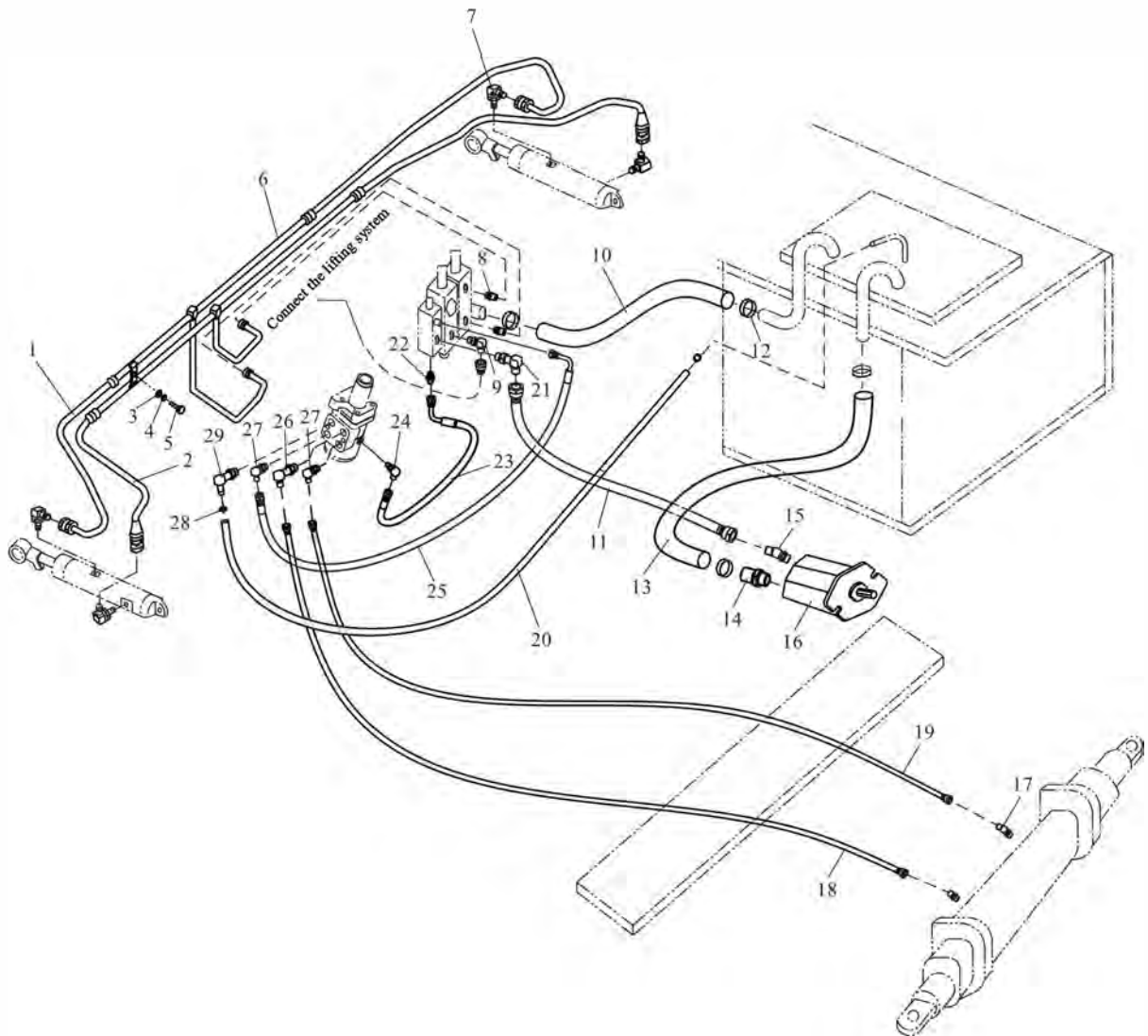


Hydraulic pipeline Gambit 8800-X /W2/Y2/YN2/R4

Item	Part No	Description	Q'ty	Remark
1	TGLBII-08041-H55*J	8II×410 Hose H. P	2	
2	TGIBII-08044*J	8II×440 Hose H. P	2	
3	GB/T93	10 Washer,lock	1	
4	GB/T97.1	10 Washer	1	
5	GB/T5783	M10×25 Bolt	1	
6	A30C4-00100	Steel pipe ass'y	1	
7	GJT-05-00	Elbow	4	
8	GJT-18-00	Nipple	2	
9	GJT-19-00	Elbow	1	
-	GJT-70-00	Nipple	1	
10	A40A4-00001	Hose	1	
-	A40A4-00002	Hose	1	
11	TGIBII-16117*G	16II×1170 Hose H. P	1	
12	JB/T8870	44×32 Clip	4	FD40T-XSERIES
-	JB/T8870	50×32 Clip	4	
13	A30P4-00001	Hose L. P.	1	FD40T-X <sub>SERIES</sub> /YN2
-	A40B4-00001	Hose L. P.	1	FD40T-W2
-	A30D4-00001	Hose L. P.	1	FD40T-Y2/Y3/Y4/Y5
-	A40L4-00001	Hose L. P.	1	FY40T-R4
14	GJT-08-00	Nipple	1	
15	GJT-205-00	135° Elbow	1	
16	A40A4-20000	Gear pump	1	FD40T-XSERIES
-	A40B4-20000	Gear pump	1	FD40T-W2
-	A40D4-20000	Gear pump	1	FY40T-R4
17	GJT-76-00	45° Elbow	2	FD40T-Y2/Y3/Y4/Y5 /YN2
18	TGIBI-08200*G	8I×2000 Hose H. P	1	
19	TGIBI-08210*G	8I×2100 Hose H. P	1	
20	TG000-13150	φ 13×1500 Hose L.P.	1	
21	GJT-350-00	Elbow	1	
22	GJT-173-00	Nipple	1	

---

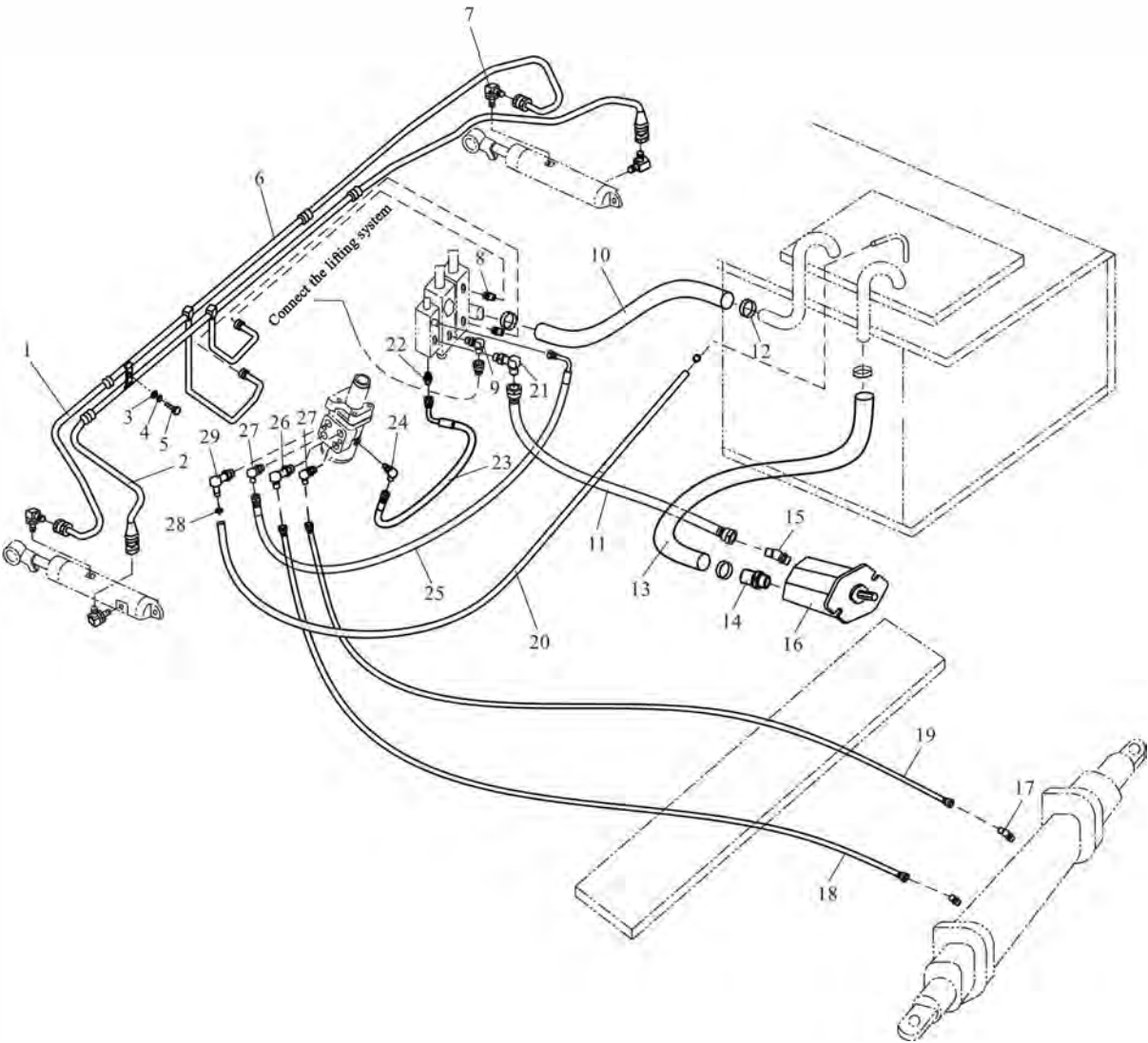
Hydraulic pipeline Gambit 8800-X /W2/Y2/YN2/R4



Hydraulic pipeline Gambit 8800-X /W2/Y2/YN2/R4

Item	Part No	Description	Q'ty	Remark
23	TGUBI-06017-H30h45*G	6I × 170 Hose H.P.	1	
24	GJT-174-00	Elbow	1	
25	TGUBI-08030-H35h45*G	8I × 300 Hose H.P.	1	
26	GJT-11-00	Elbow	1	
-	GJT-11-00	Elbow	2	
-	GJT-11-00	Elbow	3	
-	GJT-11-00	Elbow	4	
27	GJT-12-00	Elbow	2	
-	GJT-12-00	Elbow	3	
-	GJT-12-00	Elbow	4	
-	GJT-12-00	Elbow	5	
28	TK000-16025	φ 16- φ 25 Clip	2	
29	GJT-13-00	Elbow	1	

Hydraulic pipeline Gambit 8800-X /W2/R4/DS2



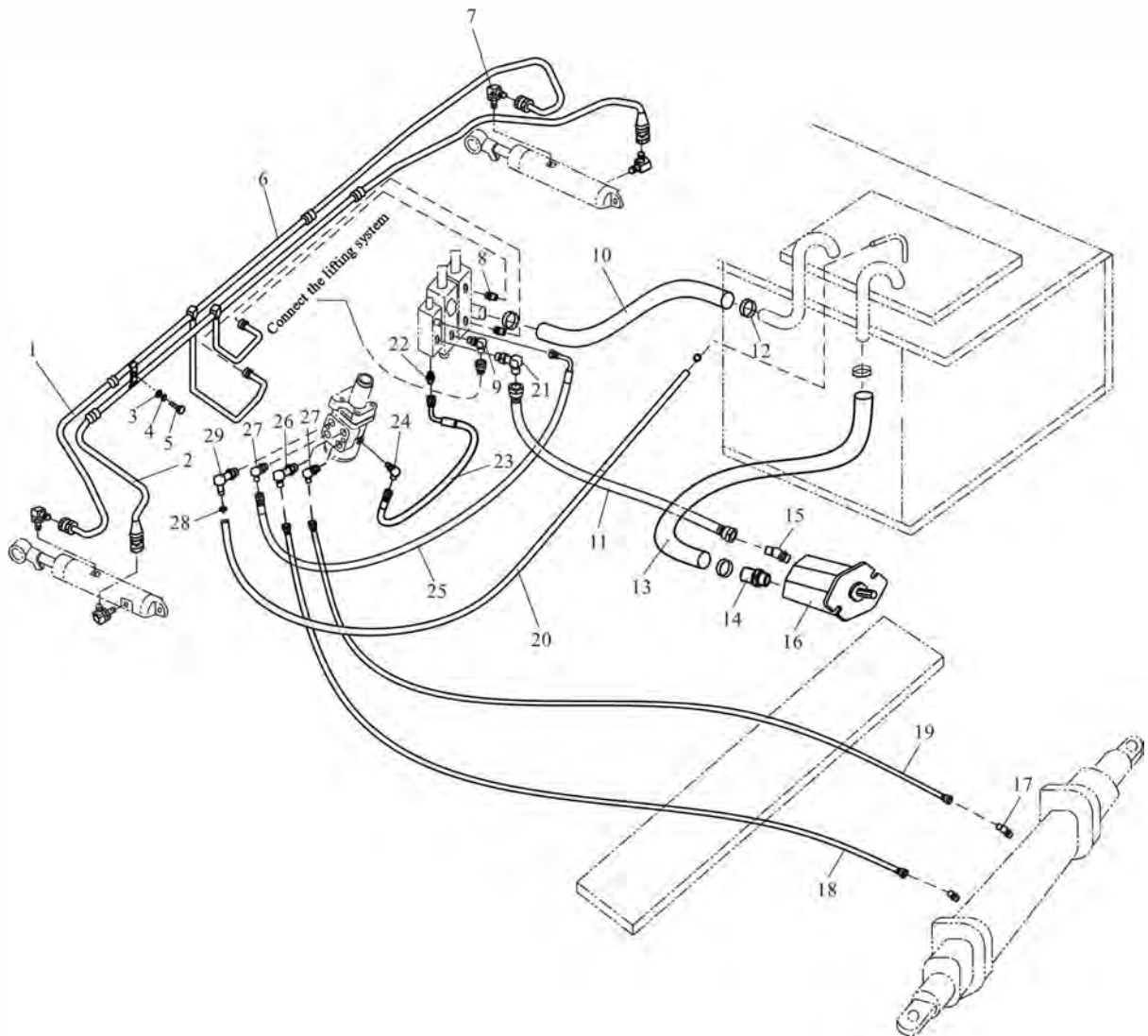


Hydraulic pipeline Gambit 8800-X /W2/R4/DS2

Item	Part No	Description	Q'ty	Remark
1	TGLCII-08041-H55*J	8II×410 Hose H. P	2	
2	TGICII-08044*J	8II×440 Hose H. P	2	
3	GB/T93	10 Washer,lock	1	
4	GB/T97.1	10 Washer	1	
5	GB/T5783	M10×25 Bolt	1	
6	A30BD4-00100	Steel pipe ass'y	1	8800-X/W2
-	A30AD4-00100	Steel pipe ass'y	1	8800-DS2
7	GJT-229-00	Elbow	4	8800-X/W2
-	GJT-709-00	Elbow	4	8800-DS2
8	GJT-18-00	Nipple	2	
9	GJT-232-00	Elbow	1	
-	GJT-429-00	Nipple	1	
10	A40A4-00001	Hose	1	
-	A40A4-00002	Hose	1	
11	TGICII-16117*G	16II×1170 Hose H. P	1	
12	JB/T8870	44×32 Clip	4	8800-X/DS2
-	JB/T8870	50×32 Clip	4	8800-W2
13	A30P4-00001	Hose L. P.	1	8800-X
-	A40B4-00001	Hose L. P.	1	8800-W2
-	A40L4-00001	Hose L. P.	1	8800-R4
-	A40S4-00001	Hose L. P.	1	8800-DS2
14	GJT-08-00	Nipple	1	
15	GJT-410-00	135° Elbow	1	
16	A40A4-20000	Gear pump	1	8800-X
-	A40B4-20000	Gear pump	1	8800-W2
-	A40D4-20000	Gear pump	1	8800-R4 8800-DS2
17	GJT-409-00	45° Elbow	2	
-	GJT-29-00	Elbow	2	8800-DS2
18	TGICI-08200*G	8I×2000 Hose H. P	1	
19	TGICI-08210*G	8I×2100 Hose H. P	1	

---

Hydraulic pipeline      Gambit 8800-X /W2/R4/DS2

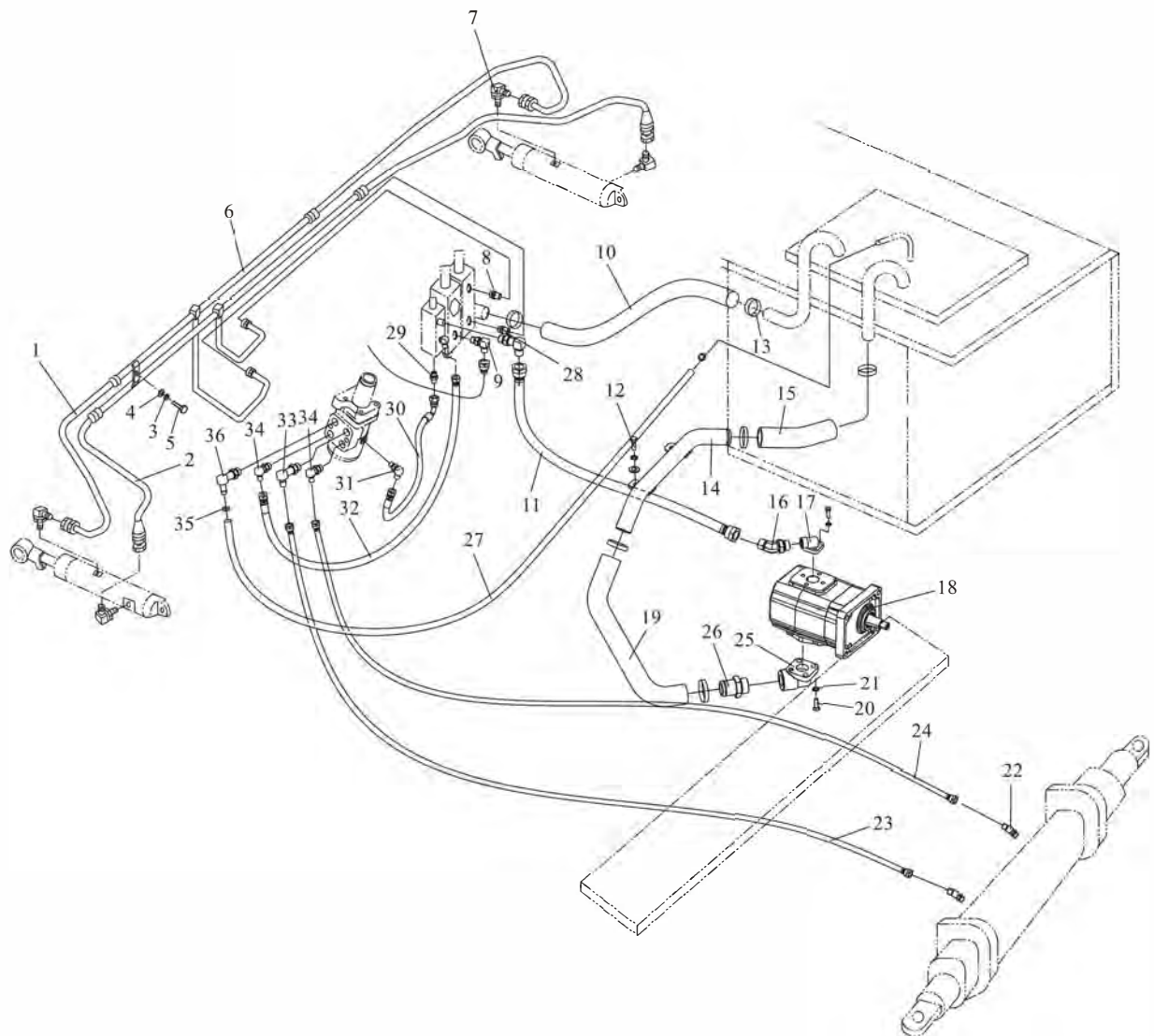


Hydraulic pipeline **Gambit 8800-X /W2/R4/DS2**

Item	Part No	Description	Q'ty	Remark
20	TG000-13150	φ 13 × 1500 Hose L.P.	1	
21	GJT-408-00	Elbow	1	
22	GJT-406-00	Nipple	1	
23	GJT-407-00	Elbow	1	
24	TGUCI-06017-H30h45*G	6I × 170 Hose H.P.	1	
25	TGUBCI-08030-H35h45*G	8I × 300 Hose H.P.	1	
26	GJT-233-00	Elbow	1	
-	GJT-233-00	Elbow	2	
-	GJT-233-00	Elbow	3	
-	GJT-233-00	Elbow	4	
-	GJT-706-00	Elbow	1	DS2
-	GJT-706-00	Elbow	2	DS2
-	GJT-706-00	Elbow	3	DS2
-	GJT-706-00	Elbow	4	DS2
27	GJT-234-00	Elbow	2	
-	GJT-234-00	Elbow	3	
-	GJT-234-00	Elbow	4	
-	GJT-234-00	Elbow	5	
-	GJT-707-00	Elbow	2	DS2
-	GJT-707-00	Elbow	3	DS2
-	GJT-707-00	Elbow	4	DS2
-	GJT-707-00	Elbow	5	DS2
28	TK000-16025	φ 16- φ 25 Clip	2	
29	GJT-13-00	Elbow	1	

---

Hydraulic pipeline      Gambit 8800-KL1



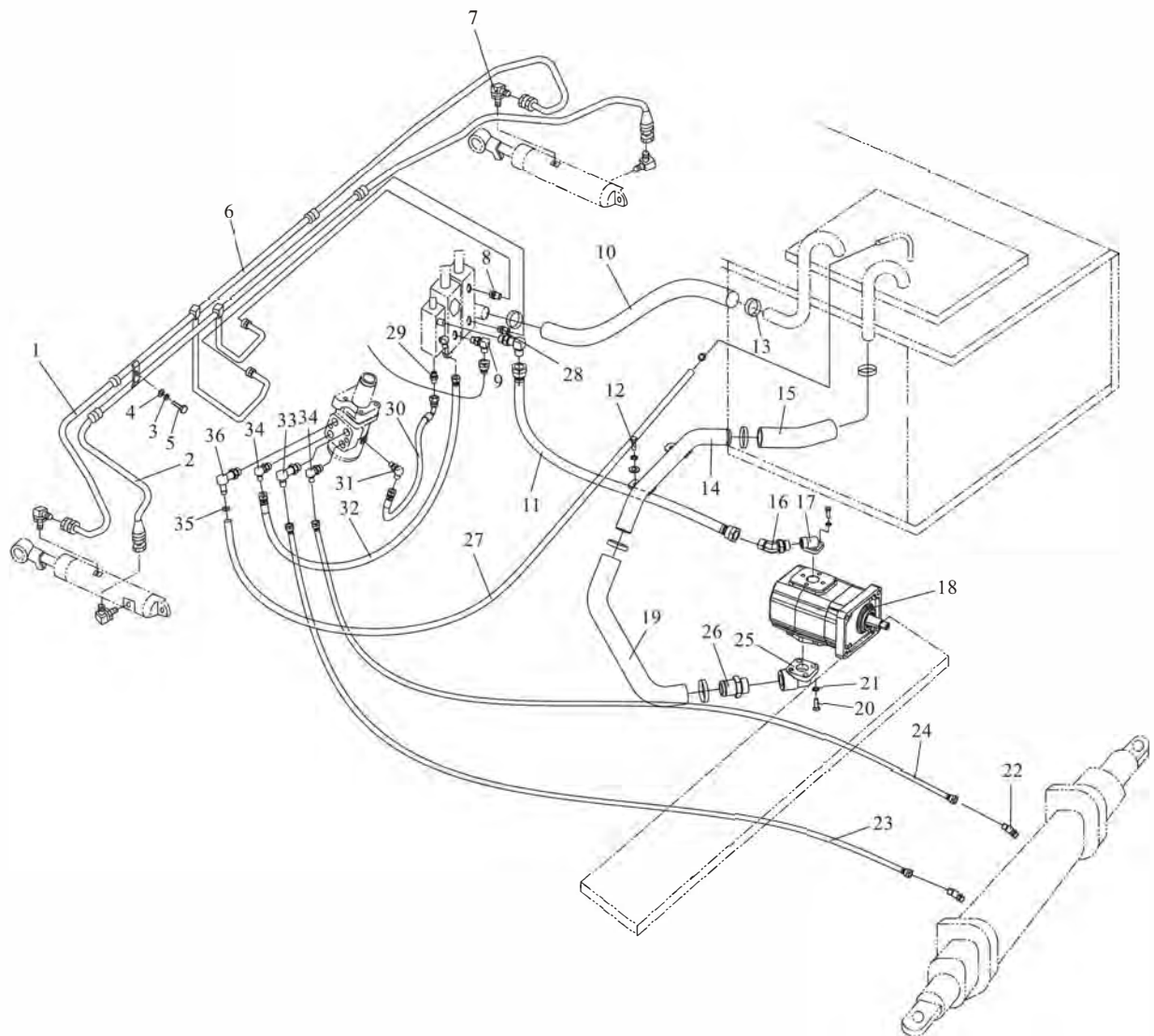
## Hydraulic pipeline

## Gambit 8800-KL1

Item	Part No	Description	Q'ty	Remark
1	TGLBII-08041-H55*J	8II×410 Hose H. P	2	
2	TGIBII-08044*J	8II×440 Hose H. P	2	
3	GB/T93	10 Washer,lock	1	
4	GB/T97.1	10 Washer	1	
5	GB/T5783	M10×25 Bolt	1	
6	A30C4-00100	Steel pipe ass'y	1	
7	GJT-05-00	Elbow	4	
8	GJT-18-00	Nipple	2	
9	GJT-19-00	Elbow	1	
-	GJT-70-00	Nipple	1	
10	A40A4-00001	Hose	1	
-	A40A4-00002	Hose	1	
11	TGIBII-16117*G	16II×1170 Hose H. P	1	
12	GB/T5783	M10×16 Bolt	2	
13	JB/T8870	50×32 Clip	4	
14	A30BN4-00010	Oil absorption steel pipe	1	
15	A30BN4-00001	Hose I	1	
16	GJT-09-00	Oil pump connector	1	
17	A30BN4-00004	Oil outlet joint	1	
18	A40R4-20000	Gear pump	1	
19	A30BN4-00002	Hose II	1	
20	GB/T5783	M6×20 Bolt	8	
21	GB/T93	6 Washer,lock	8	
22	GJT-76-00	45° Elbow	2	
23	TGIBI-08200*G	8I×2000 Hose H. P	1	
24	TGIBI-08210*G	8I×2100 Hose H. P	1	
25	A30BN4-00003	Oil inlet joint	1	
26	GJT-08-00	Nipple	1	
27	TG000-13150	φ 13×1500 Hose L.P.	1	
28	GJT-350-00	Elbow	1	

---

Hydraulic pipeline      Gambit 8800-KL1



Hydraulic pipeline

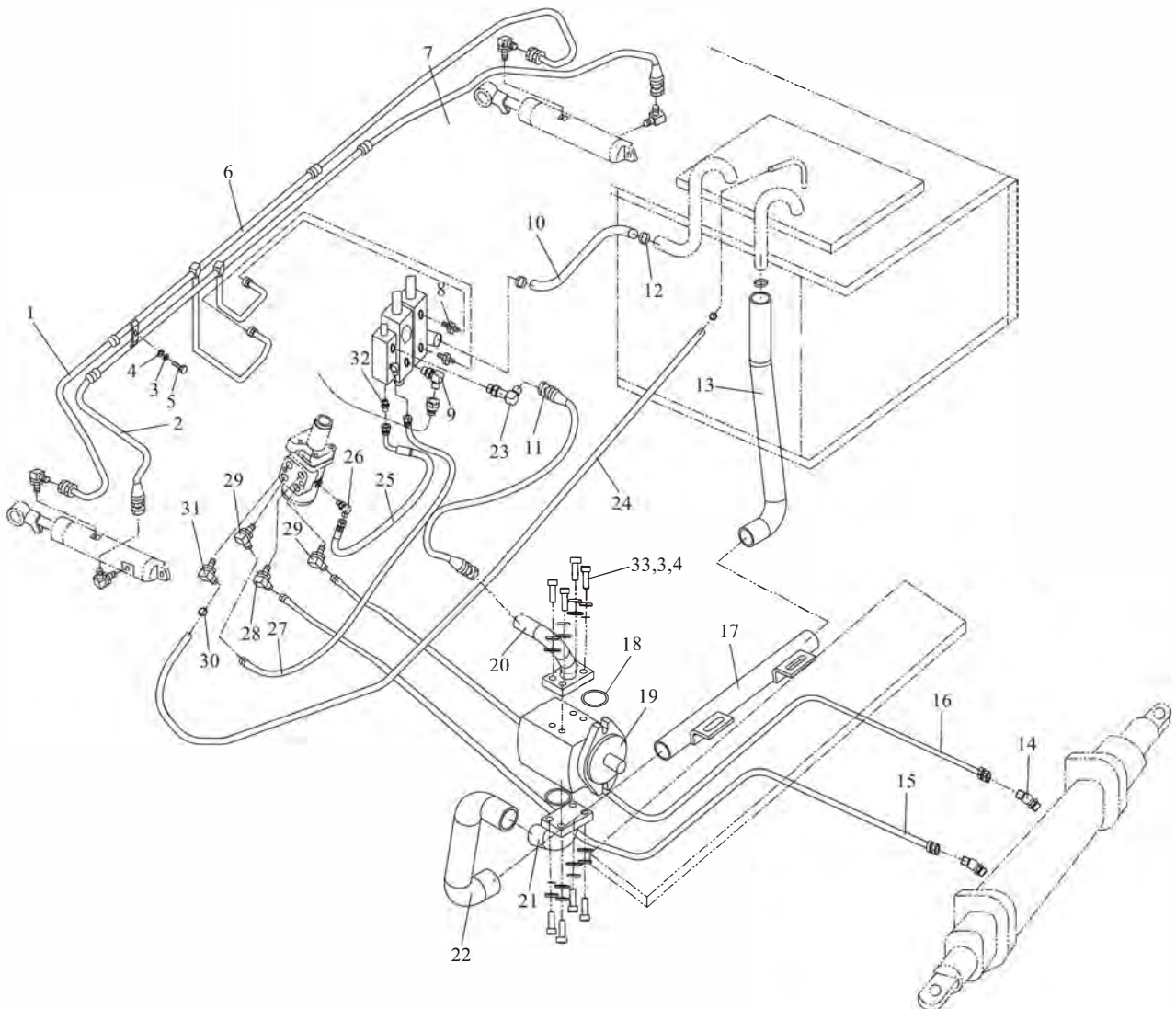
Gambit 8800-KL1

Item	Part No	Description	Q'ty	Remark
29	GJT-173-00	Nipple	1	
30	TGUBI-06017-H30h45*G	6I×170 Hose H.P.	1	
31	GJT-13-00	Elbow	1	
32	TGUBI-08030-H35h45*G	8I×300 Hose H.P.	1	
33	GJT-11-00	Elbow	1	
-	GJT-11-00	Elbow	2	
-	GJT-11-00	Elbow	3	
-	GJT-11-00	Elbow	4	
34	GJT-12-00	Elbow	2	
-	GJT-12-00	Elbow	3	
-	GJT-12-00	Elbow	4	
-	GJT-12-00	Elbow	5	
35	TK000-16025	φ 16- φ 25 Clip	2	
36	GJT-13-00	Elbow	1	



---

Hydraulic pipeline **Gambit 8800-S5**





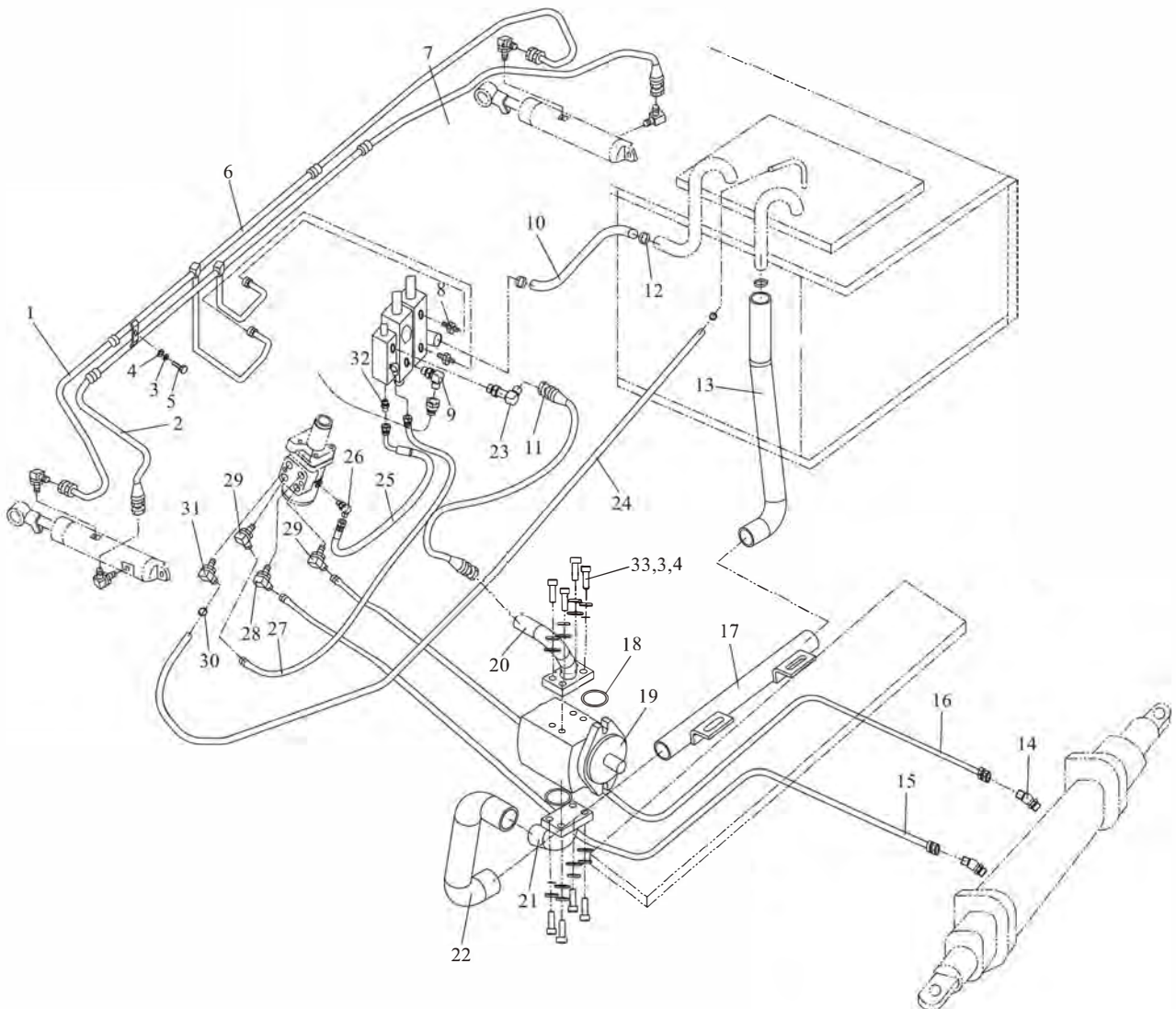
## Hydraulic pipeline

## Gambit 8800-S5

Item	Part No	Description	Q'ty	Remark
1	TGLBII-08041-H55*J	8II×410 Hose H. P	2	
2	TGIBII-08044*J	8II×440 Hose H. P	2	
3	GB/T93	10 Washer,lock	1	
4	GB/T97.1	10 Washer	1	
5	GB/T5783	M10×25 Bolt	1	
6	A30C4-00100	Steel pipe ass'y	1	
7	GJT-05-00	Elbow	4	
8	GJT-18-00	Nipple	2	
9	GJT-19-00	Elbow	1	
-	GJT-70-00	Nipple	1	
10	A40A4-00001	Hose	1	
-	A40A4-00002	Hose	1	
11	TGIBII-16117*G	16II×1170 Hose H. P	1	
12	JB/T8870	50×32 Clip	4	
13	A40T4-00002	Hose II	1	
14	GJT-76-00	45° Elbow	2	
15	TGIBI-08200*G	8I×2000 Hose H. P	1	
16	TGIBI-08210*G	8I×2100 Hose H. P	1	
17	A30BA4-00100	Steel pipe ass'y	1	
18	GB/T3452.1	25×3.55 O-ring	2	
19	A40T4-20000	Gear pump	1	
20	GJT-151-00	Oil outlet joint	1	
21	GJT-221-00	Oil inlet joint	1	
22	A40T4-00001	Hose I	1	
23	GJT-350-00	Elbow	1	
24	TG000-13150	φ13×1500 Hose L.P.	1	
25	TGUBI-06017-H30h45*G	6I×170 Hose H.P.	1	
26	GJT-174-00	Elbow	1	
27	TGUBI-08030-H35h45*G	8I×300 Hose H.P.	1	
28	GJT-11-00	Elbow	1	

---

Hydraulic pipeline **Gambit 8800-S5**

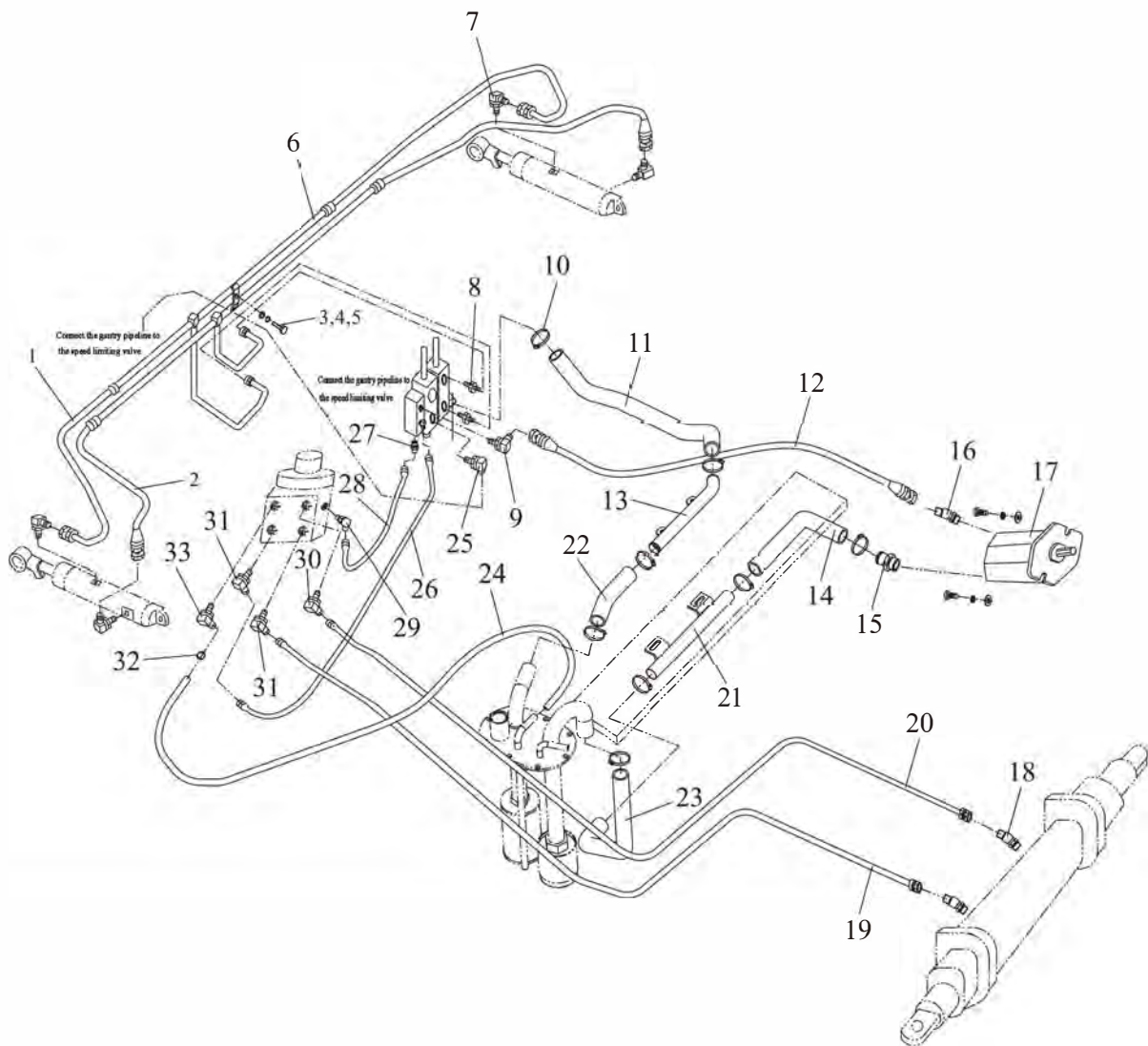


Hydraulic pipeline **Gambit 8800-S5**

Item	Part No	Description	Q'ty	Remark
-	GJT-11-00	Elbow	2	
-	GJT-11-00	Elbow	3	
-	GJT-11-00	Elbow	4	
29	GJT-12-00	Elbow	2	
-	GJT-12-00	Elbow	3	
-	GJT-12-00	Elbow	4	
-	GJT-12-00	Elbow	5	
30	TK000-16025	φ 16- φ 25 Clip	2	
31	GJT-13-00	Elbow	1	
32	GJT-173-00	Nipple	1	
33	GB/T 70.1	M10×1.25×30 Screw	8	

Hydraulic pipeline

Gambit 8800-KB4/KB1



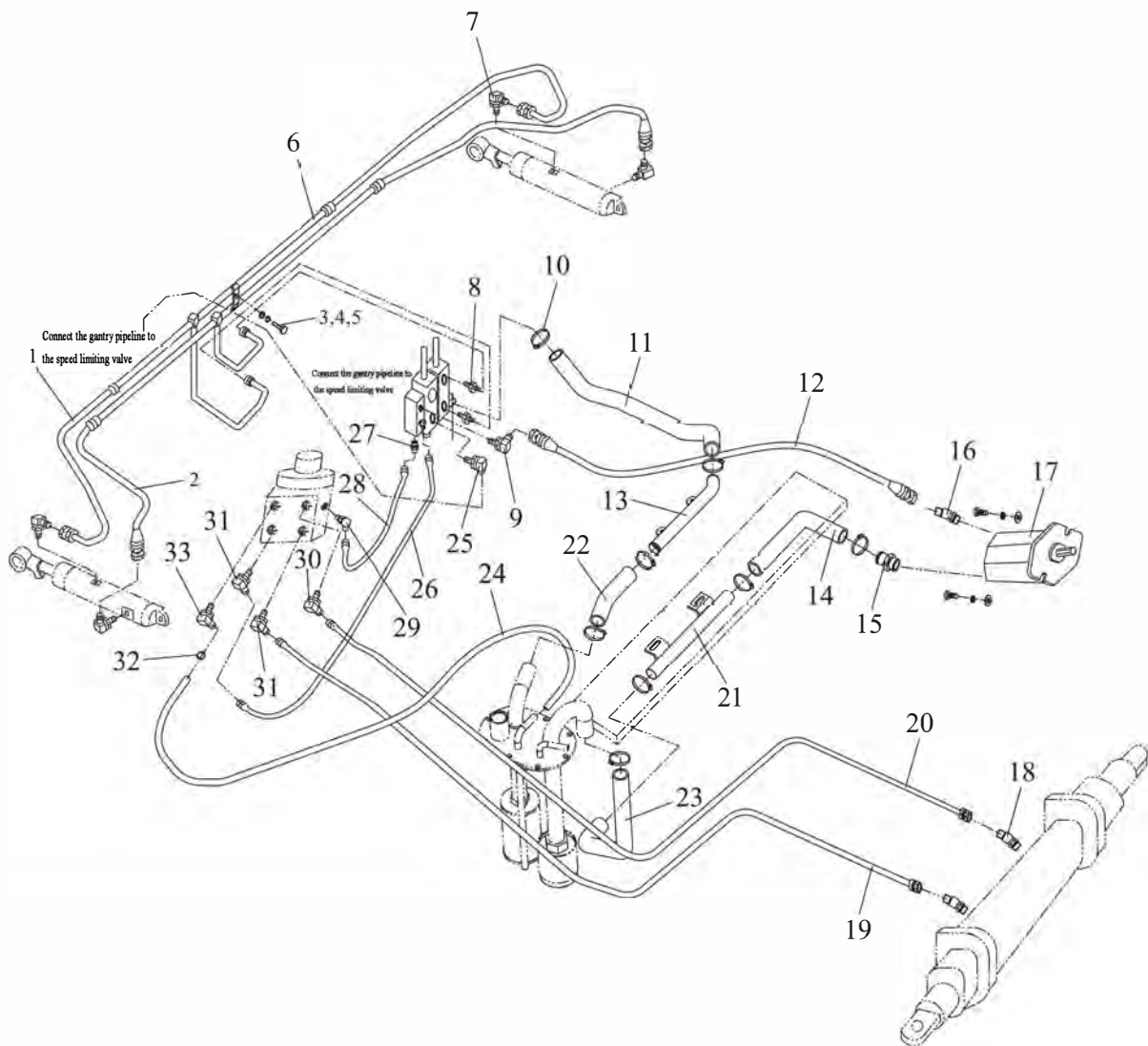
## Hydraulic pipeline

## Gambit8800-KB4/KB1

Item	Part No	Description	Q'ty	Remark
1	TGLBII-08041-H55*J	8II×410 Hose H. P	2	
2	TGIBII-08044*J	8II×440 Hose H. P	2	
3	GB/T93	10 Washer,lock	1	
4	GB/T97.1	10 Washer	1	
5	GB/T5783	M10×25 Bolt	1	
6	A30AD4-00100	Steel pipe ass'y	1	
7	GJT-05-00	Elbow	4	
8	GJT-18-00	Nipple	2	
9	GJT-350-00	Elbow	1	
10	JB/T8870	50×32 Clip	4	
11	A40A4-00001	Hose	1	
-	A40A4-00002	Hose	1	
12	TGIBII-16117*G	16II×1170 Hose H. P	1	
13	A40U4-00200	Oil return steel pipe	1	
14	A40U4-00002	I Hose L. P.	1	
15	GJT-08-00	Nipple	1	
16	GJT-09-00	135° Elbow	1	
17	A40B4-20000	Gear pump	1	
18	GJT-76-00	45° Elbow	2	
19	TGIBI-08200*G	8I×2000 Hose H. P	1	
20	TGIBI-08210*G	8I×2100 Hose H. P	1	
21	A40U4-00100	Steel pipe	1	
22	A40U4-00001	Hose II	1	
23	A40U4-00003	I Hose L. P.	1	
24	TG000-13150	φ 13×1500 Hose L.P.	1	
25	GJT-19-00	Elbow	1	
-	GJT-70-00	Nipple	1	
26	TGUBI-08030-H35h45*G	8I×300 Hose H.P.	1	
27	GJT-173-00	Nipple	1	
28	TGUBI-06017-H30h45*G	6I×170 Hose H.P.	1	

Hydraulic pipeline

Gambit 8800-KB4/KB1



Hydraulic pipeline      Gambit 8800-KB4/KB1

Item	Part No	Description	Q'ty	Remark
29	GJT-174-00	Elbow	1	
30	GJT-11-00	Elbow	1	
-	GJT-11-00	Elbow	2	
-	GJT-11-00	Elbow	3	
-	GJT-11-00	Elbow	4	
31	GJT-12-00	Elbow	2	
-	GJT-12-00	Elbow	3	
-	GJT-12-00	Elbow	4	
-	GJT-12-00	Elbow	5	
32	TK000-16025	φ 16- φ 25 Clip	2	
33	GJT-13-00	Elbow	1	

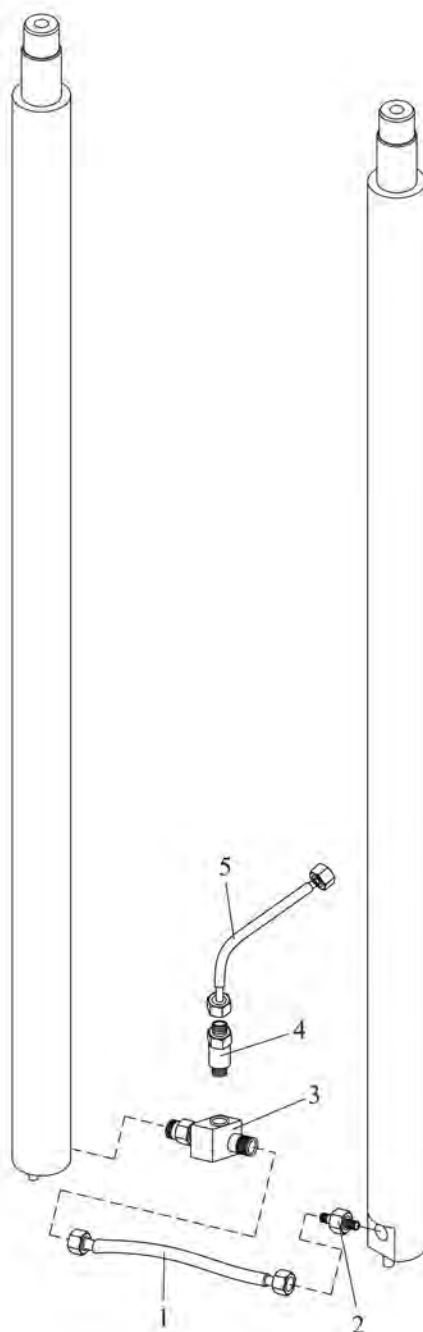
---

## **H、** LIFTING SYSTEM



---

Hydraulic system mast(Normal mast KM)

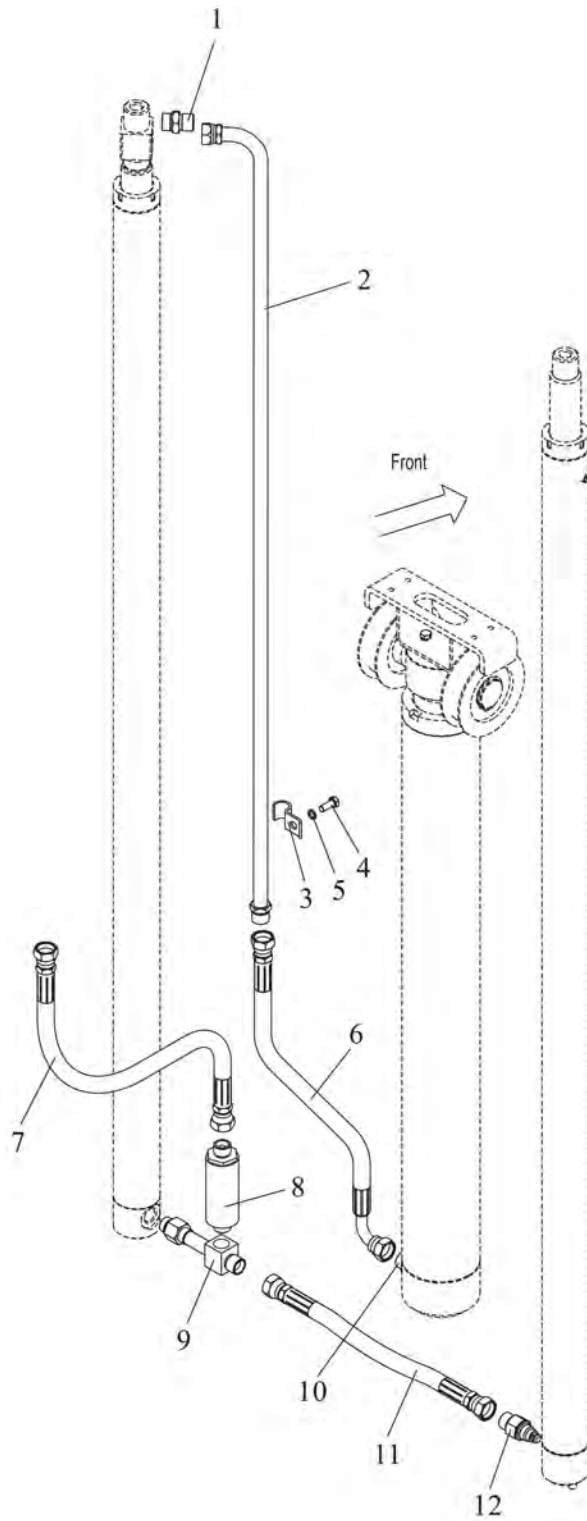


Hydraulic system mast(Normal mast KM)

Item	Part No	Description	Q'ty	Remark
1	TGIBII-13044*J	13II×440 Hose H.P.	1	EX-B
-	TGICII-13044*J	13II×440 Hose H.P.	1	EX-A
2	GJT-77-00	Shut off valve	1	EX-B
-	GJT-491-00	Shut off valve	1	EX-A
3	GJT-80-00	Three way connector ass'y	1	EX-B
-	GJT-388-00	Three way connector ass'y	1	EX-A
4	GJT-02-00-4	(3. 5T-4T) Flow regulator	1	EX-B
-	GJT-411-00	(4T) Flow regulator	1	EX-A
5	TGIBII-13050-GS*J	13II×500 Hose H.P.	1	EX-B
-	TGICII-13050-GS*J	13II×500 Hose H.P.	1	EX-A

---

Hydraulic system mast(Full Free 2-Stage Mast KZM)



Hydraulic system mast(Full Free 2-Stage Mast KZM)

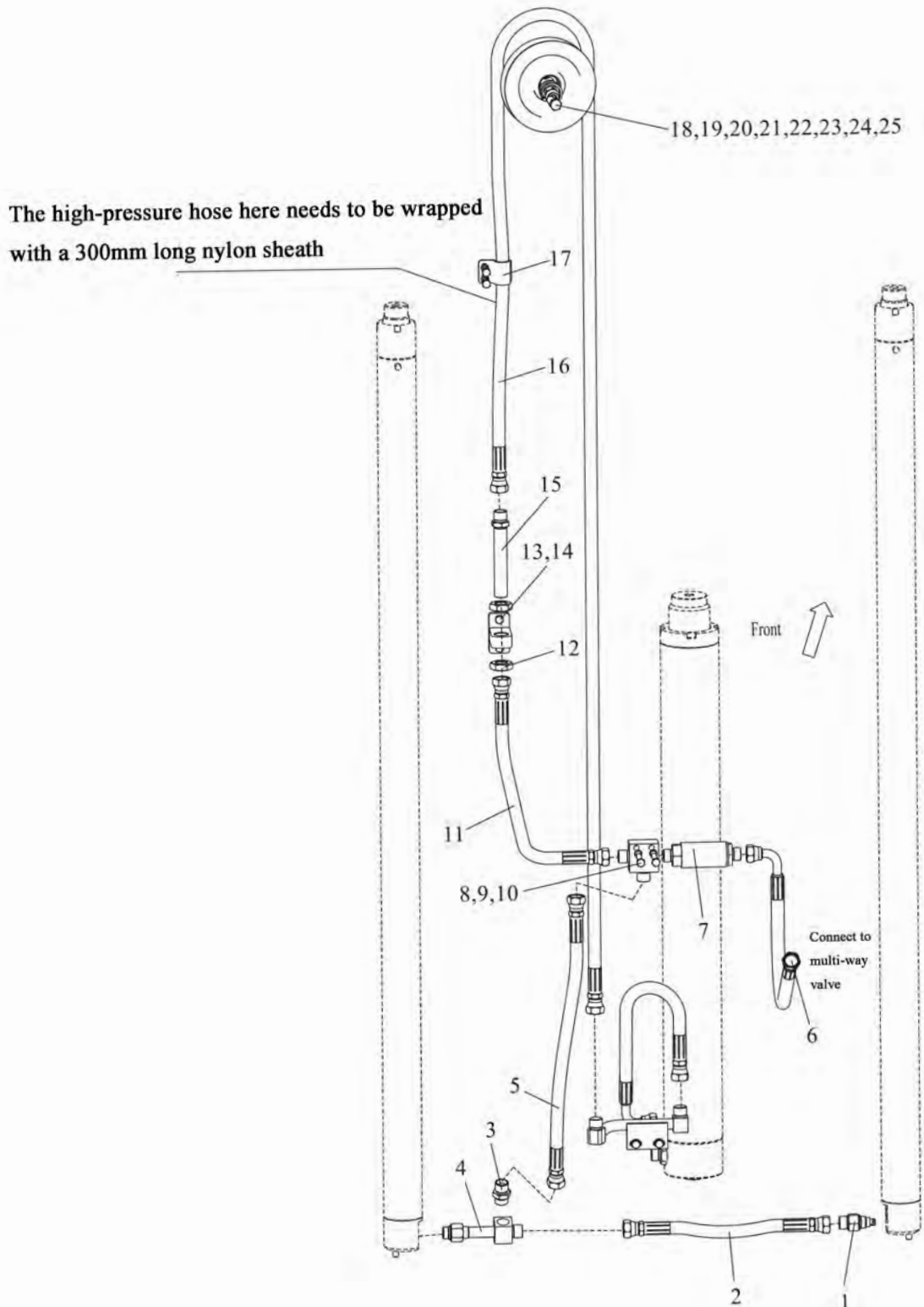
Item	Part No	Description	Q'ty	Remark
1	GJT-26-00	Nipple	1	
2	Z30K3-70100-XXX	Steel Pipe ass'y	1	
3	Z30K3-70001	Pipe clamp	1	
4	GB/T5783	M8×20 Bolt	1	
5	GB/T93	8 Washer,lock	1	
6	TGLBII-13056-H45NL*J	13II×560 Hose H.P.	1	
7	TGLBII-13100-H45GS*J	13II×1000 Hose H.P.	1	EX-B
-	TGLCII-13100-H45GS*J	13II×1000 Hose H.P.	1	EX-A
8	GJT-02-00-4	(3. 5T-4T) Flow regulator	1	EX-B
-	GJT-411-00	(4T) Flow regulator	1	EX-A
9	GJT-03-00C	Three way connector ass'y	1	EX-B
-	GJT-390-00	Three way connector ass'y	1	EX-A
10	A35B4-10300-1	Explosion proof valve	1	
11	TGIBII-13044*J	13II×440 Hose H.P.	1	EX-B
-	TGICII-13044*J	13II×440 Hose H.P.	1	EX-A
12	GJT-04-00	Valve,check	1	EX-B
-	GJT-491-00	Shut off valve	1	EX-A

---

Hydraulic system mast(Full Free 2-Stage Mast KZM)

Mast Piping Optional Parts		
Lifting Height	Hose(mm)	Remark
2000	725	
2500	975	
3000	1225	
3300	1375	
3500	1475	
3700	1575	
4000	1775	
4500	2025	
5000	2275	
5500	2575	
6000	2825	

# Hydraulic system mast(Full Free 3-Stage Mast KZM)



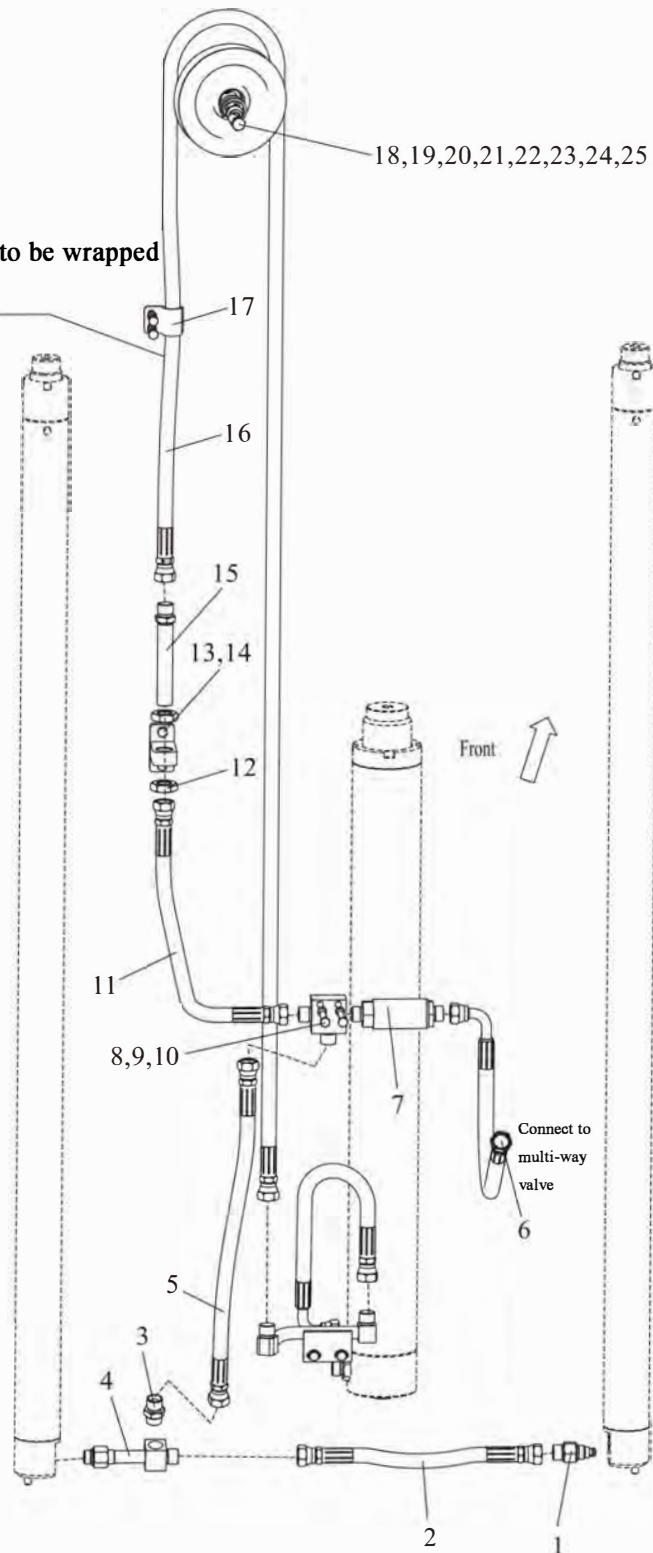
Hydraulic system mast(Full Free 3-Stage Mast KZM)

Item	Part No	Description	Q'ty	Remark
1	GJT-04-00	Valve,check	1	EX-B
-	GJT-491-00	Shut off valve	1	EX-A
2	TGIBII-13039*J	13II×390 Hose H.P.	1	EX-B
-	TGICII-13039*J	13II×390 Hose H.P.	1	EX-A
3	GJT-26-00	Nipple	1	EX-B
-	GJT-242-00	Nipple	1	EX-A
4	GJT-03-00C	Three way connector ass'y	1	EX-B
-	GJT-390-00	Three way connector ass'y	1	EX-A
5	TGIBII-13054NL*J	13II×540 Hose H.P.	1	EX-B
-	TGICII-13054NL*J	13II×540 Hose H.P.	1	EX-A
6	TGLBII-13075-H45GS*J	13II×750 Hose H.P.	1	EX-B
-	TGLCII-13075-H45GS*J	13II×750 Hose H.P.	1	EX-A
7	GJT-02-00-4	(4T) Flow regulator	1	EX-B
-	GJT-411-00	(4T) Flow regulator	1	EX-A
8	GJT-61-00	Three way connector	1	EX-B
-	GJT-241-00	Three way connector	1	EX-A
9	GB/T5783	M8×50 Bolt	2	
10	GB/T93	8 Washer,lock	8	
11	TGIBII-13043*J	13II×430 Hose H.P.	1	EX-B
-	TGICII-13043*J	13II×430 Hose H.P.	1	EX-A
12	GB/T6173	M22×1.5 Nut	2	
13	S30J3-70004	Bracket	1	
14	GB/T5783	M8×20 Bolt	6	
15	GJT-179-00	Nipple	1	EX-B
-	GJT-237-00	Nipple	1	EX-A
16	TGIBII-13XXX*J	13IIXXX Hose H.P.	1	EX-B
-	TGICII-13XXX*J	13IIXXX Hose H.P.	1	EX-A
17	S30J3-70003	Pipe clamp	1	
18	S30J3-70002	Axis	1	
19	GB/T 276	6205 Bearing	1	

---

## Hydraulic system mast(Full Free 3-Stage Mast KZM)

The high-pressure hose here needs to be wrapped with a 300mm long nylon sheath





Hydraulic system mast(Full Free 3-Stage Mast KZM)

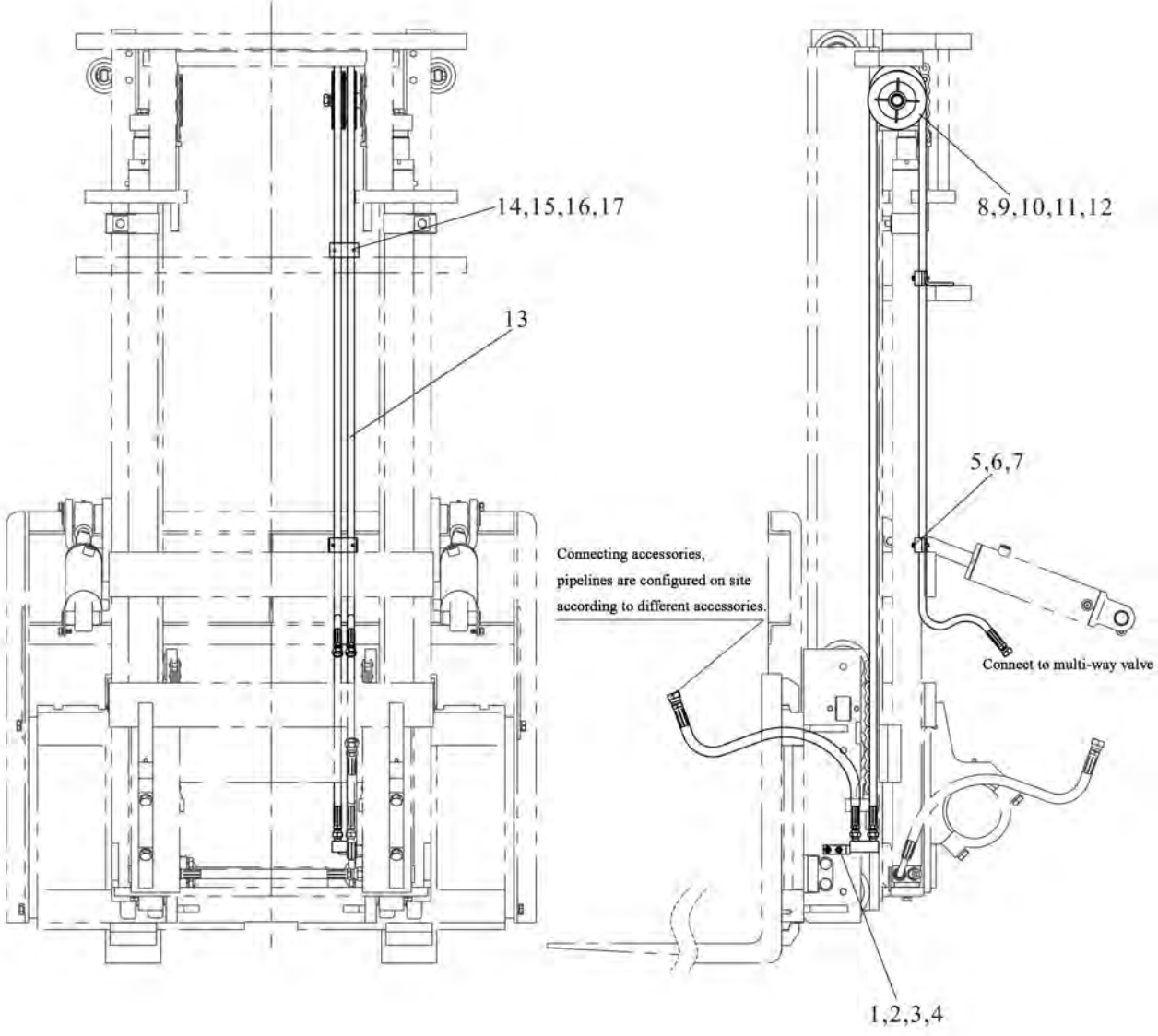
Item	Part No	Description	Q'ty	Remark
20	S30J3-70001	Pulley	1	
21	GB/T893.1	52 Elastic ring for hole	1	
22	GB/T894.1	25 External Circlips	1	
23	GB/T5785	M16×1.5×55 Bolt	1	
24	GB/T93	16 Washer,lock	1	
25	GB/T97. 1	16 Washer	1	
26	S30J3-70100	Steel Pipe ass'y	1	
27	GB/T97. 1	8 Washer	2	
28	TGLBII-13040-H40NL*J	13II×400 Hose H.P.	1	EX-B
-	TGLCII-13040-H40NL*J	13II×400 Hose H.P.	1	EX-A

---

Hydraulic system mast(Full Free 3-Stage Mast KZM)

Mast Piping Optional Parts		
Lifting Height	Hose(mm)	Remark
3700	2100	
4000	2300	
4350	2500	
4500	2600	
4800	2800	
5000	2900	
5500	3300	
6000	3600	
6500	4100	
7000	4400	
7500	4900	

Hydraulic system attachments(Normal mast KM)



Hydraulic system attachments(Normal mast KM)

Item	Part No	Description	Q'ty	Remark
1	GB/T5783	M8×25 Bolt	2	
2	GB/T93	8 Washer,Lock	2	
3	M30K3-90010	Joint fixing plate	1	
4	GJT-571-00	Elbow	2	EX-B
-	GJT-578-00	Elbow	2	EX-A
5	M30K3-90006	Band	2	
6	GB/T70.1	M6×30 Screw	2	
7	GB/T93	6 Washer,Lock	2	
8	GB/T5785	M16×1.5×75 Bolt	1	
9	GB/T93	16 Washer,Lock	1	
10	GB/T97.1	16 Washer	1	
11	SJM30A-0002	Pulley	2	
12	M30K3-90002	Bushing	1	
13	TGIBI-08XXX-J	8I×XXX Hose H.P	2	EX-B
-	TGICI-08XXX-J	8I×XXX Hose H.P	2	EX-A
14	M30K3-90001	Support	1	≥4M
15	M30K3-90006	Band	2	≥4M
16	GB/T70.1	M6×30 Screw	2	≥4M
17	GB/T93	6 Washer,Lock	2	≥4M

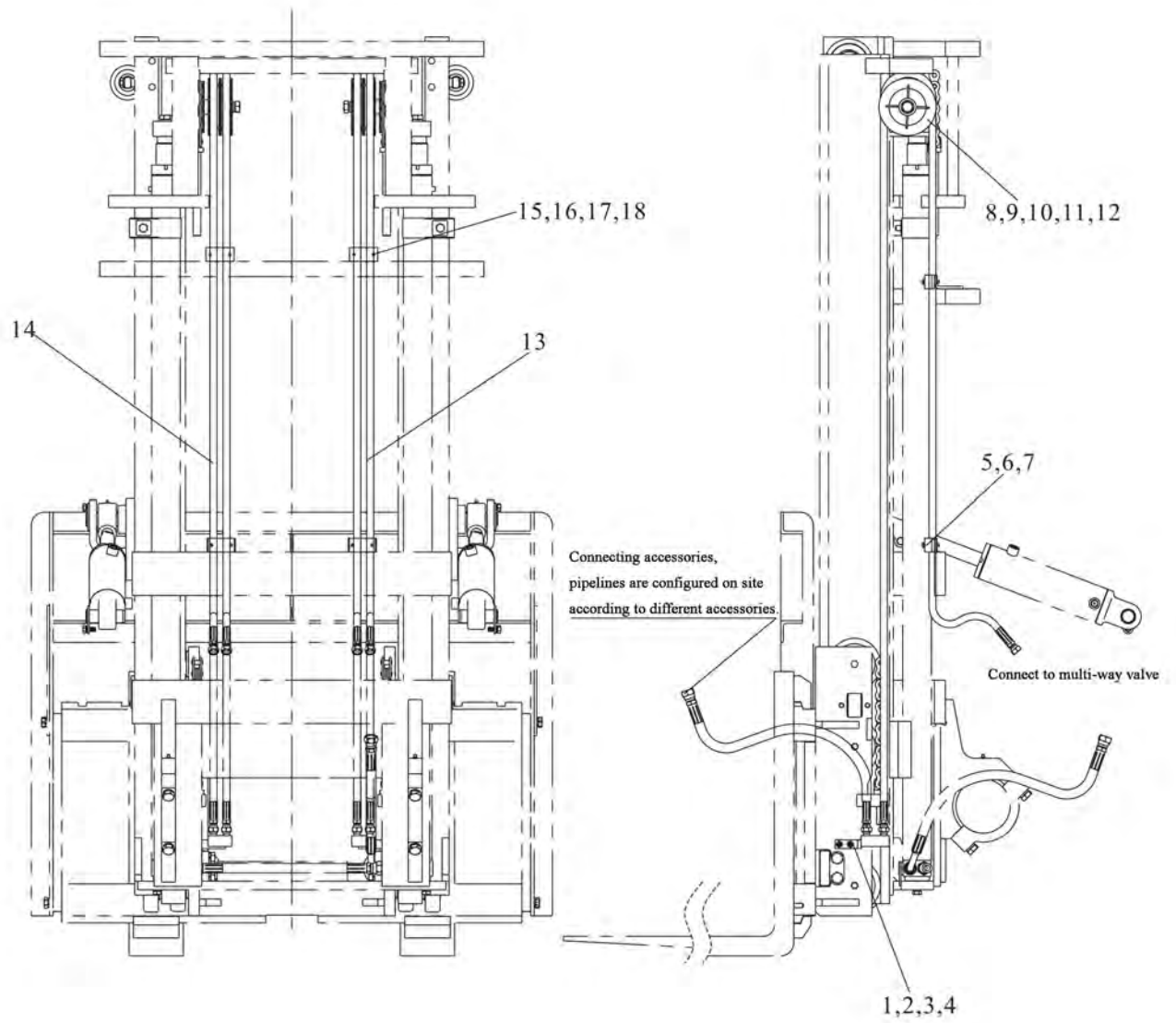
---

Hydraulic system attachments(Normal mast KM)

Mast Piping Optional Parts		
Lifting Height	Hose(mm)	Remark
2000	2600	
2500	3100	
2700	3300	
3000	3600	
3300	3900	
3500	4100	
3700	4300	
4000	4600	
4500	5100	
4800	5400	
5000	5600	
5500	6100	
6000	6600	

---

# Hydraulic system attachments(Normal mast KM)



Hydraulic system attachments(Normal mast KM)

Item	Part No	Description	Q'ty	Remark
1	GB/T5783	M8×25 Bolt	4	
2	GB/T93	8 Washer,Lock	4	
3	M30K3-90010	Plate	2	
4	GJT-571-00R	Elbow	4	EX-B
-	GJT-578-00R	Elbow	4	EX-A
5	M30K3-90006	Band	4	
6	GB/T70.1	M6×30 Screw	2	
7	GB/T93	6 Washer,Lock	4	
8	GB/T5785	M16×1.5×75 Bolt	4	
9	GB/T93	16 Washer,Lock	2	
10	GB/T97.1	16 Washer	2	
11	SJM30A-0002	Pulley	2	
12	M30K3-90002	Bushing	4	
13	TGIBI-08XXX-J	φ8×XXX Hose H.P	2	EX-B
-	TGICI-08XXX-J	φ8×XXX Hose H.P	2	EX-A
14	TGIBI-08XXX-J	φ8×XXX Hose H.P	2	EX-B
-	TGICI-08XXX-J	φ8×XXX Hose H.P	2	EX-A
15	M30K3-90001	Plate	2	≥4M
16	M30K3-90006	Band	2	≥4M
17	GB/T70.1	M6×30 Screw	2	≥4M
18	GB/T93	6 Washer,Lock	4	≥4M

---

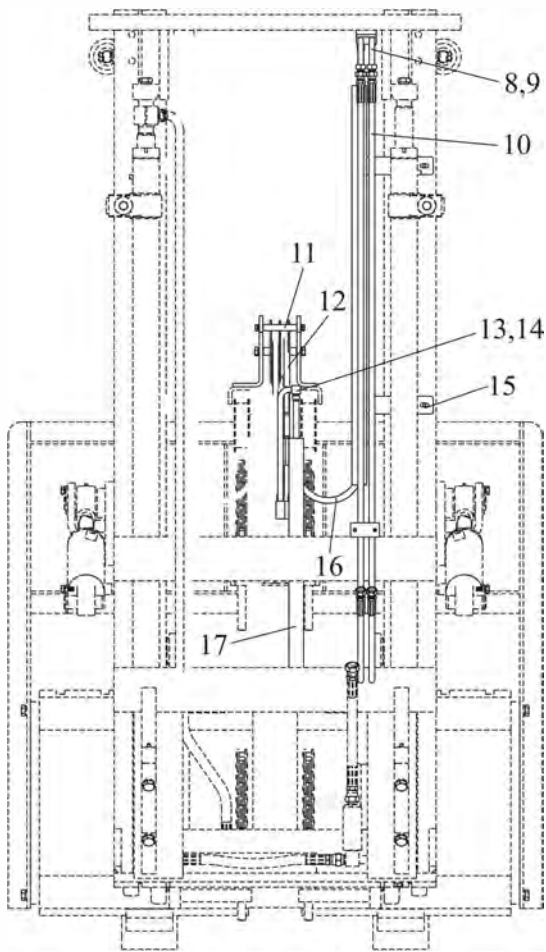
Hydraulic system attachments(Normal mast KM)

Mast Piping Optional Parts			
Lifting Height	Hose(mm)	Hose(mm)	Remark
2000	2600	2800	
2500	3100	3300	
2700	3300	3500	
3000	3600	3800	
3300	3900	4100	
3500	4100	4300	
3700	4300	4500	
4000	4600	4800	
4500	5100	5300	
5000	5600	5800	
5500	6100	6300	
6000	6600	6800	

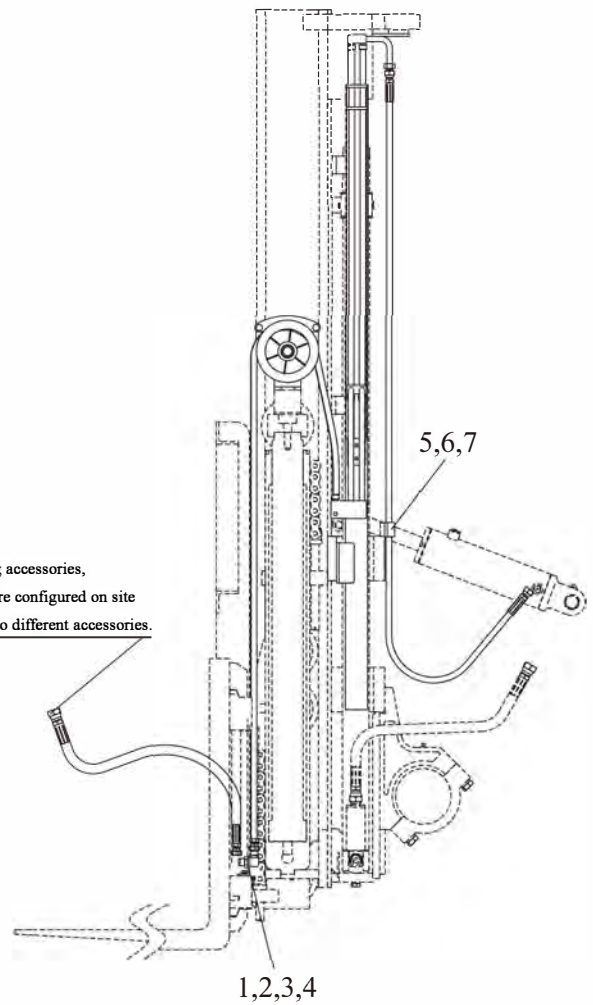


---

## Hydraulic system attachments(Full Free 2-Stage Mast KZM)



Connecting accessories,  
pipelines are configured on site  
according to different accessories.



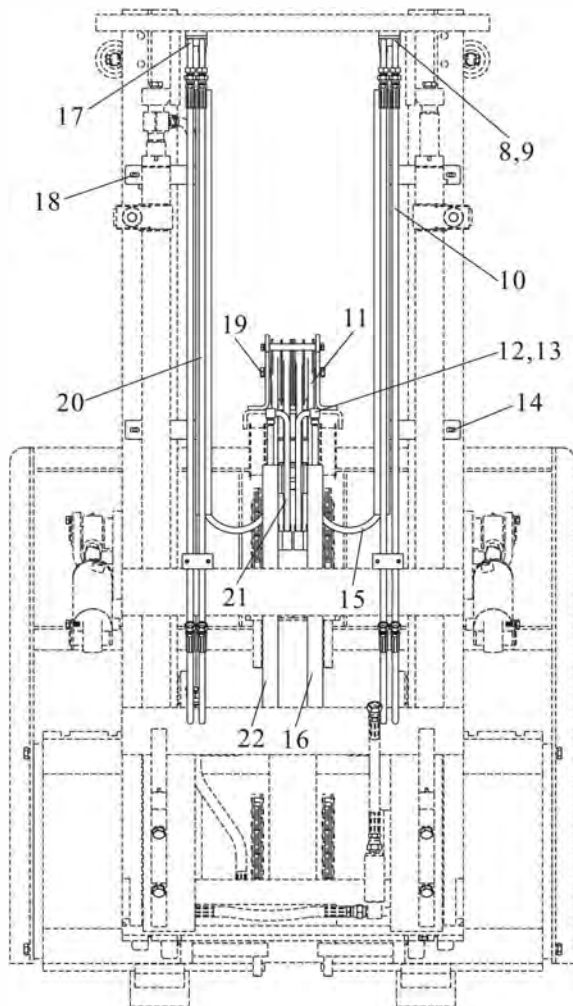
Hydraulic system attachments(Full Free 2-Stage Mast KZM)

Item	Part No	Description	Q'ty	Remark
1	S30J3-90009	Plate	1	
2	GJT-571-00	Elbow	2	EX-B
-	GJT-578-00	Elbow	2	EX-A
3	GB/T5783	M8×35 Bolt	2	
4	GB/T93	8 Washer,Lock	10	
5	M30K3-90006	Band	2	
6	GB/T70.1	M6×30 Screw	2	
7	GB/T93	6 Washer,Lock	4	
8	Z30K3-90200L	Steel pipe ass'y	1	EX-B
-	Z30K3-90500L	Steel pipe ass'y	1	EX-A
9	GB/T5783	M8×16 Bolt	6	
10	TGIBI-08XXX-J	φ 8×XXX Hose H.P	2	EX-B
-	TGICI-08XXX-J	φ 8×XXX Hose H.P	2	EX-A
11	S30K3-90200	Pulley block frame	1	
12	TGIBI-08XXX-J	φ 8×XXX Hose H.P	2	EX-B
-	TGICI-08XXX-J	φ 8×XXX Hose H.P	2	EX-A
13	Z30K3-90400R	Steel pipe ass'y	1	EX-B
-	Z30K3-90600R	Steel pipe ass'y	1	EX-A
14	GB/T 70.1	M6×12 Screw	2	
15	Z30K3-90600R	Guide groove right	1	
16	TGIBI-08XXX-J	φ 8×XXX Hose H.P	2	EX-B
-	TGICI-08XXX-J	φ 8×XXX Hose H.P	2	EX-A
17	Z30K3-90300R	Guide groove right	1	

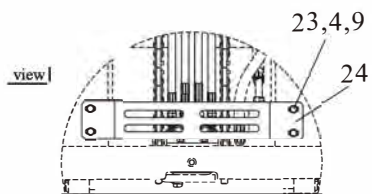
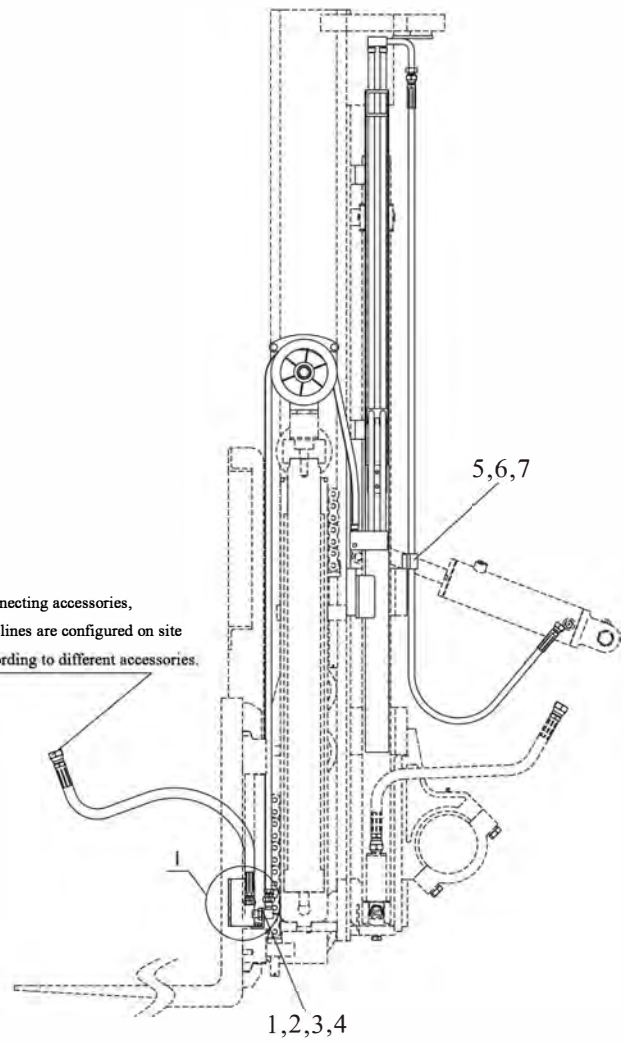
Hydraulic system attachments(Full Free 2-Stage Mast KZM)

Mast Piping Optional Parts				
Lifting Height	Hose(mm)	Hose(mm)	Hose(mm)	Remark
2000	1300	1300	1100	
2500	1550	1450	1200	
3000	1800	1550	1350	
3200	1950	1600	1400	
3300	1950	1600	1400	
3500	2050	1650	1450	
3700	2150	1700	1500	
4000	2350	1750	1600	
4500	2600	1850	1700	
5000	2850	1950	1850	
5500	3150	2100	1950	
6000	3400	2200	2100	

# Hydraulic system attachments(Full Free 2-Stage Mast KZM)



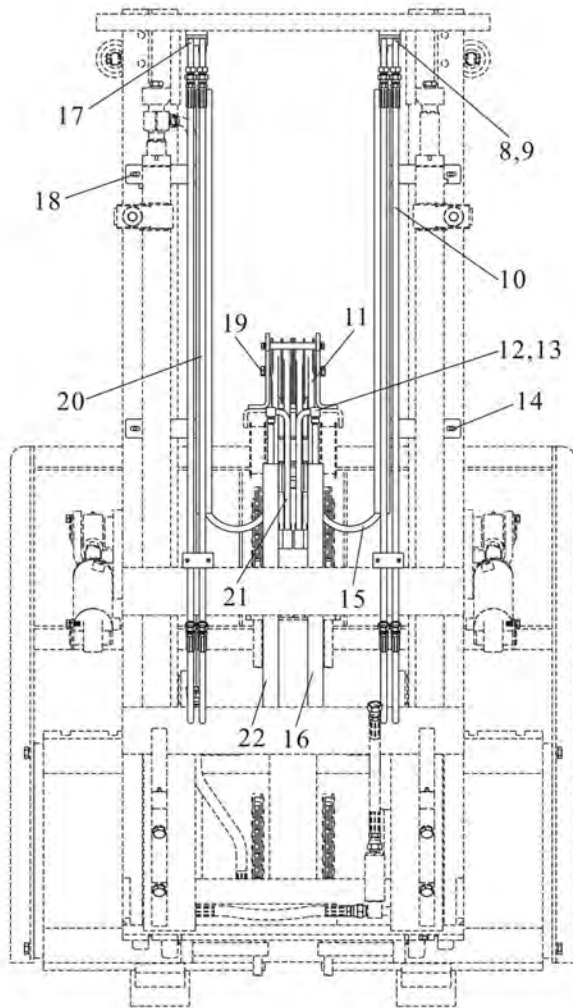
Connecting accessories,  
pipelines are configured on site  
according to different accessories.



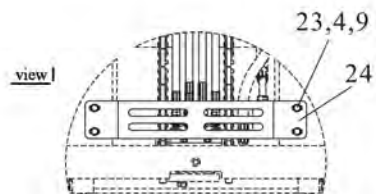
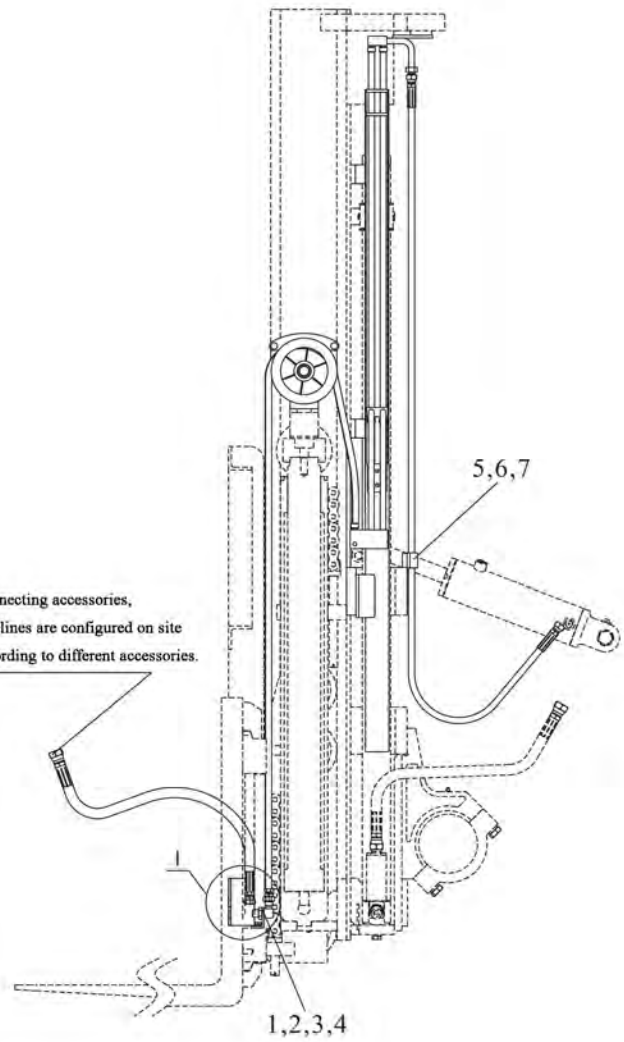
Hydraulic system attachments(Full Free 2-Stage Mast KZM)

Item	Part No	Description	Q'ty	Remark
1	S30J3-90009	Plate	1	
2	GJT-571-00	Elbow	4	
-	GJT-578-00	Elbow	2	
3	GB/T5783	M8×35 Bolt	2	
4	GB/T93	8 Washer,Lock	18	
5	M30K3-90006	Band	4	
6	GB/T70.1	M6×30 Screw	4	
7	GB/T93	6 Washer,Lock	4	
8	Z30K3-90200R	Steel Pipe ass'y	1	EX-B
-	Z30K3-90500R	Steel Pipe ass'y	1	EX-A
9	GB/T5783	M8×16 Bolt	12	
10	TGIBI-08XXX	8I×XXX Hose H.P	2	EX-B
-	TGICI-08XXX	8I×XXX Hose H.P	2	EX-A
11	TGIBI-08XXX	8I×XXX Hose H.P	4	EX-B
-	TGICI-08XXX	8I×XXX Hose H.P	4	EX-A
12	Z30K3-90400R	Steel Pipe ass'y	1	EX-B
-	Z30K3-90600R	Steel Pipe ass'y	1	EX-A
13	GB/T70.1	M6×12 Screw	4	
14	Z30K3-90100R	Guide	1	
15	TGIBI-08XXX	8I×XXX Hose H.P	4	EX-B
-	TGICI-08XXX	8I×XXX Hose H.P	4	EX-A
16	Z30K3-90300R	Guide	1	
17	Z30K3-90200L	Steel Pipe ass'y	1	EX-B
-	Z30K3-90500L	Steel Pipe ass'y	1	EX-A
18	Z30K3-90100L	Guide	1	
19	S30K3-90500	Pulley block ass'y	1	
20	TGIBI-08XXX	8I×XXX Hose H.P	2	EX-B
-	TGICI-08XXX	8I×XXX Hose H.P	2	EX-A
21	Z30K3-90400L	Steel Pipe ass'y	1	EX-B
-	Z30K3-90600L	Steel Pipe ass'y	1	EX-A

# Hydraulic system attachments(Full Free 2-Stage Mast KZM)



Connecting accessories,  
pipelines are configured on site  
according to different accessories.



Hydraulic system attachments(Full Free 2-Stage Mast KZM)

Item	Part No	Description	Q'ty	Remark
22	Z30K3-90300L	Guide	1	
23	GB/T5783	8 Washer	4	
24	Z15C3-90002	Baffle	1	

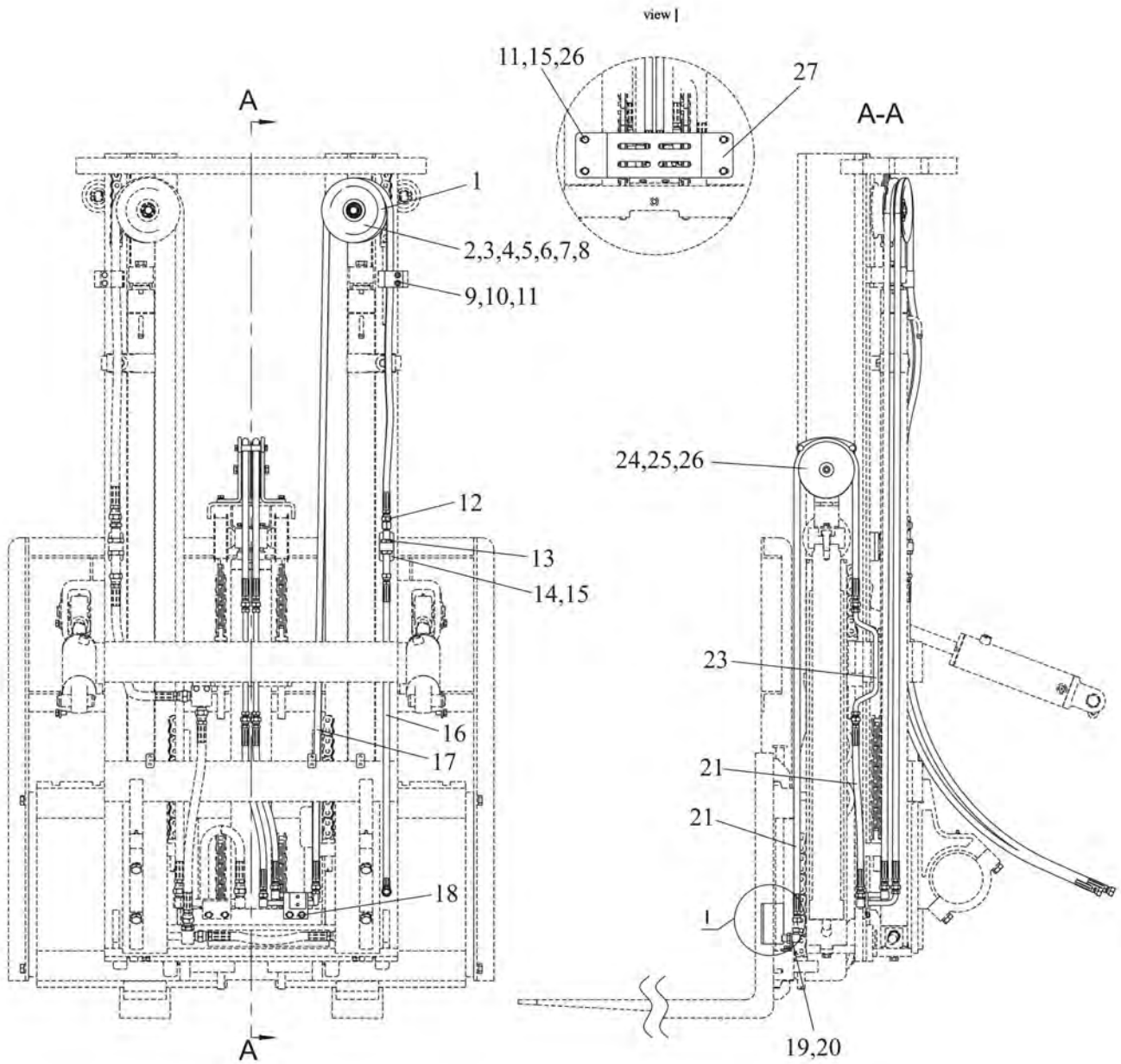
---

Hydraulic system attachments(Full Free 2-Stage Mast KZM)

Mast Piping Optional Parts					
Lifting Height	Hose(mm)	Hose(mm)	Hose(mm)	Hose(mm)	Remark
2000	1300	1300	1100	1400	
2500	1550	1450	1200	1650	
3000	1800	1550	1350	1900	
3200	1950	1600	1400	2050	
3300	1950	1600	1400	2050	
3500	2050	1650	1450	2150	
3700	2150	1700	1500	2250	
4000	2350	1750	1600	2450	
4500	2600	1850	1700	2700	
5000	2850	1950	1850	2950	
5500	3150	2100	1950	3250	
6000	3400	2200	2100	3500	



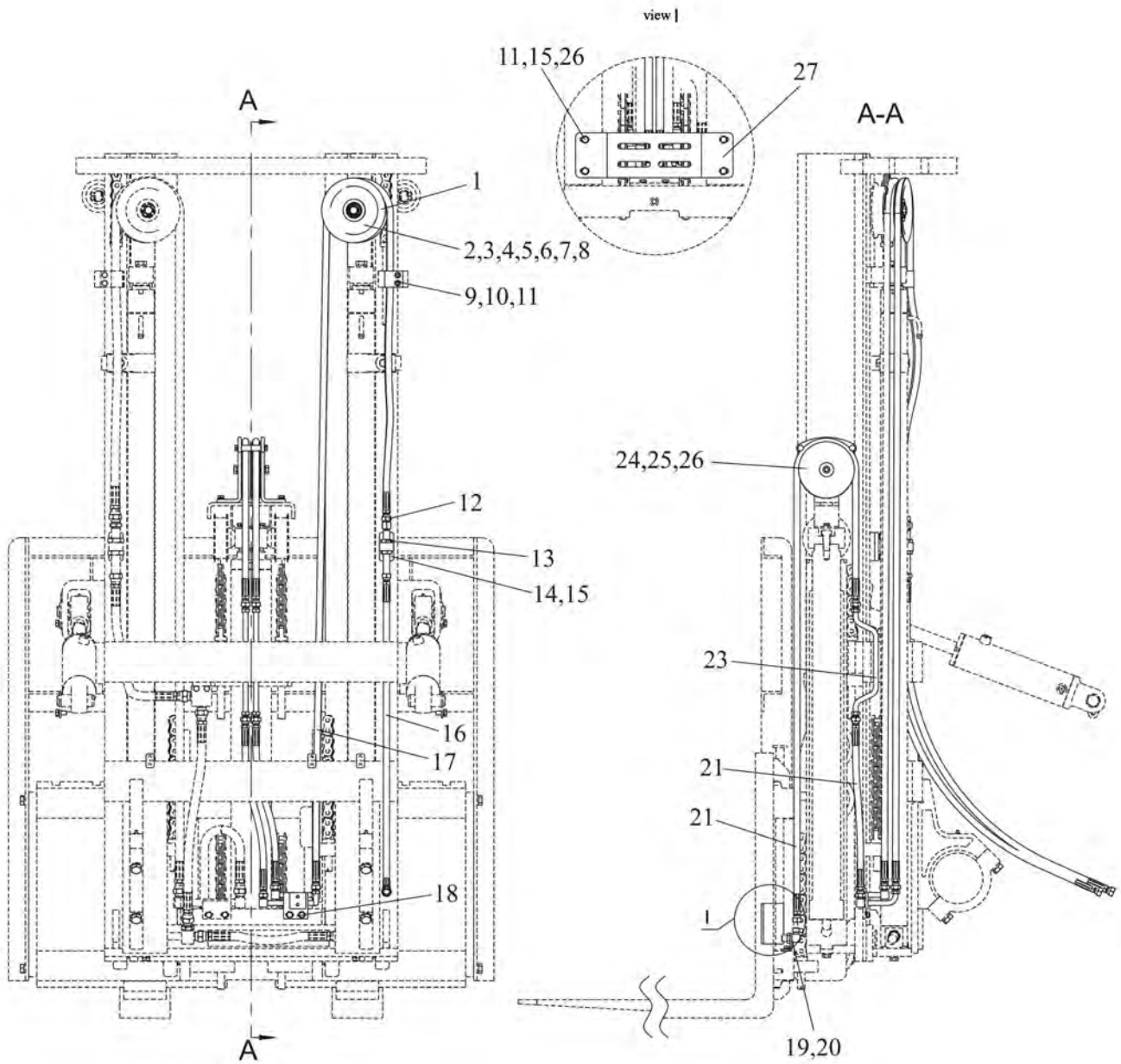
# Hydraulic system attachments(Full Free 3-Stage Mast KZM)



Hydraulic system attachments(Full Free 3-Stage Mast KZM)

Item	Part No	Description	Q'ty	Remark
1	S30J3-90009	Double pulley	1	
2	GB/T5785	M16×1.5×60 Bolt	1	
3	GB/T93	16 Washer,Lock	1	
4	GB/T97.1	16 Washer	1	
5	GB/T276	6205 Bearing	1	
6	GB/T893.1	52 Elastic ring for hole	1	
7	GB/T894.1	25 External Circlips	1	
8	S30J3-90002	Axis	1	
9	S30J3-90003	Pipe clamp	2	
10	GB/T70.1	M8×50 Screw	2	
11	GB/T93	8 Washer, lock	20	
12	GJT-180-00	Nipple	2	EX-B
-	GJT-236-00	Nipple	2	EX-A
13	GB/T6171	M16×1.5 Nut	4	EX-B
-	GB/T6171	M14×1.5 Nut	4	EX-A
14	S30J3-90006	Bracket	1	
15	GB/T5783	M8×20 Bolt	12	
16	TGIBI-08095*J	8I×950 Hose H.P	2	EX-B
-	TGICI-08095*J	8I×950 Hose H.P	2	EX-A
17	TGIBI-08XXX	8I×XXX Hose H.P	2	EX-B
-	TGICI-08XXX	8I×XXX Hose H.P	2	EX-A
18	S30J3-90100	Steel Pipe ass'y	1	EX-B
-	S30J3-90100A	Steel Pipe ass'y	1	EX-A
19	GJT-571-00	Elbow	2	EX-B
-	GJT-578-00	Elbow	2	EX-A
20	S30J3-90009	Plate	1	
21	TGIBI-08XXX*J	8I×XXX Hose H.P	2	EX-B
-	TGICI-08XXX*J	8I×XXX Hose H.P	2	EX-A
22	TGIBI-08045*J	8I×450 Hose H.P	2	EX-B
-	TGICI-08045*J	8I×450 Hose H.P	2	EX-A

Hydraulic system attachments(Full Free 3-Stage Mast KZM)



Hydraulic system attachments(Full Free 3-Stage Mast KZM)

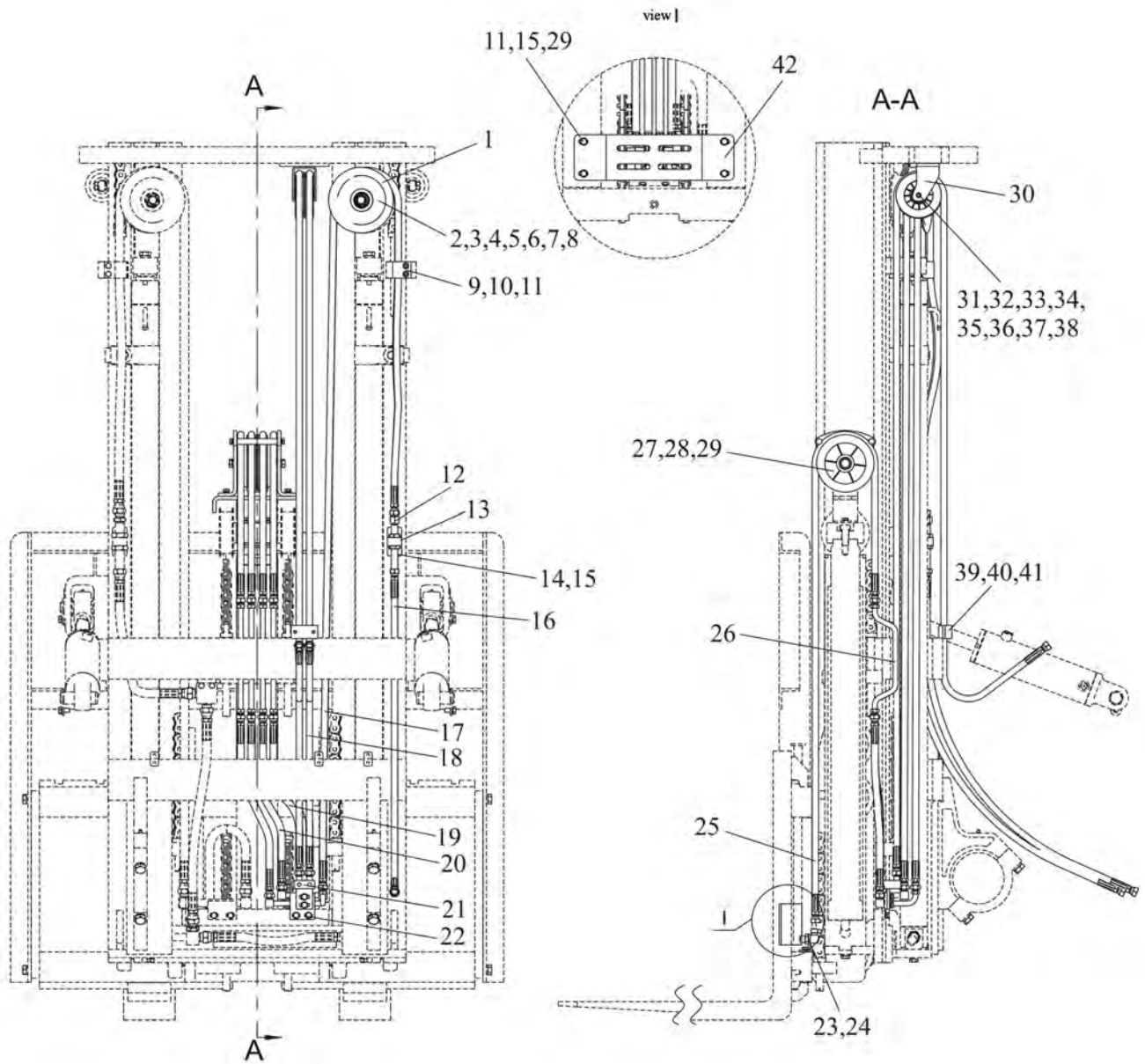
Item	Part No	Description	Q'ty	Remark
23	S30K3-90300	Steel Pipe ass'y	1	EX-B
-	S30K3-90300A	Steel Pipe ass'y	1	EX-A
24	S30K3-90200	Pulley block ass'y	1	
25	GB/T5783	M8×16 Bolt	4	
26	GB/T97.1	8 Washer	8	
27	S15C3-90001	Baffle	1	

---

Hydraulic system attachments(Full Free 3-Stage Mast KZM)

Mast Piping Optional Parts			
Lifting Height	Hose(mm)	Hose(mm)	Remark
3700	2100	1300	
4000	2300	1400	
4350	2500	1550	
4500	2600	1600	
4800	2800	1700	
5000	2900	1750	
5500	3300	1900	
6000	3600	2100	
6500	4100	2250	
7000	4400	2400	
7500	4900	2550	

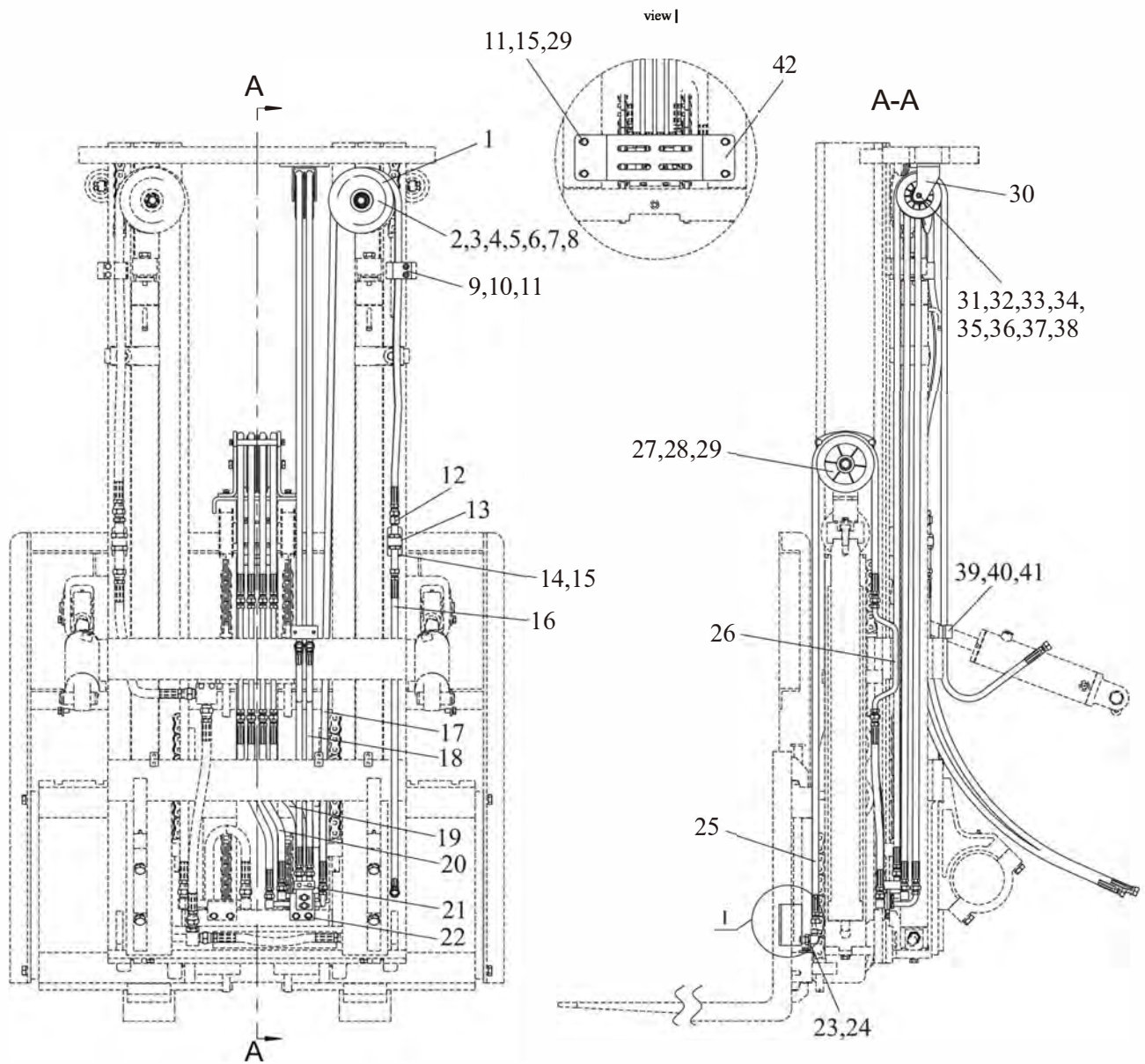
Hydraulic system attachments(Full Free 3-Stage Mast KZM)



Hydraulic system attachments(Full Free 3-Stage Mast KZM)

Item	Part No	Description	Q'ty	Remark
1	S30J3-90001	Double pulley	1	
2	GB/T5785	M16×1.5×60 Bolt	1	
3	GB/T93	16 Washer,Lock	1	
4	GB/T97.1	16 Washer	1	
5	GB/T276	6205 Bearing	1	
6	GB/T893.1	52 Elastic ring for hole	1	
7	GB/T894.1	25 External Circlips	1	
8	S30J3-90002	Axis	1	
9	S30J3-90003	Pipe clamp	2	
10	GB/T70.1	M8×50 Screw	2	
11	GB/T93	8 Washer, lock	28	
12	GJT-180-00	Nipple	2	EX-B
-	GJT-236-00	Nipple	2	EX-A
13	GB/T6171	M16×1.5 Nut	4	EX-B
-	GB/T6171	M14×1.5 Nut	4	EX-A
14	S30J3-90006	Bracket	1	
15	GB/T5783	M8×20 Bolt	10	
16	TGIBI-08095*J	8I×950 Hose H.P	2	EX-B
-	TGICI-08095*J	8I×950 Hose H.P	2	EX-A
17	TGIBI-08XXX*J	8I×XXX Hose H.P	2	EX-B
-	TGICI-08XXX*J	8I×XXX Hose H.P	2	EX-A
18	TGIBI-08XXX*J	8I×XXX Hose H.P	2	EX-B
-	TGICI-08XXX*J	8I×XXX Hose H.P	2	EX-A
19	TGIBI-08040*J	8I×400 Hose H.P	2	EX-B
-	TGICI-08040*J	8I×400 Hose H.P	2	EX-A
20	TGIBI-08045*J	8I×450 Hose H.P	2	EX-B
-	TGICI-08045*J	8I×450 Hose H.P	2	EX-A
21	S30J3-90300	Four way joint	1	
22	S30J3-90100	Steel Pipe ass'y	1	EX-B
-	S30J3-90100A	Steel Pipe ass'y	1	EX-A

# Hydraulic system attachments(Full Free 3-Stage Mast KZM)





Hydraulic system attachments(Full Free 3-Stage Mast KZM)

Item	Part No	Description	Q'ty	Remark
23	GJT-571-00	Elbow	4	
-	GJT-578-00	Elbow	4	
24	S30J3-90009	Plate	1	
25	TGIBI-08XXX*J	8I×XXX Hose H.P	4	EX-B
-	TGICI-08XXX*J	8I×XXX Hose H.P	4	EX-A
26	S30J3-90100	Steel Pipe ass'y	2	EX-B
-	S30J3-90100A	Steel Pipe ass'y	2	EX-A
27	S30K3-90500	Pulley block ass'y	1	
28	GB/T5783	M8×16 Bolt	4	
29	GB/T97.1	8 Washer	12	
30	S30J3-90400	Pulley bracket	1	
31	S30K3-90001	Pulley	1	
32	GB/T5783	M10×20 Bolt	2	
33	GB/T93	10 Washer, lock	2	
34	GB/T97.1	10 Washer	2	
35	S30J3-90005	Axis	1	
36	GB/T276	6003 Bearing	1	
37	GB/T894.1	17 External Circlips	1	
38	GB/T893.1	35 Elastic ring for hole	1	
39	M30K3-90006	Pipe clamp	2	
40	GB/T70.1	M6×30 Screw	2	
41	GB/T93	6 Washer, lock	2	
42	S15C3-90001	Baffle	1	

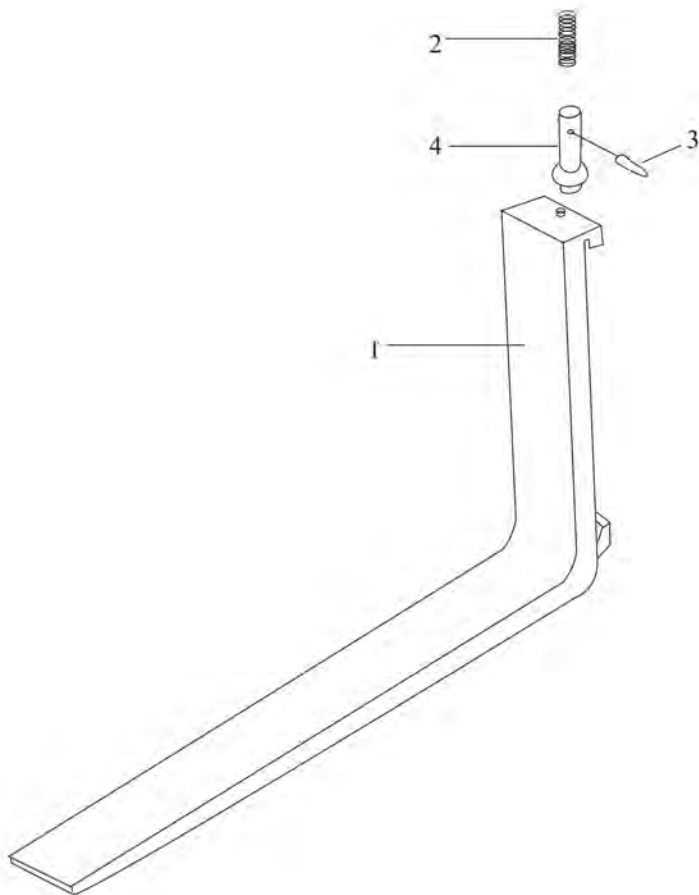
---

Hydraulic system attachments(Full Free 3-Stage Mast KZM)

Mast Piping Optional Parts				
Lifting Height	Hose(mm)	Hose(mm)	Hose(mm)	Remark
3700	2100	3100	1300	
4000	2300	3300	1400	
4350	2500	3500	1550	
4500	2600	3600	1600	
4800	2800	3800	1700	
5000	2900	3900	1750	
5500	3300	4300	1900	
6000	3600	4600	2100	
6500	4100	5100	2250	
7000	4400	5400	2400	
7500	4900	5900	2550	

---

Fork



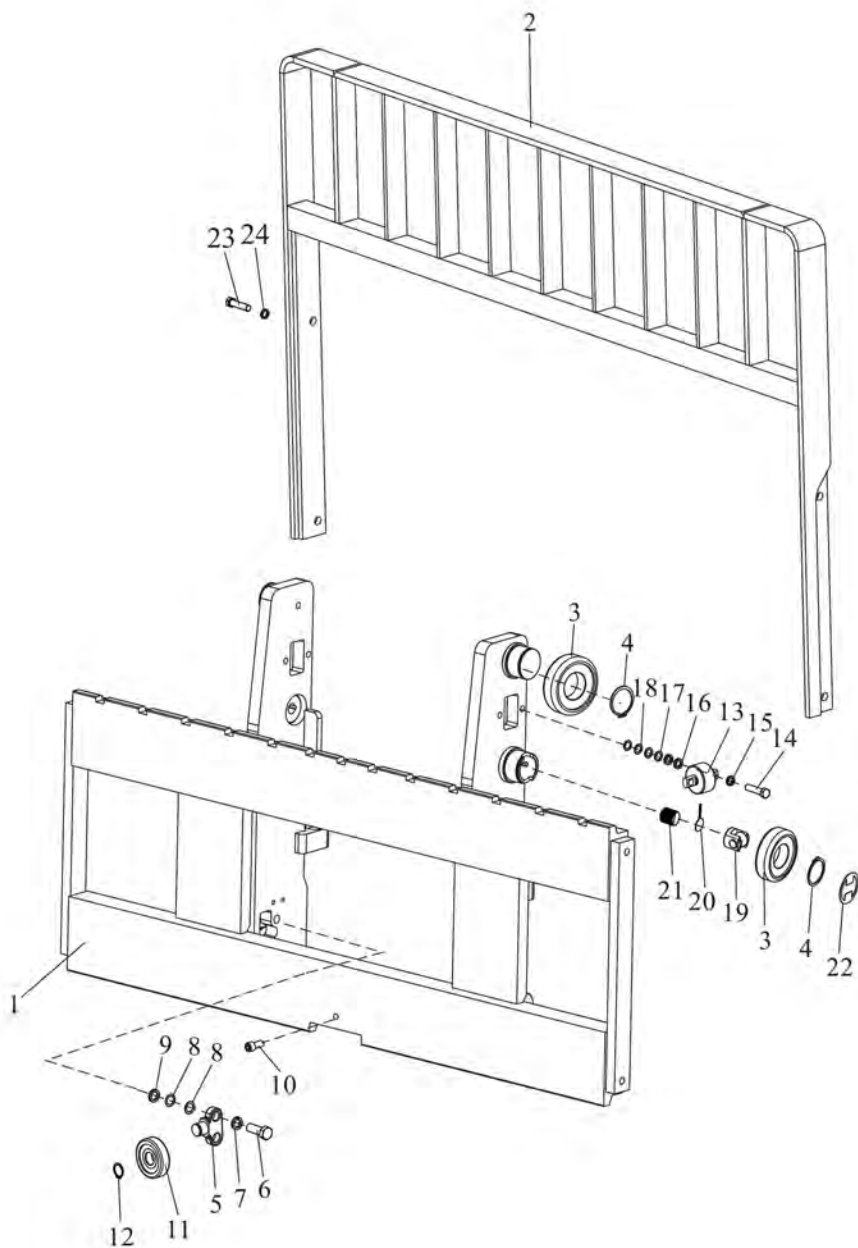
---

Fork

Item	Part No	Description	Q'ty	Remark
1	A40A3-90000	Fork ass'y	2	
2	A40A3-90001	Spring	2	
3	A40A3-90002	Pin	2	
4	A40A3-90003	Pin, stopper	2	

---

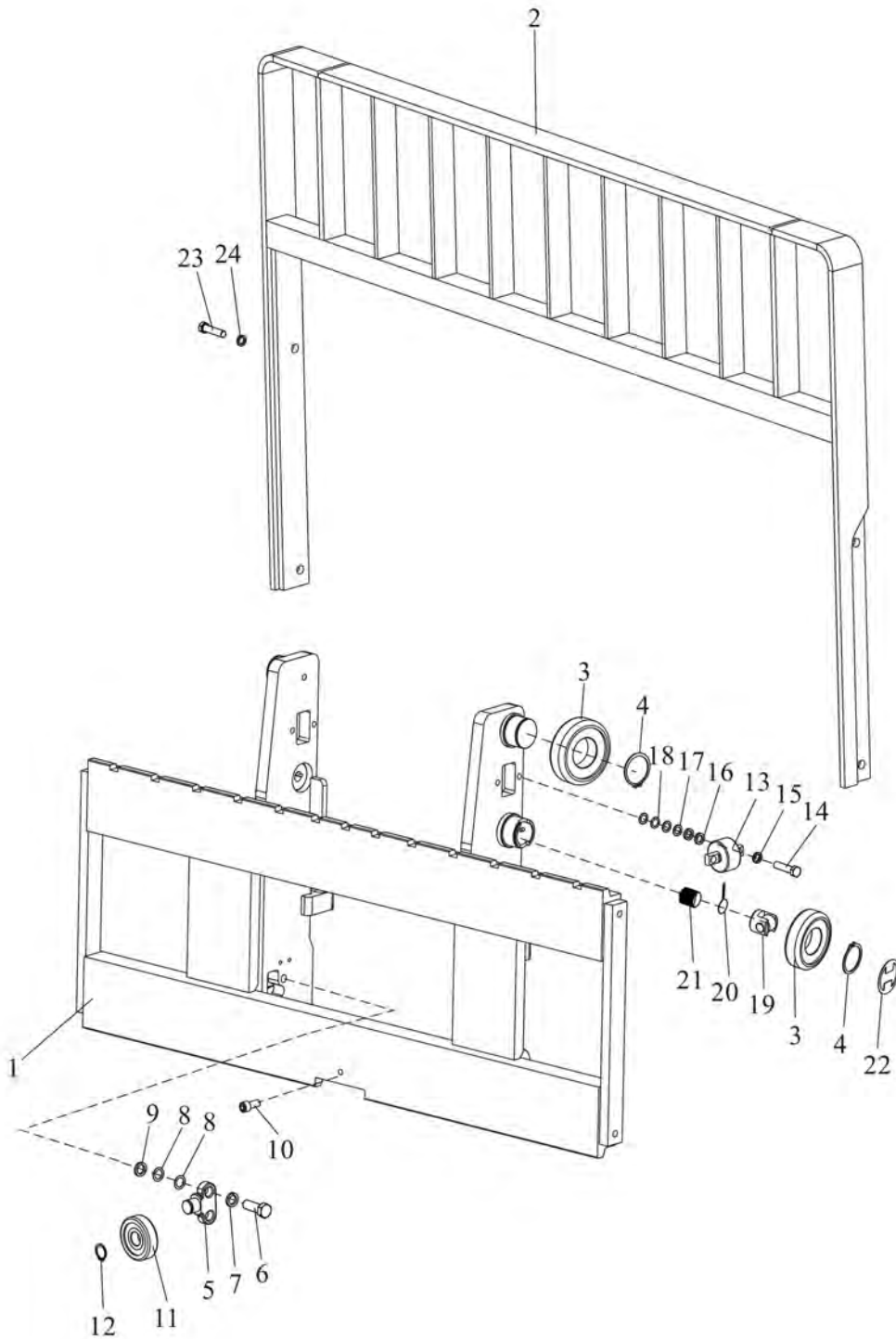
# Lift Bracket Normal Mast



## Lift Bracket Normal Mast

Item	Part No	Description	Q'ty	Remark
1	M40L3-50000	Lifting fork ass'y	1	
2	M40K3-60000	Backrest ass'y	1	
3	M30A3-40301	End Roller	6	
4	GB/T894.1	55 Snap,ring	6	
5	M30K3-40001	Shaft roller	2	
6	GB/T5786	M16×1.25×45 Bolt	4	
7	GB/T93	16 Washer, lock	4	
8	M30K3-40006	Shim	8	
9	M30K3-40007	Spacer	4	
10	GB/T70.1	M12×25 Screw	1	
11	M30K3-40200	Side roller	2	
12	GB/T894.1	25 Snap,ring	2	
13	M30K3-40100	Side roller	2	
14	GB/T5786	M12×1.25×40 Bolt	4	
15	GB/T93	12 Washer, lock	4	
16	M30K3-40002	Spacer	8	
17	M30K3-40004	Shim	8	
18	M30K3-40005	Shim	8	
19	M30A3-40202-1	Side roller	2	
20	M30A3-40203-1	Loose slice	2	
21	M30A3-40302-1	Screw	2	
22	M30A3-40205-1	Dust-Proof ring	2	
23	GB/T5783	M14×25 Bolt	4	
24	GB/T93	14 Washer, lock	4	

# Lift Bracket Full Free 2-Stage Mast



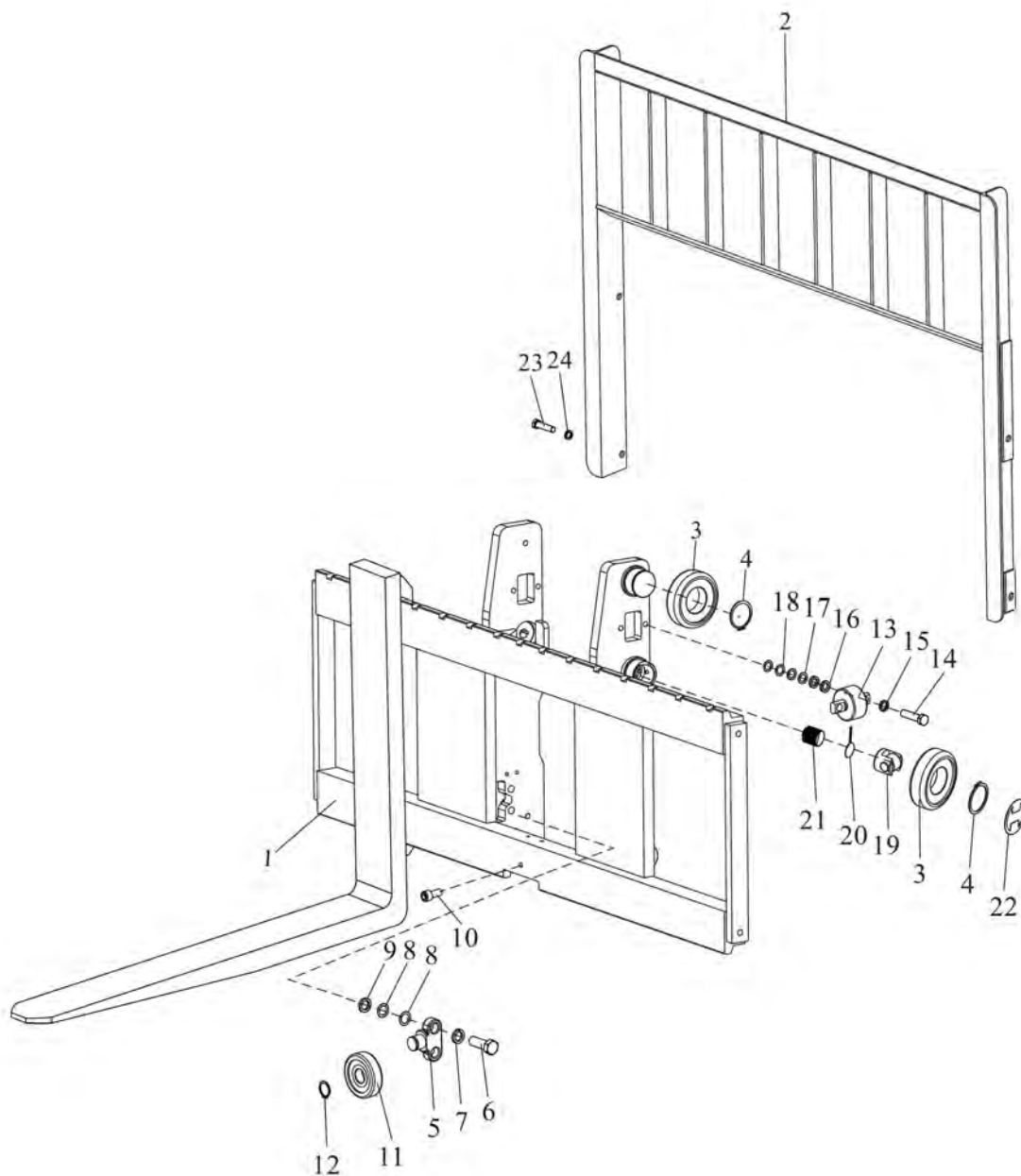
## Lift Bracket Full Free 2-Stage Mast

Item	Part No	Description	Q'ty	Remark
1	Z40L3-50000	Lifting fork ass'y	1	
2	M40K3-60000	Backrest ass'y	1	
3	M30A3-40301	End Roller	6	
4	GB/T894.1	55 Snap,ring	6	
5	M30K3-40001	Shaft roller	2	
6	GB/T5786	M16×1.25×45 Bolt	4	
7	GB/T93	16 Washer, lock	4	
8	M30K3-40006	Shim	8	
9	M30K3-40007	Spacer	4	
10	GB/T70.1	M12×25 Screw	1	
11	M30K3-40200	Side roller	2	
12	GB/T894.1	25 Snap,ring	2	
13	M30K3-40100	Side roller	2	
14	GB/T5786	M12×1.25×40 Bolt	4	
15	GB/T93	12 Washer, lock	4	
16	M30K3-40002	Spacer	8	
17	M30K3-40004	Shim	8	
18	M30K3-40005	Shim	8	
19	M30A3-40202-1	Side roller	2	
20	M30A3-40203-1	Loose slice	2	
21	M30A3-40302-1	Screw	2	
22	M30A3-40205-1	Dust-Proof ring	2	
23	GB/T5783	M14×25 Bolt	4	
24	GB/T93	14 Washer, lock	4	



---

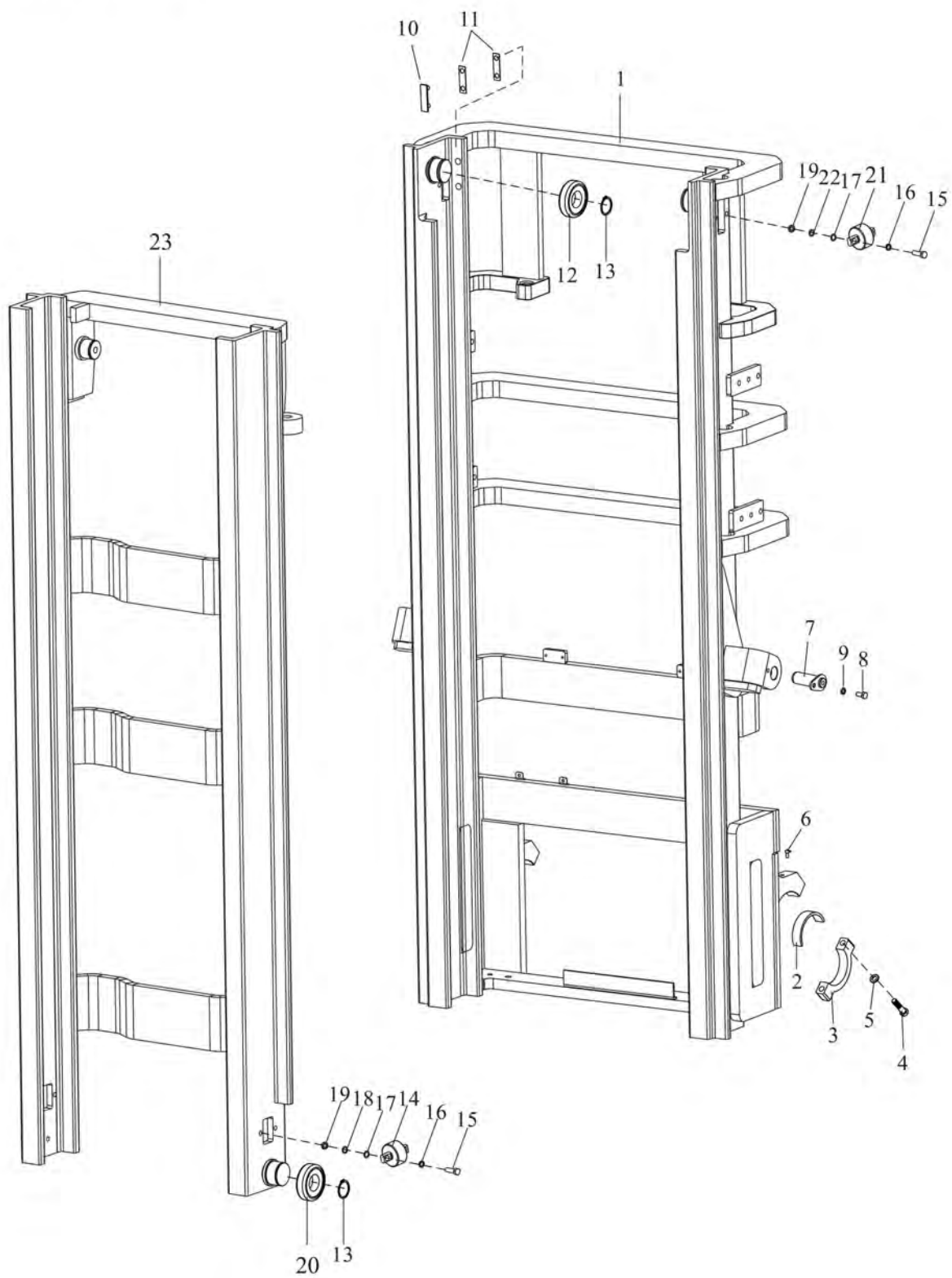
# Lift Bracket Full Free 3-Stage Mast



### Lift Bracket Full Free 3-Stage Mast

Item	Part No	Description	Q'ty	Remark
1	S40L3-50000	Lifting fork ass'y	1	
2	M40K3-60000	Backrest ass'y	1	
3	M30A3-40301	End Roller	6	
4	GB/T894.1	55 Snap,ring	6	
5	M30K3-40001	Shaft roller	2	
6	GB/T5786	M16×1.25×45 Bolt	4	
7	GB/T93	16 Washer, lock	4	
8	M30K3-40006	Shim	8	
9	M30K3-40007	Spacer	4	
10	GB/T70.1	M12×25 Screw	1	
11	M30K3-40200	Side roller	2	
12	GB/T894.1	25 Snap,ring	2	
13	M30K3-40100	Side roller	2	
14	GB/T5786	M12×1.25×40 Bolt	4	
15	GB/T93	12 Washer, lock	4	
16	M30K3-40002	Spacer	8	
17	M30K3-40004	Shim	8	
18	M30K3-40005	Shim	8	
19	M30A3-40202-1	Side roller	2	
20	M30A3-40203-1	Loose slice	2	
21	M30A3-40302-1	Screw	2	
22	M30A3-40205-1	Dust-Proof ring	2	
23	GB/T5783	M14×25 Bolt	4	
24	GB/T93	14 Washer, lock	4	

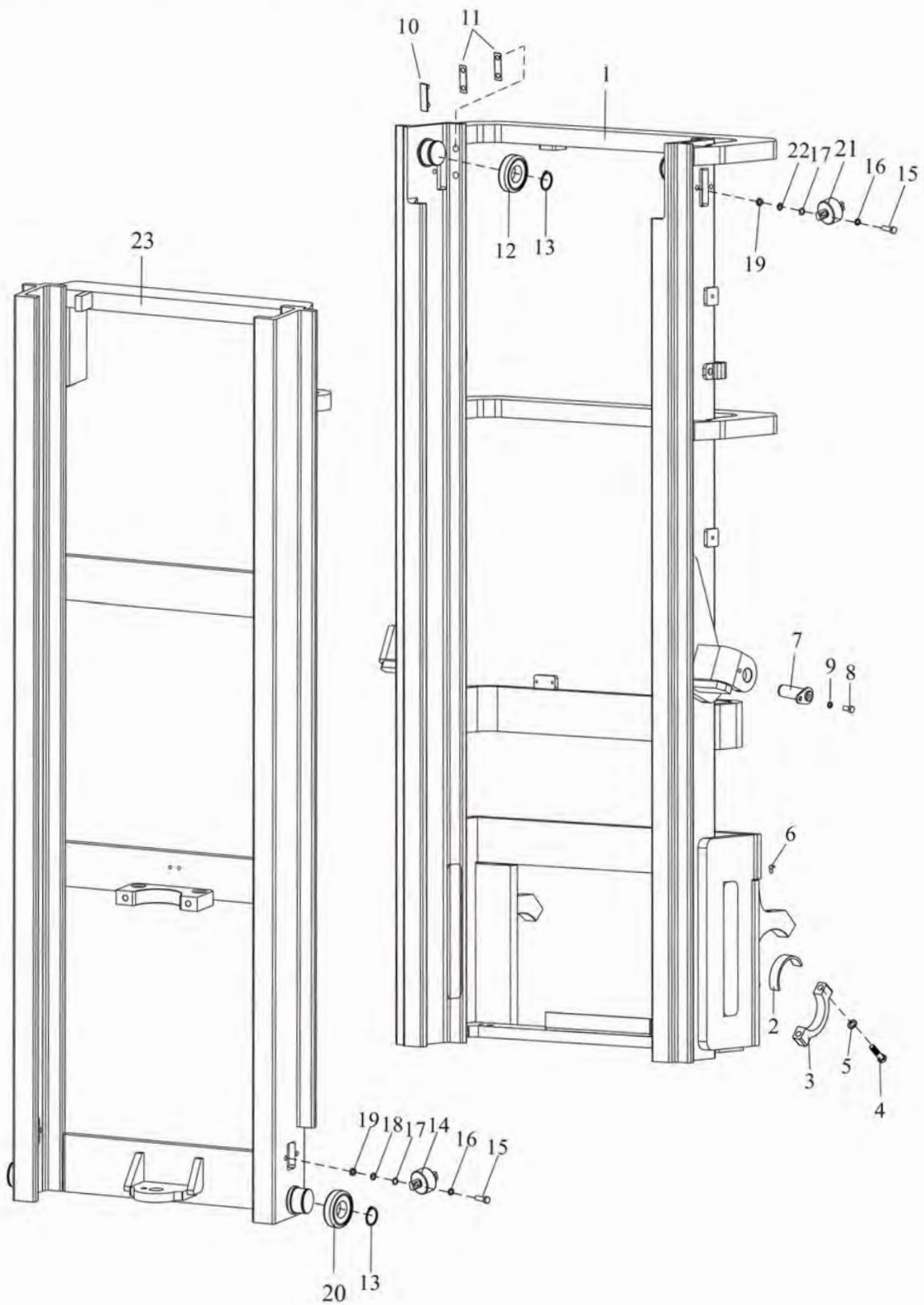
# Mast (Normal mast KM)



### Mast (Normal mast KM)

Item	Part No	Description	Q'ty	Remark
1	M40L3-10000	Mast,outer	1	
2	M30A3-00002	Bushing	2	
3	M30A3-00001	Cap	4	
4	GB/T5785	M16×1.5×70 Bolt	4	
5	GB/T93	16 Washer,lock	4	
6	JB/T7940.1	M10×1 Oil cup	2	
7	M30A3-00100	Pin axle	2	
8	GB/T5786	M10×1.25×20 Bolt	2	
9	GB/T93	10 Washer,lock	2	
10	M30A3-40001	Slipper	2	
11	M30A3-40002/3	Shim	4	
12	M30A3-40201	End Roller	2	
13	GB/T894.1	55 Snap,ring	4	
14	M30K3-40100	Side roller	2	
15	GB/T5786	M12×1.25×40 Bolt	8	
16	GB/T93	12 Washer, lock	8	
17	M30K3-40002	Spacer	16	
18	M30K3-40005	Shim	16	
19	M30K3-40006	Shim	16	
20	M30A3-40301	End Roller	2	
21	M30K3-40300	Side roller	2	
22	M30K3-40004	Shim	16	
23	M40L3-30000	Mast,inner	1	

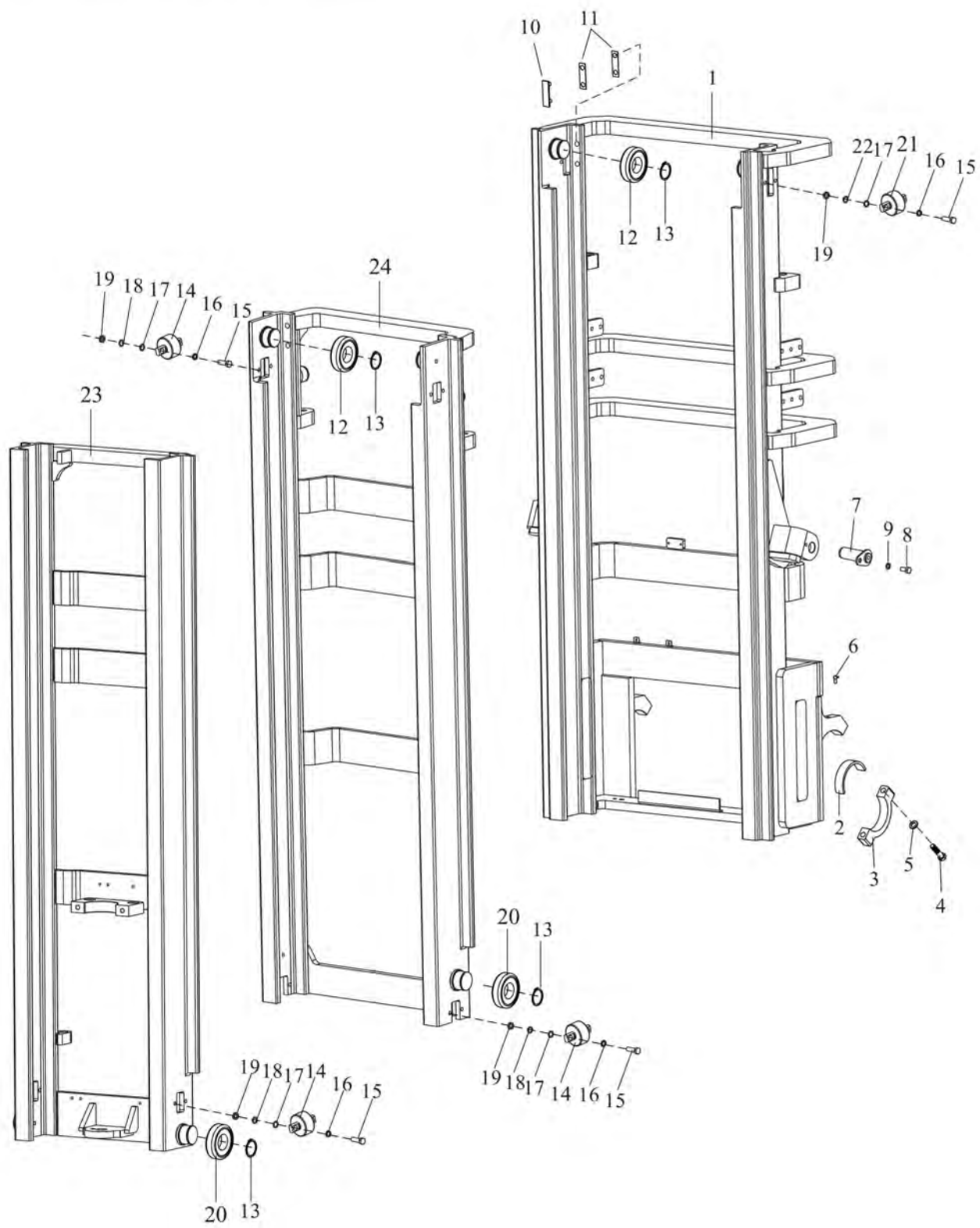
Mast (Full free 2-stage mast KZM)



Mast (Full free 2-stage mast KZM)

Item	Part No	Description	Q'ty	Remark
1	Z40L3-10000	Mast,outer	1	
2	M30A3-00002	Bushing	2	
3	M30A3-00001	Cap	4	
4	GB/T5785	M16×1.5×70 Bolt	4	
5	GB/T93	16 Washer,lock	4	
6	JB/T7940.1	M10×1 Oil cup	2	
7	M30A3-00100	Pin axle	2	
8	GB/T5786	M10×1.25×20 Bolt	2	
9	GB/T93	10 Washer,lock	2	
10	M30A3-40001	Slipper	2	
11	M30A3-40002/3	Shim	4	
12	M30A3-40201	End Roller	2	
13	GB/T894.1	55 Snap,ring	4	
14	M30K3-40100	Side roller	2	
15	GB/T5786	M12×1.25×40 Bolt	8	
16	GB/T93	12 Washer, lock	8	
17	M30K3-40002	Spacer	16	
18	M30K3-40005	Shim	16	
19	M30K3-40006	Shim	16	
20	M30A3-40301	End Roller	2	
21	M30K3-40300	Side roller	2	
22	M30K3-40004	Shim	16	
23	Z40L3-30000	Mast,inner	1	

Mast (Full free 3-stage mast KZM)

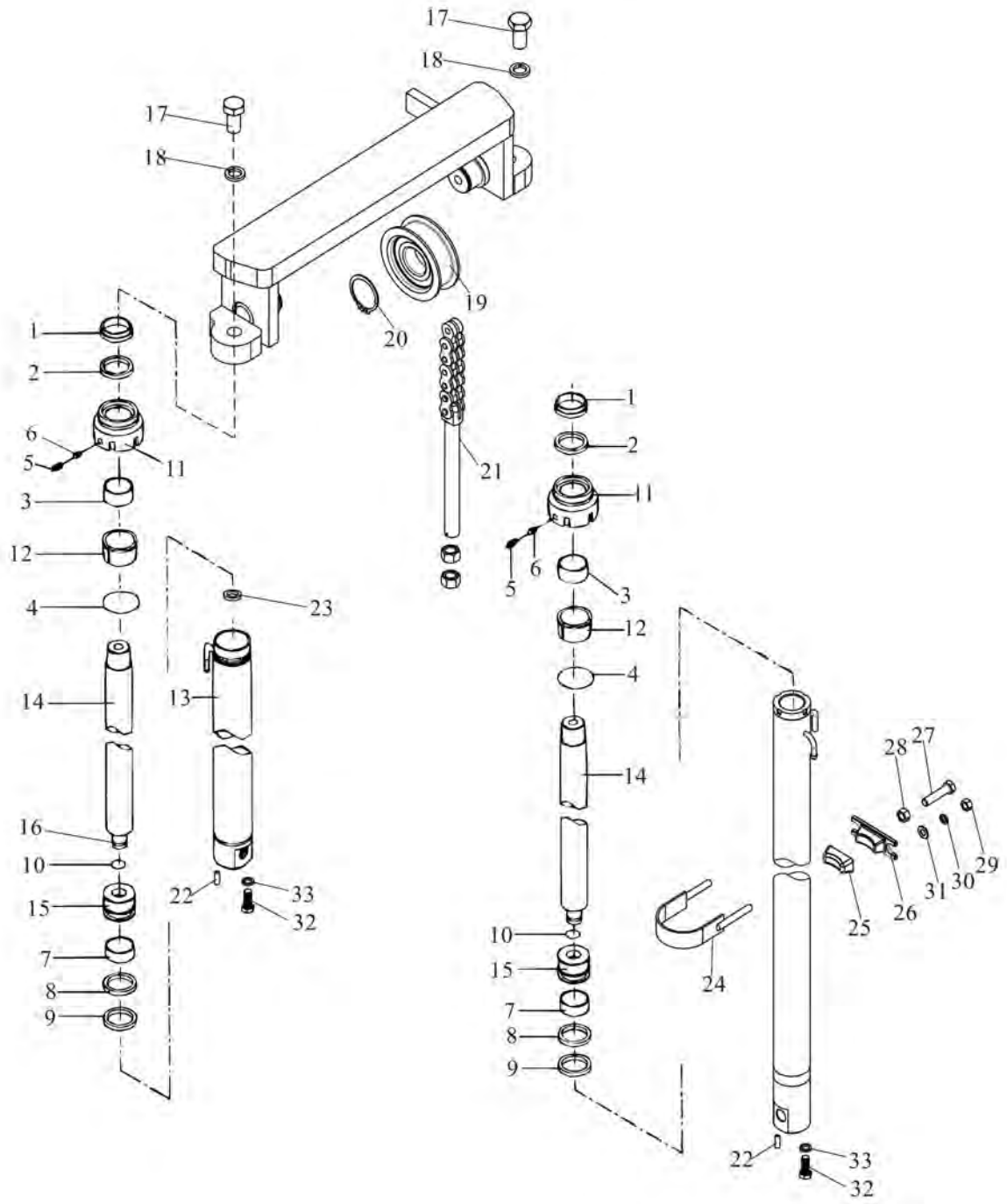


Mast (Full free 3-stage mast KZM)

Item	Part No	Description	Q'ty	Remark
1	S40L3-10000	Mast,outer	1	
2	M30A3-00002	Bushing	2	
3	M30A3-00001	Cap	4	
4	GB/T5785	M16×1.5×70 Bolt	4	
5	GB/T93	16 Washer,lock	4	
6	JB/T7940.1	M10×1 Oil cup	2	
7	M30A3-00100	Pin axle	2	
8	GB/T5786	M10×1.25×20 Bolt	2	
9	GB/T93	10 Washer,lock	2	
10	M30A3-40001	Slipper	2	
11	M30A3-40002/3	Shim	4	
12	M30A3-40201	End Roller	4	
13	GB/T894.1	55 Snap,ring	8	
14	M30K3-40100	Side roller	6	
15	GB/T5786	M12×1.25×40 Bolt	12	
16	GB/T93	12 Washer, lock	12	
17	M30K3-40002	Spacer	32	
18	M30K3-40005	Shim	32	
19	M30K3-40006	Shim	32	
20	M30A3-40301	End Roller	2	
21	M30K3-40300	Side roller	2	
22	M30K3-40004	Shim	8	
23	S40L3-30000	Mast,inner	1	
24	S40L3-20000	Mast,Middle	1	



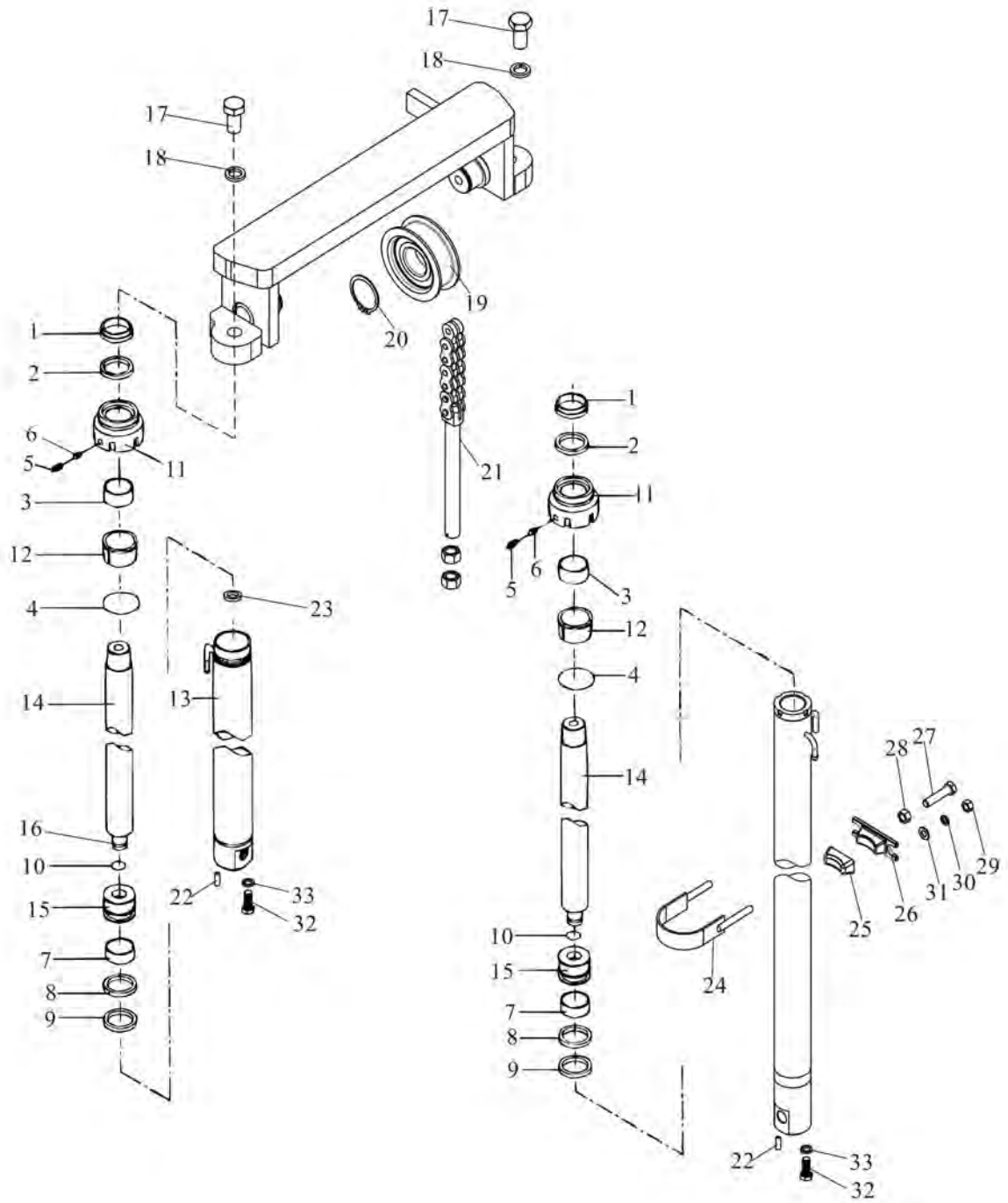
# Lift Cylinder(Normal Mast KM)



## Lift Cylinder(Normal Mast KM)

Item	Part No	Description	Q'ty	Remark
A	A35D4-10100L/R	Lift cylinder ass,y	2	
1	A35A4-10103	50×62×7/10 Dust ring	2	
2	A35A4-10104	50×60×6 Ring	2	
3	A35A4-10105	5040 Guide bushing	2	
4	GB/T1235	75×3.1 O-ring	2	
5	GB/T80	M8×8 Screw	4	
6	A35A4-10106	6×3 Plug	4	
7	A35A4-10107	60×20×2.5 Wearing	2	
8	A35A4-10108	63×53×3 Ring, back up	2	
9	A35A4-10109	63×53×6 Ring	2	
10	A35A4-10110	Snap ring	2	
11	A35A4-10111	Cap, lift cylinder	2	
12	A35A4-10112	Sleeve	2	
13	A35B4-10101	Cylinder	2	
14	A35B4-10102	Piston rod	2	
15	A35A4-10113	Piston	2	
16	A35A4-10114	Spacer	2	
17	GB/T5786	M20×1.5×50 Bolt	2	
18	GB/T93	20 Washer,lock	2	
19	M35A3-80100	Sheave	2	
20	GB/T894.1	45 Snap ring	2	
21	LH1634×N	Chain ass'y	2	
22	GB/T119.1	D10×26 Pin	2	
23	S30A3-80001	Adjustable pad	2	
24	M35K3-80100	Oil cylinder hoop	2	
25	M30A3-80002	Spacer	2	
26	M30A3-80003	Support	2	
27	GB/T5786	M12×1.25×50 Bolt	2	
28	GB/T6171	M12×1.25 Nut	2	
29	GB/T6170	M10 Nut	4	

# Lift Cylinder(Normal Mast KM)

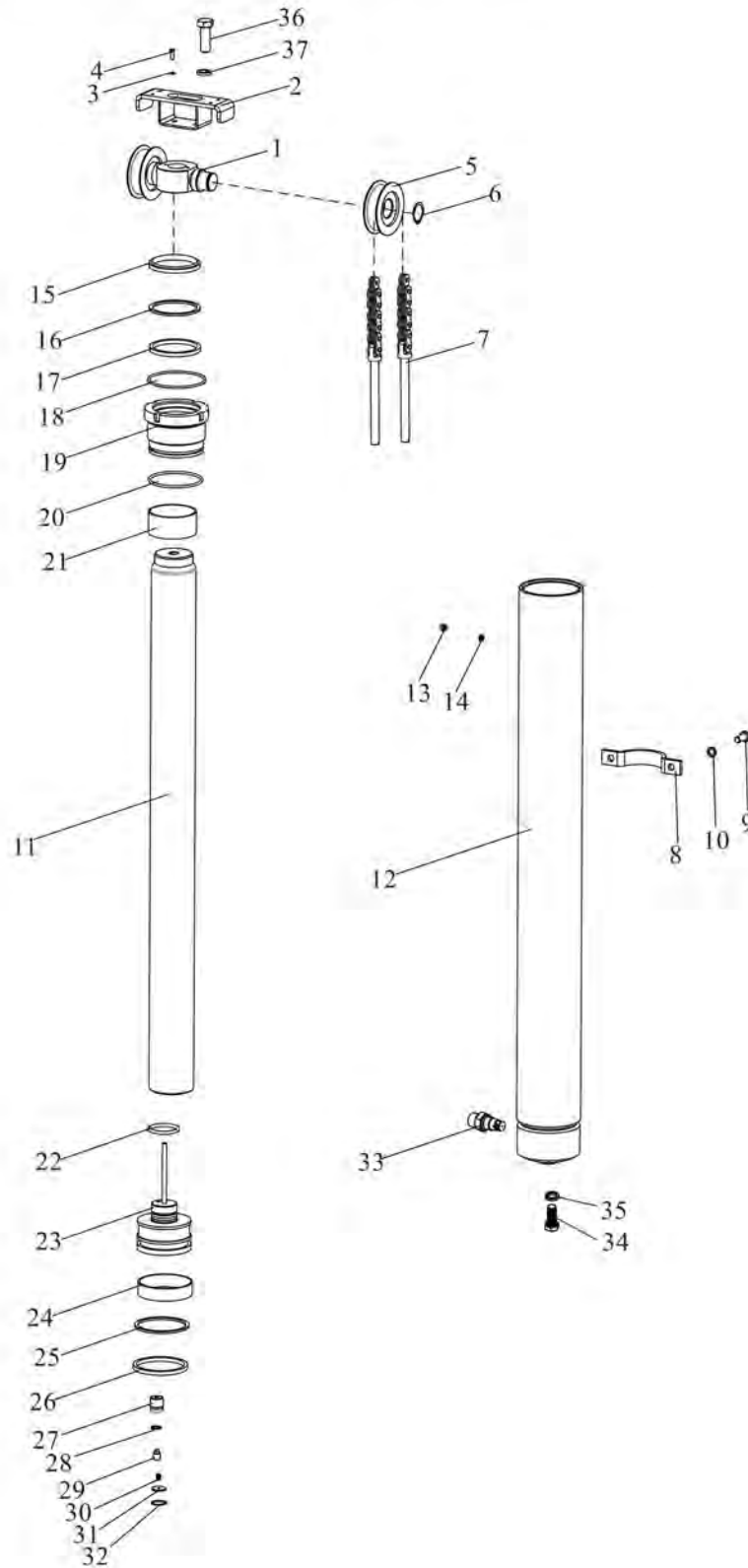


---

Lift Cylinder(Normal mast KM)

Item	Part No	Description	Q'ty	Remark
30	GB/T93	10 Washer,lock	4	
31	GB/T97.1	10 Washer	4	
32	GB/T5786	M12×1.25×35 Bolt	2	
33	GB/T93	12 Washer,lock	2	

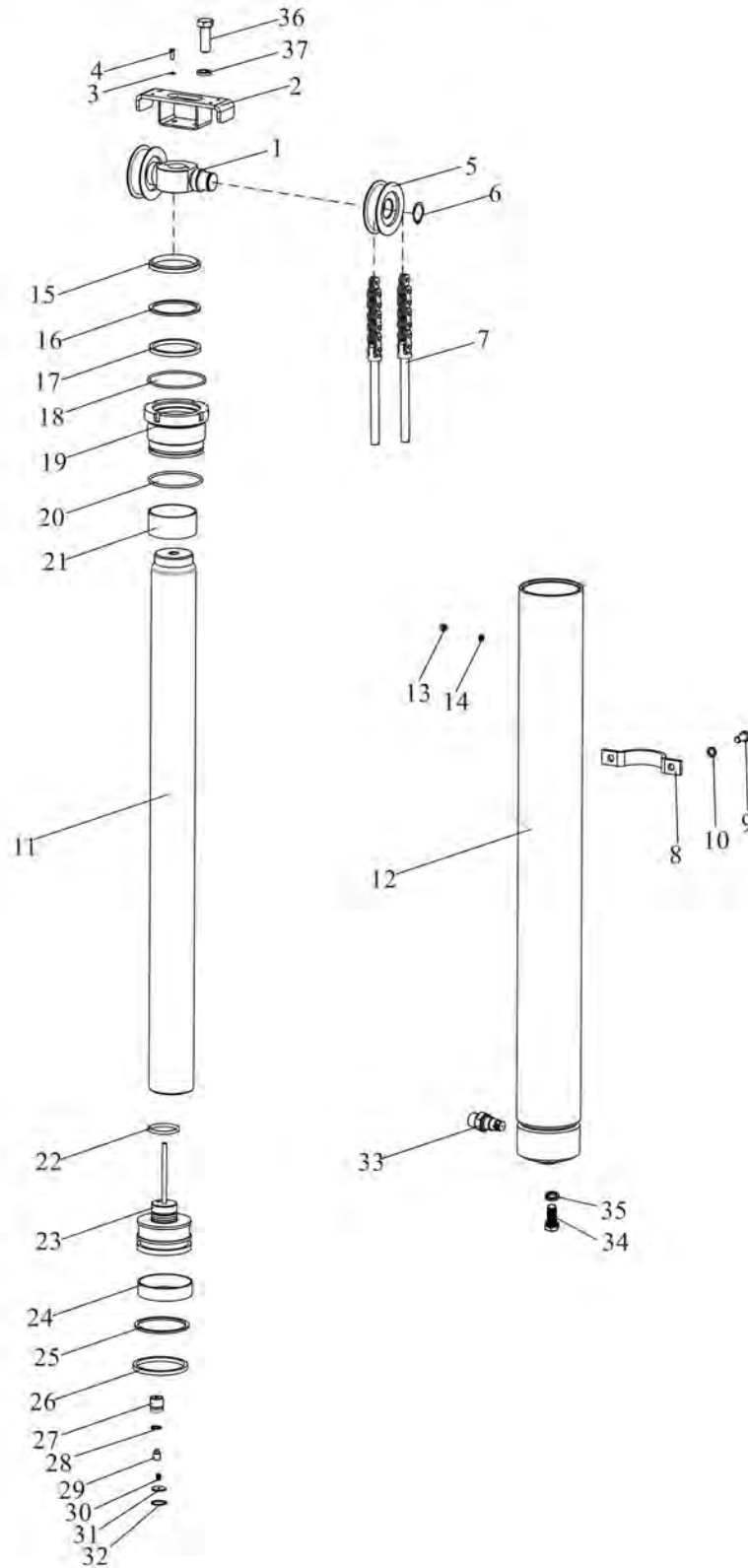
# Front Lift Cylinder (Full Free 2-Stage Mast KZM)



## Front Lift Cylinder (Full Free 2-Stage Mast KZM)

Item	Part No	Description	Q'ty	Remark
A	A35B4-10300	Front lift cylinder ass'y	1	
1	S35K3-80100	Sheave Seat	1	
2	S35K3-80200	Stopper chain	1	
3	GB/T93	8 Washer,lock	2	
4	GB/T5783	M8×16 Bolt	2	
5	M35A3-80100	Sheave	2	
6	GB/T894.1	40 Snap ring	2	
7	LH1634×N	Chain ass'y	2	
8	Z35K3-80001	Support	1	
9	GB/T5783	M14×35 Bolt	2	
10	GB/T93	14 Washer,lock	2	
11	A35B4-10301	Piston rod ass'y	1	
12	A35B4-10302	Cylinder	1	
13	GB/T6190	M6×5 Screw	1	
14	A30B4-10303	Gasket	1	
15	A35B4-10303	75×85×6/8 Dust ring	1	
16	A35B4-10304	85×75×3 Snap ring	1	
17	A35B4-10305	75×85×6 Ring	1	
18	GB/T1235	100×3.1 O-ring	1	
19	A35B4-10306	Guide sleeve	1	
20	GB/T1235	95×3.1 O-ring	1	
21	A35B4-10307	Guide bushing	1	
22	A35B4-10308	Snap ring	1	
23	A35B4-10309	Piston	1	
24	A35B4-10310	95×20×2.5 Backup ring	1	
25	A35B4-10311	95×85×3 Stopper	1	
26	A35B4-10312	95×80×9 Sear ring	1	
27	A30B4-10313	Spool	1	
28	GB/T1235	20×2.4 O-ring	1	
29	A30A4-10314	Spring	1	

# Front Lift Cylinder (Full Free 2-Stage Mast KZM)

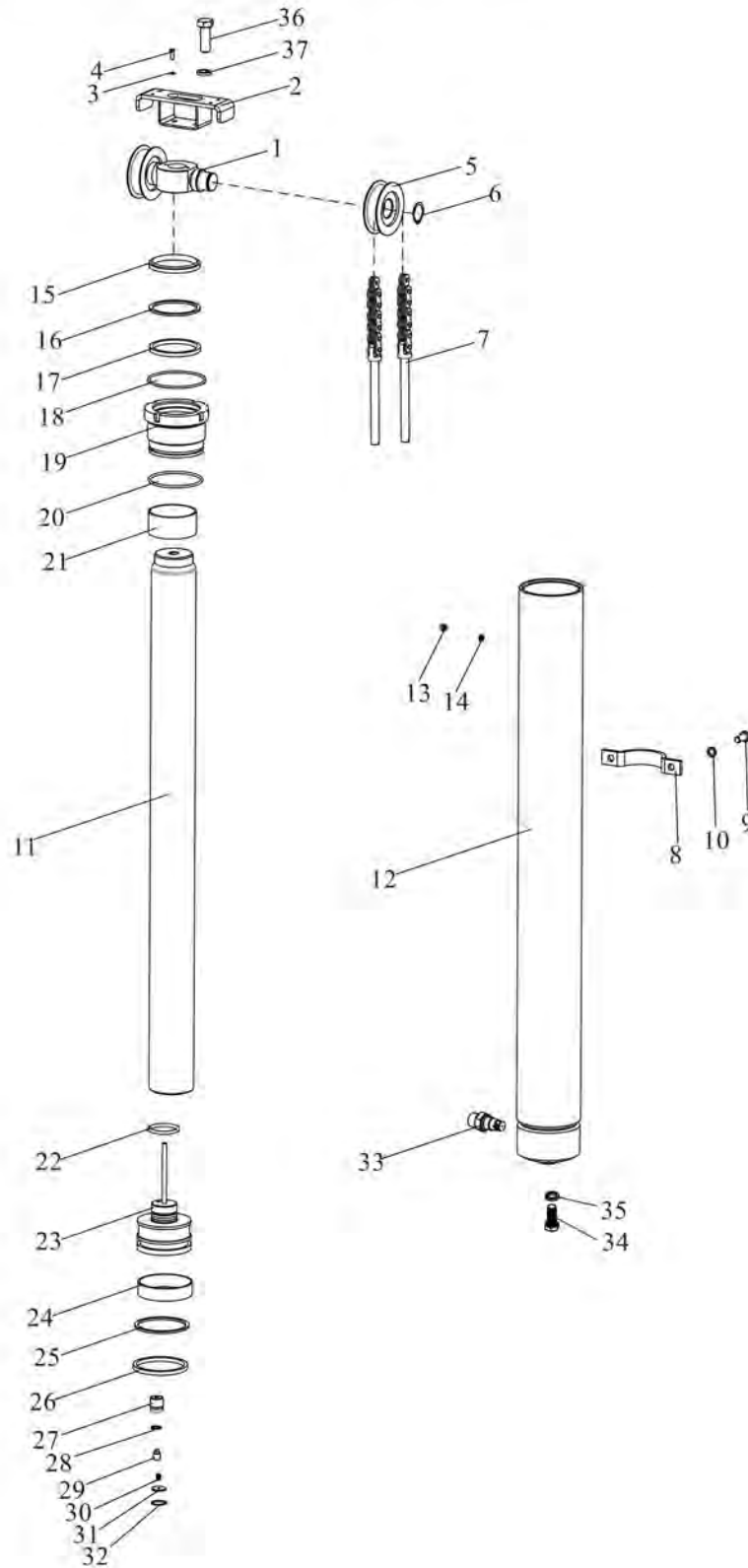


Front Lift Cylinder (Full Free 2-Stage Mast KZM)

Item	Part No	Description	Q'ty	Remark
30	A30B4-10315	Spool	1	
31	A30B4-10316	Catch	1	
32	A30B4-10317	Stopper	1	
33	A35B4-10300-01	Explosion-proof valve	1	
34	GB/T5786	M12×1.25×35 Bolt	1	
35	GB/T93	12 Washer,lock	1	
36	GB/T5786	M16×55 Bolt	1	
37	GB/T93	16 Washer,lock	1	



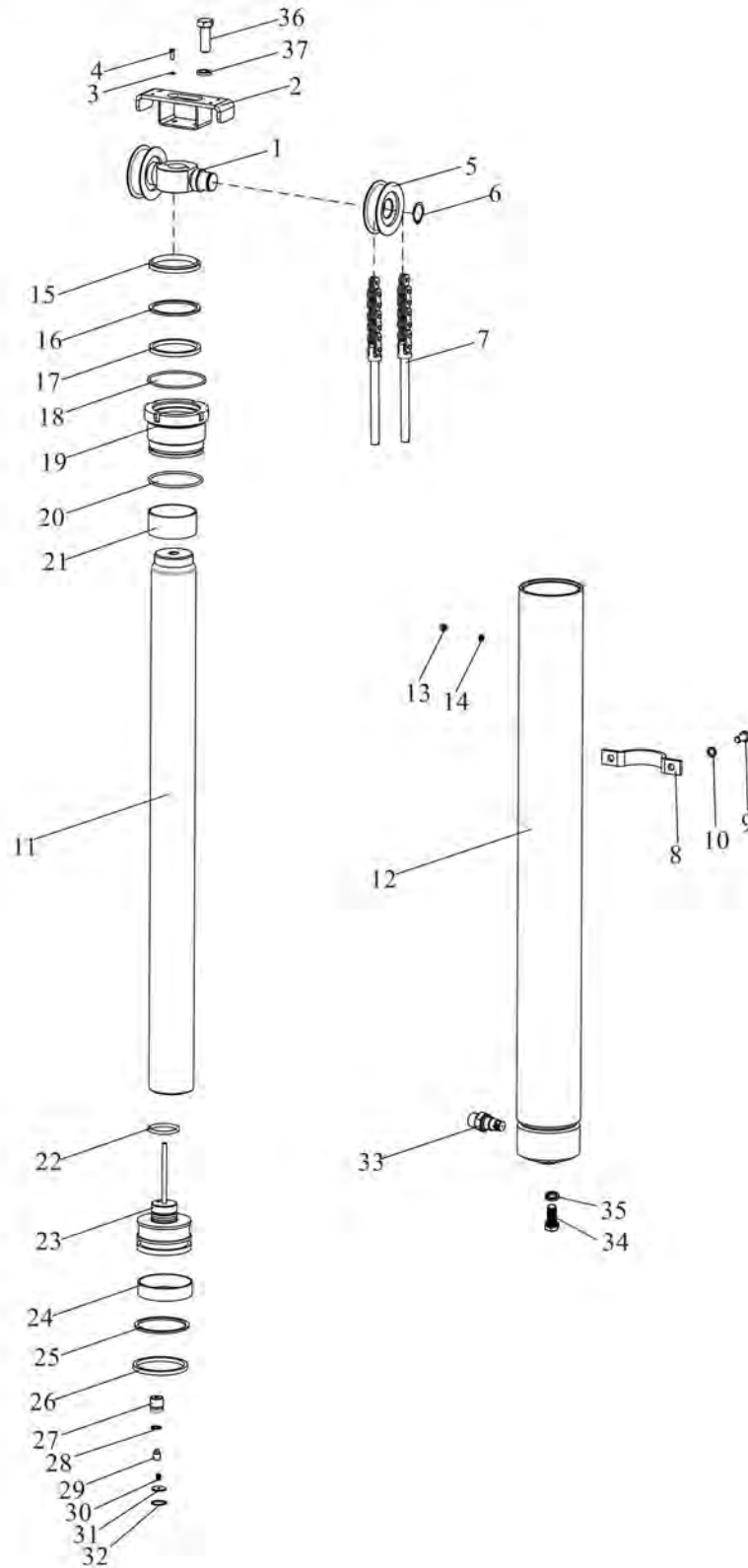
# Front Lift Cylinder (Full Free 3-Stage Mast KZM)



### Front Lift Cylinder (Full Free 3-Stage Mast KZM)

Item	Part No	Description	Q'ty	Remark
A	A35B4-10500	Front lift cylinder ass'y	1	
1	S35K3-80100	Sheave Seat	1	
2	S35K3-80200	Stopper chain	1	
3	GB/T93	8 Washer,lock	2	
4	GB/T5783	M8×16 Bolt	2	
5	M35A3-80100	Sheave	2	
6	GB/T894.1	40 Snap ring	2	
7	LH1634×N	Chain ass'y	2	
8	S35K3-80001	Support	1	
9	GB/T5783	M14×35 Bolt	2	
10	GB/T93	14 Washer,lock	2	
11	A35B4-10501	Piston rod ass'y	1	
12	A35B4-10502	Cylinder	1	
13	GB/T6190	M6×5 Screw	1	
14	A30B4-10303	Gasket	1	
15	A35B4-10303	75×85×6/8 Dust ring	1	
16	A35B4-10304	85×75×3 Snap ring	1	
17	A35B4-10305	75×85×6 Ring	1	
18	GB/T1235	100×3.1 O-ring	1	
19	A35B4-10306	Guide sleeve	1	
20	GB/T1235	95×3.1 O-ring	1	
21	A35B4-10307	Guide bushing	1	
22	A35B4-10308	Snap ring	1	
23	A35B4-10309	Piston	1	
24	A35B4-10310	95×20×2.5 Backup ring	1	
25	A35B4-10311	95×85×3 Stopper	1	
26	A35B4-10312	95×80×9 Sear ring	1	
27	A30B4-10313	Spool	1	
28	GB/T1235	20×2.4 O-ring	1	
29	A30A4-10314	Spring	1	

# Front Lift Cylinder (Full Free 3-Stage Mast KZM)

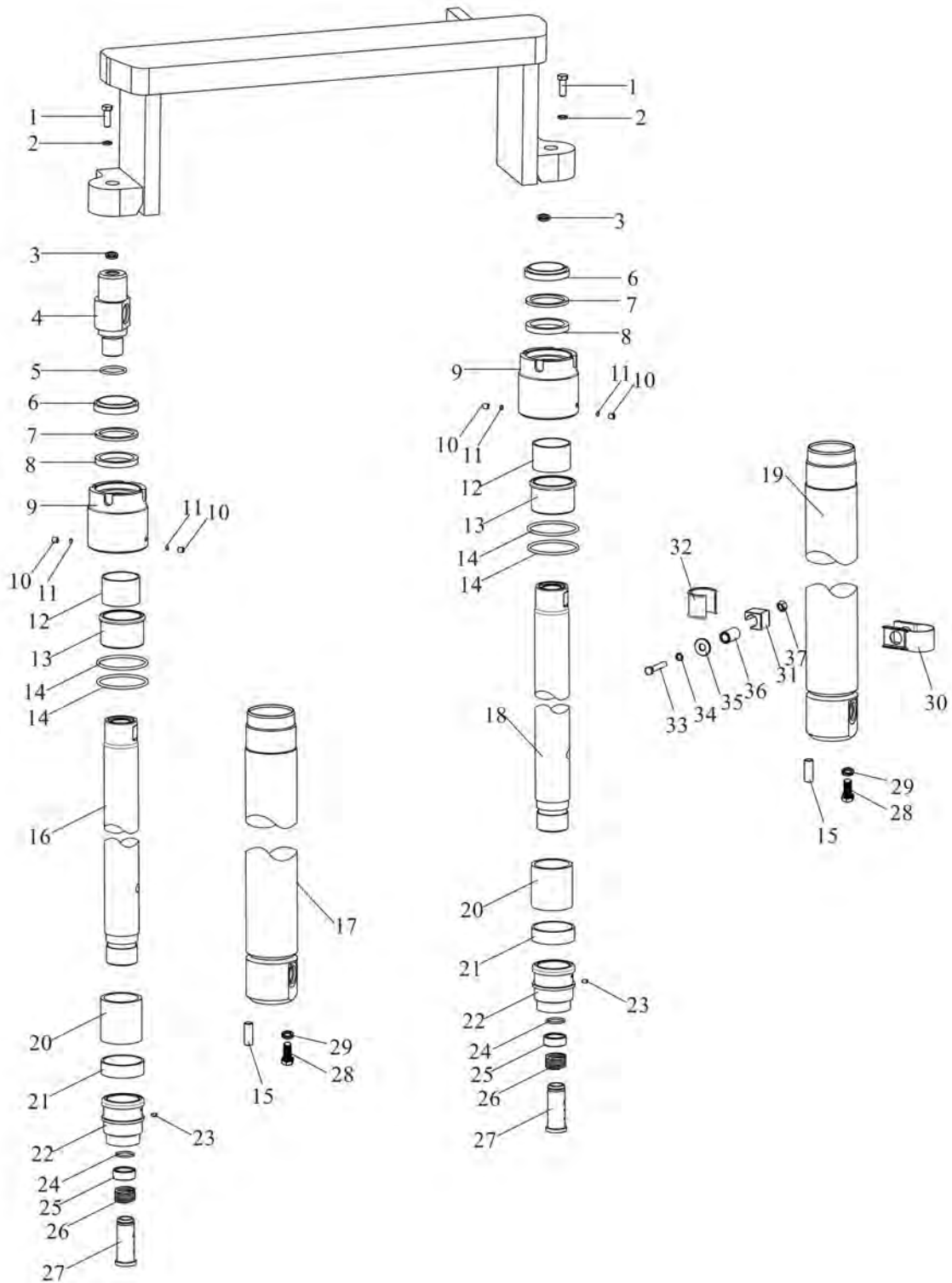


---

Front Lift Cylinder (Full Free 3-Stage Mast KZM)

Item	Part No	Description	Q'ty	Remark
30	A30B4-10315	Spool	1	
31	A30B4-10316	Catch	1	
32	A30B4-10317	Stopper	1	

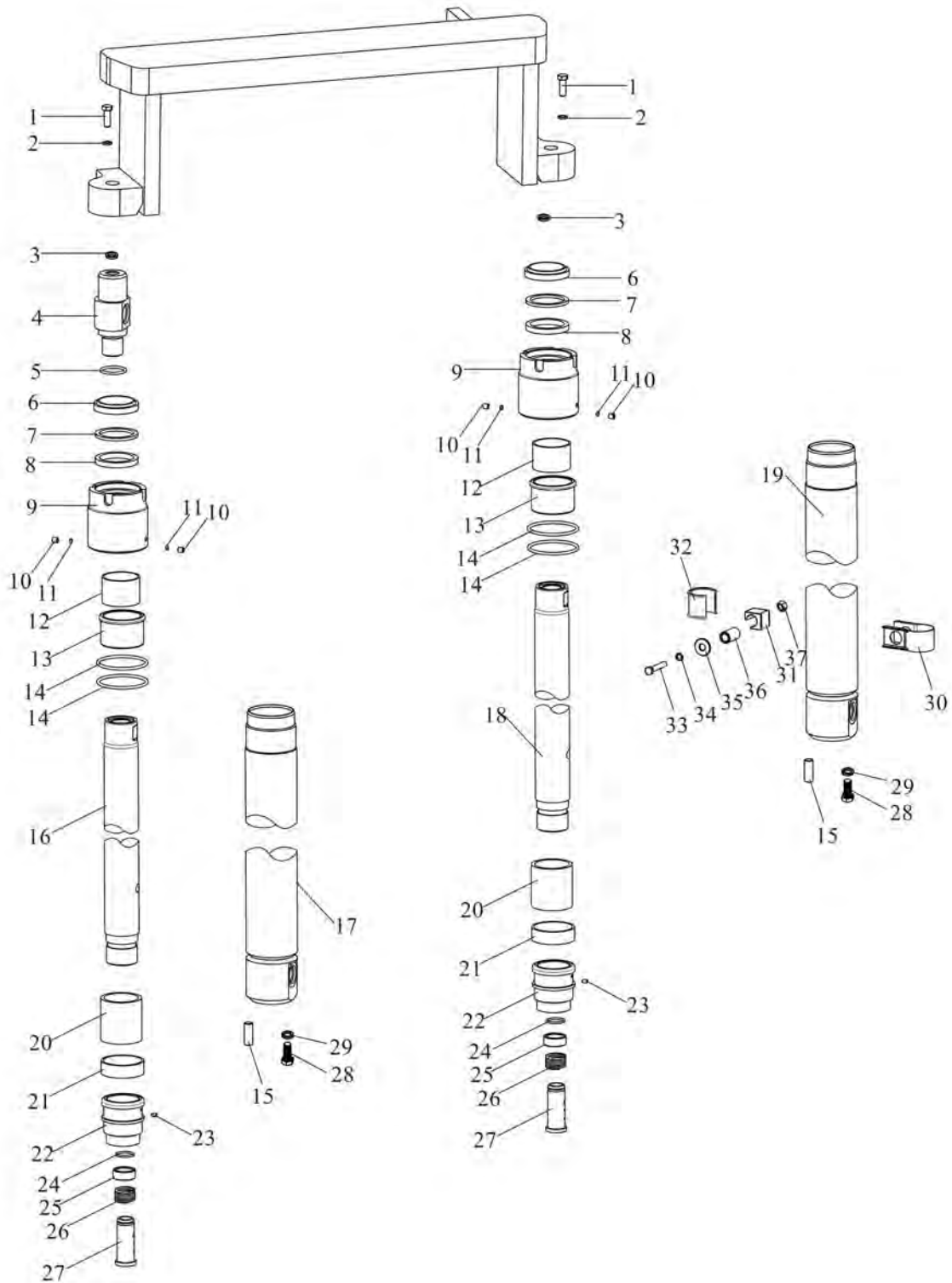
# Rear Lift Cylinder (Full Free 2-Stage Mast KZM)



### Rear Lift Cylinder (Full Free 2-Stage Mast KZM)

Item	Part No	Description	Q'ty	Remark
A	A35B4-10400L/R	Rear lift cylinder ass'y	2	
1	GB/T5786	M16×1.5×45 Bolt	2	
2	GB/T93	16 Washer,lock	2	
3	S30A3-80001	Spacer	2	
4	A35B4-10401	Spacer	2	
5	GB/T1235	25×2.65 O-ring	1	
6	A35B4-10402	45×57×7/10 Dust ring	2	
7	A35B4-10403	45×55×2 Ring, back up	2	
8	A35B4-10404	45×55×6 Rring	2	
9	A35B4-10405	Cap, lift cylinder	2	
10	GB/T80	M6×8 Screw	4	
11	A30B4-10406	Plug	4	
12	A35B4-10406	4530 Guide bushing	2	
13	A35B4-10407	Bushing	2	
14	GB/T1235	54.4×3.1 O-ring	4	
15	GB/T119	D10×26 Pin	2	
16	A35B4-10408	Piston rod L.H.	1	
17	A35B4-10409	Cylinder L.H.	1	
18	A35B4-10410	Piston rod R.H.	1	
19	A35B4-10411	Cylinder R.H.	1	
20	A35B4-10412	Spacer	2	
21	A35B4-10413	56×51×20 Backup ring	2	
22	A35B4-10414	Piston	1	
23	GB/T80	M5×6 Screw	2	
24	A30B4-10416	20 Stopper	1	
25	A30B4-10417	Spacer	2	
26	A30B4-10418	Spring	2	
27	A30B4-10419	Bumper stud	2	
28	GB/T5786	M12×1.25×35 Bolt	2	
29	GB/T93	12 Washer,lock	2	

# Rear Lift Cylinder (Full Free 2-Stage Mast KZM)

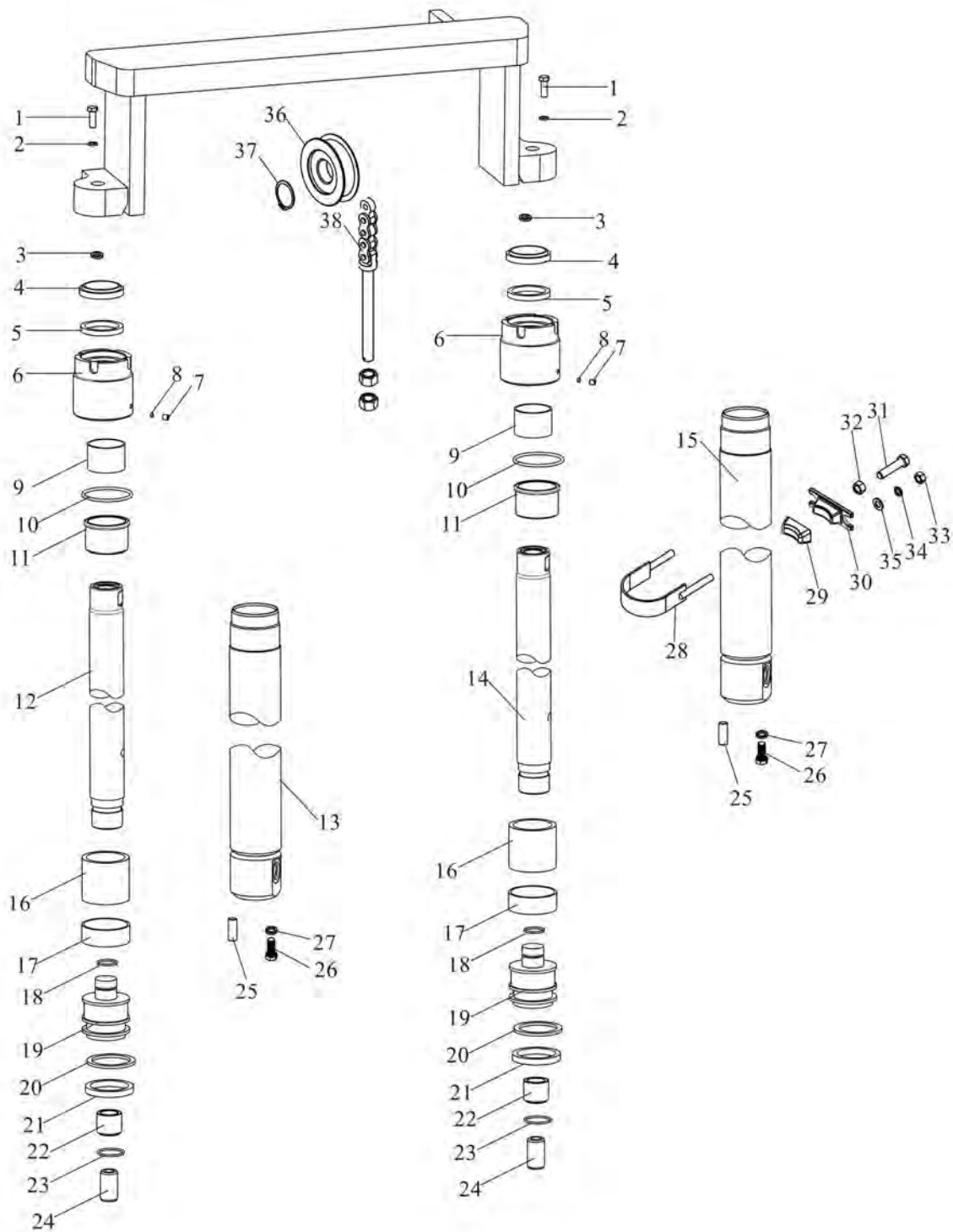


Rear Lift Cylinder (Full Free 2-Stage Mast KZM)

Item	Part No	Description	Q'ty	Remark
30	S30F3-80002	Clamp	2	
31	S30F3-80004	Rubber block	2	
32	M20F3-80001	Rubber pad	2	
33	GB/T5786	M12×1.25×70 Bolt	2	
34	GB/T93	12 Washer,lock	2	
35	S30F3-80005	Bolster	2	
36	S30F3-80003	Casing	2	
37	GB/T6171	M12×1.25 Nut	2	



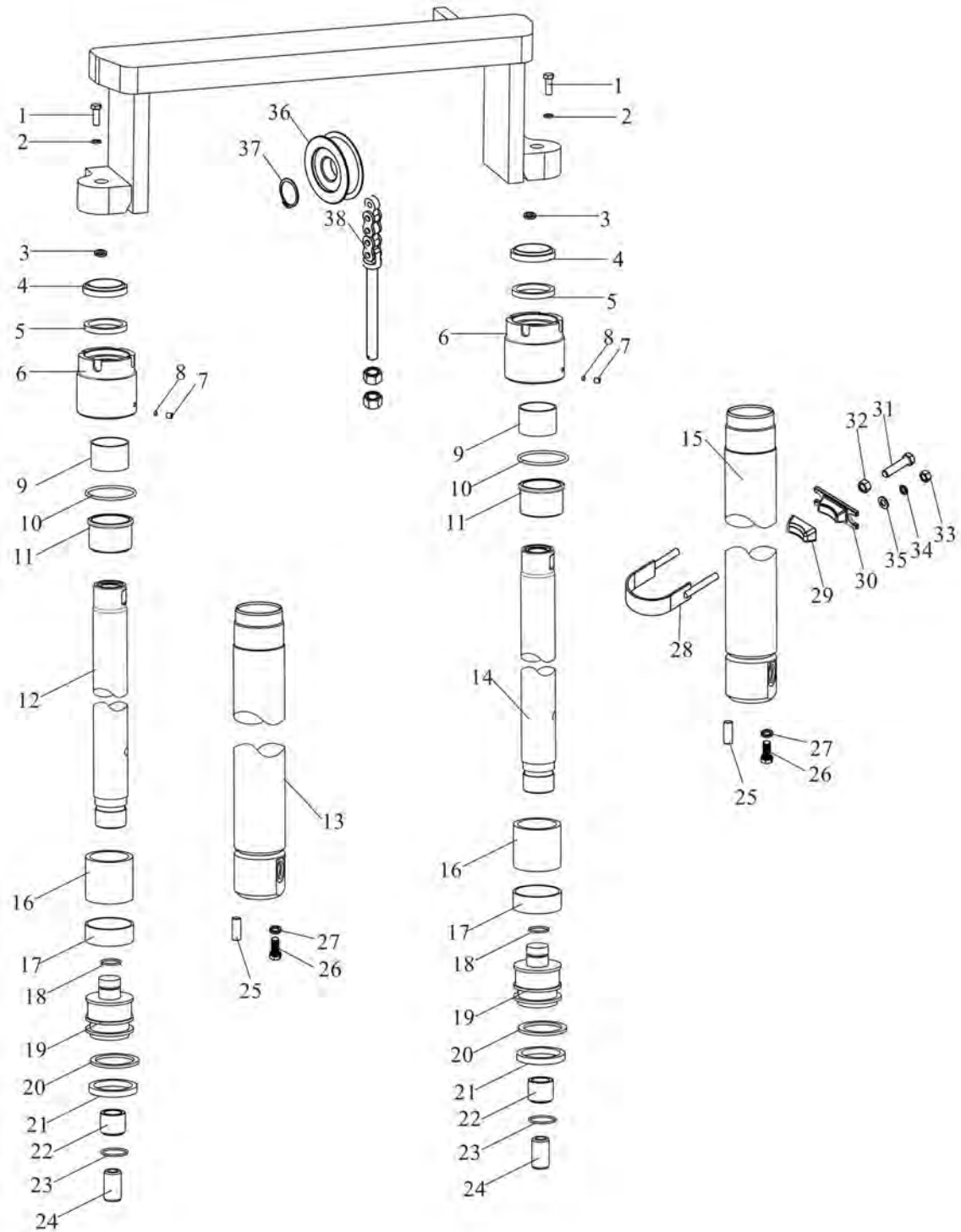
# Rear Lift Cylinder (Full Free 3-Stage Mast KZM)



## Rear Lift Cylinder (Full Free 3-Stage Mast KZM)

Item	Part No	Description	Q'ty	Remark
A	A35D4-10600L/R	Rear lift cylinder ass'y	2	
1	GB/T5786	M20×1.5×40 Bolt	2	
2	GB/T93	20 Washer,lock	2	
3	S30A3-80001	Spacer	2	
4	A35B4-10601	50×62×7/10 Dust ring	2	
5	A35B4-10602	50×60×6 Ring	2	
6	A35B4-10603	Cap, lift cylinder	2	
7	GB/T80	M8×8 Screw	2	
8	A30B4-10602	6×3 Nylon pad	2	
9	A35B4-10604	5027 Guide bushing	2	
10	GB/T1235	70×3.5 O-ring	2	
11	A35B4-10605	Bushing	2	
12	A35B4-10606	Piston rod L.H.	1	
13	A35B4-10607	Cylinder L.H.	1	
14	A35B4-10608	Piston rod R.H.	1	
15	A35B4-10609	Cylinder R.H.	1	
16	A35B4-10610	Spacer	2	
17	A30B4-10416	24×2 Stopper	1	
18	A35B4-10611	60×20×2.5 Backup ring	2	
19	A35B4-10612	Piston	1	
20	A35B4-10613	50×60×3 Ring, back up	2	
21	A35B4-10614	60×50×6 Ring	2	
22	A30B4-10615	1 Spacer	2	
23	A30B4-10616	26×2 Stopper	2	
24	A30B4-10617	2 Spacer	2	
25	GB/T119	D10×26 Pin	2	
26	GB/T5786	M12×1.25×35 Bolt	2	
27	GB/T93	12 Washer,lock	2	
28	M35K3-80100	Oil cylinder hoop	2	
29	M30A3-80002	Spacer	2	

# Rear Lift Cylinder (Full Free 3-Stage Mast KZM)

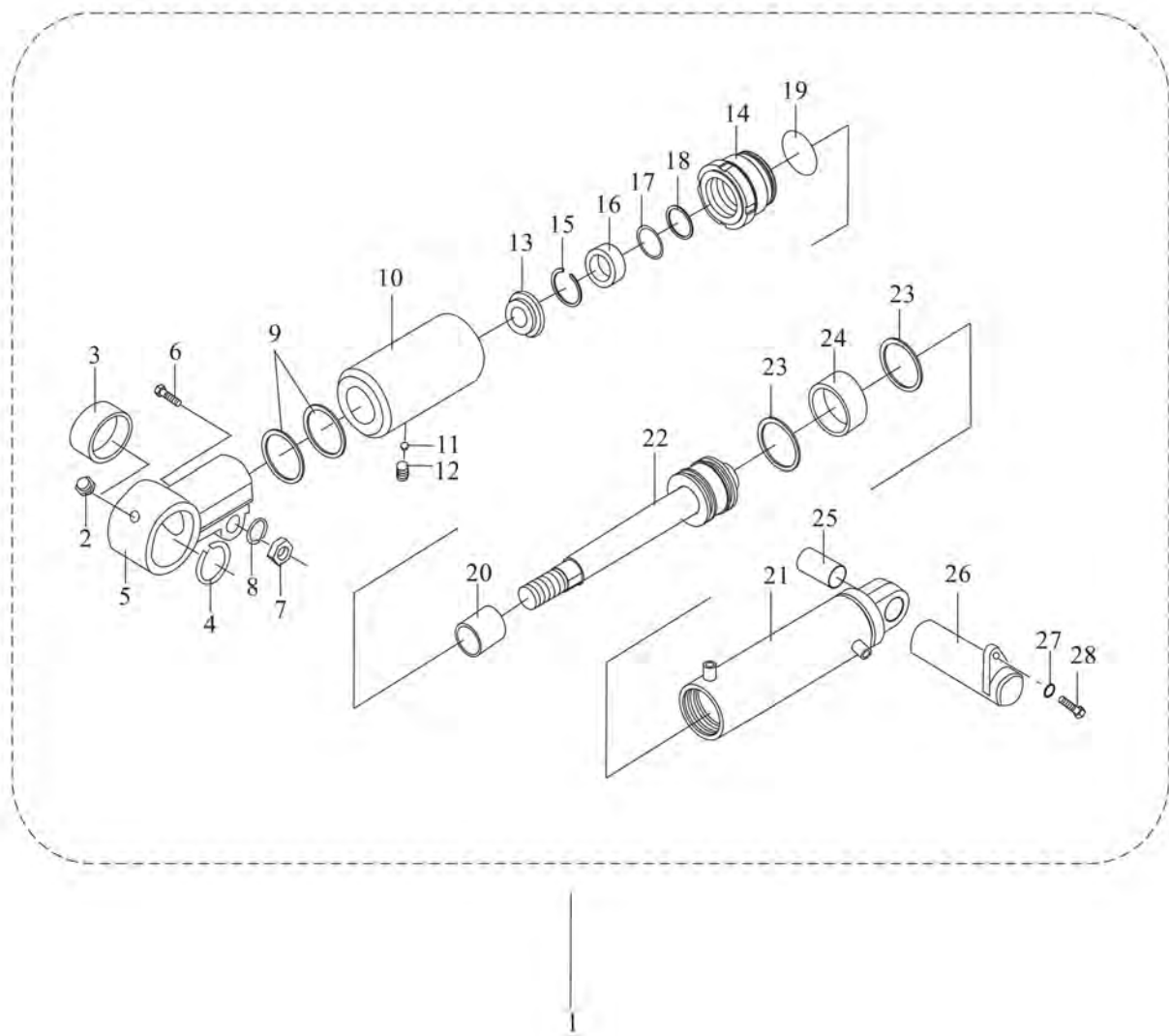


### Rear Lift Cylinder (Full Free 3-Stage Mast KZM)

Item	Part No	Description	Q'ty	Remark
30	M30A3-80003	Support	2	
31	GB/T5786	M12×1.25×45 Bolt	2	
32	GB/T6171	M12×1.25 Nut	2	
33	GB/T6170	M10 Nut	4	
34	GB/T93	10 Washer,lock	4	
35	GB/T97.1	10 Washer	4	
36	M30A3-80100	Sheave	2	
37	GB/T894.1	40 Snap ring	2	
38	LH1623×N	Chain ass'y	2	

---

# Tilt cylinder



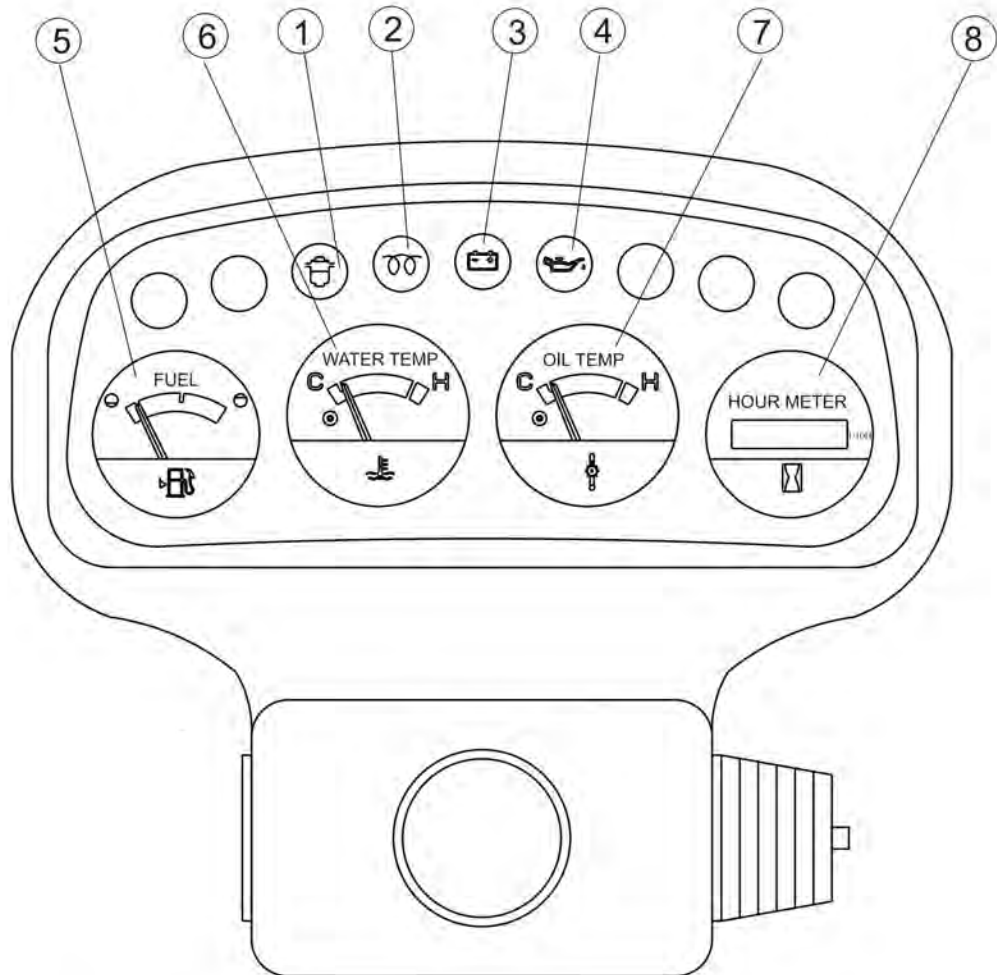
## Tilt cylinder

Item	Part No	Description	Q'ty	Remark
1	A35A4-10200	Tilt cylinder ass'y	2	
2	A30C4-10201	Z1/8 " Nipple grease	2	
3	A30C4-10202	30 Bushing	2	
4	GB/T893.1-1986	47 Ring,snap	2	
5	A30C4-10203	Ear ring	2	
6	GB5782-1986	M14×55 Bolt	2	
7	GB/T6710-1986	M14 Nut	2	
8	GB/T93-1987	14 Washer,lock	2	
9	A30C4-10217	Shim	6	
10	A35A4-10204	Spacer	2	
11	A30C4-10205	Plug	2	
12	GB/T73-1985	M10×10 Screw	2	
13	A35A4-10206	35×47×7 Seal,dust	2	
14	A35A4-10207	Guide,sleeve	2	
15	GB/T893.1-1986	52 Ring,snap	2	
16	A30C4-10208	Ring,snap	2	
17	A35A4-10209	35×45×3 Ring,snap	2	
18	A30C4-10210	35×45×10 U-ring	2	
19	GB1235-1976	80×3.1 O-ring	2	
20	A35A4-10211	3530 Bushing	2	
21	A3A4-10201	Tube,cylinder	2	
22	A35A4-10202	piston body	2	
23	A35A4-10214	80×70×6 U-ring	4	
24	A35A4-10215	80×75×20 Wearing	2	
25	A30C4-10216	3038 Bushing	2	
26	M30A3-00100	Pin	2	
27	GB/T5786-1986	M10×1.25×20 Bolt	2	
28	GB/T93-1987	10 Washer,lock	2	

---

# I、ELECTRIC SYSTEM

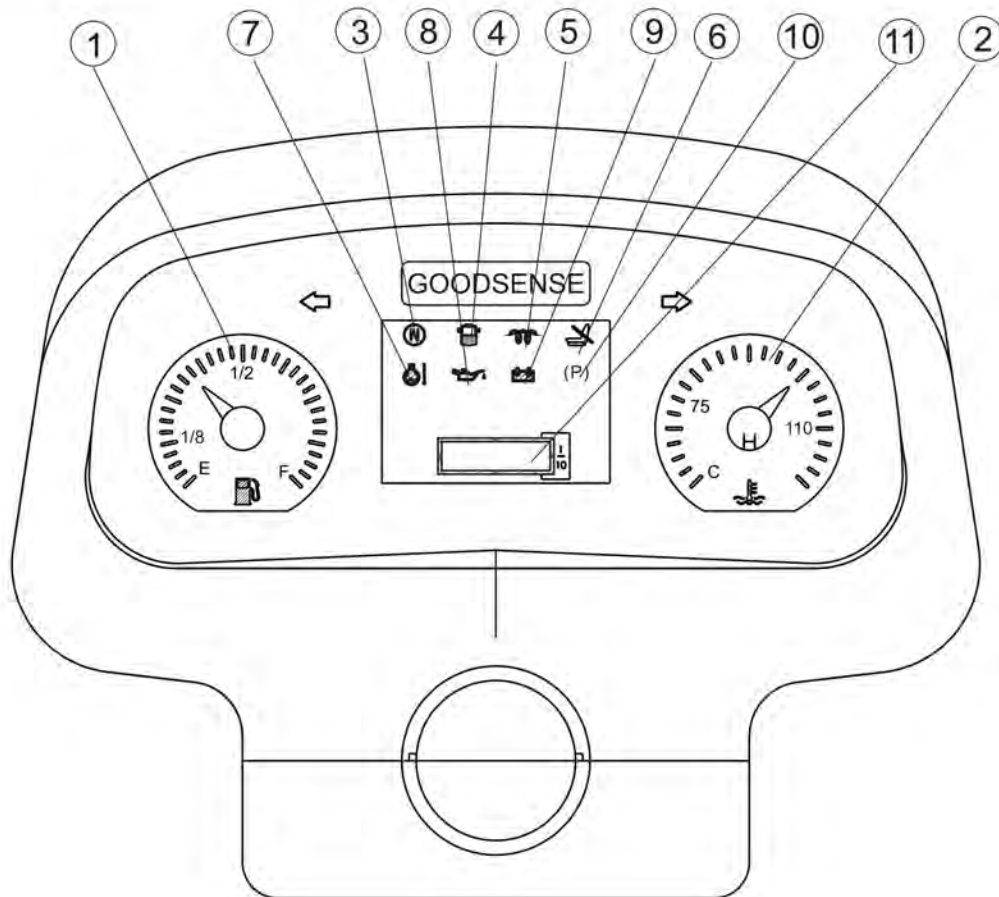
Instrument assembly(Hydraulic transmission)



Item	Name
1	Oil-water separation instructions
2	Preheat instructions
3	Not charging instructions
4	Oil alarm instructions
5	Feul instructions
6	Water temperature table
7	Oil temperature table
8	Schedule



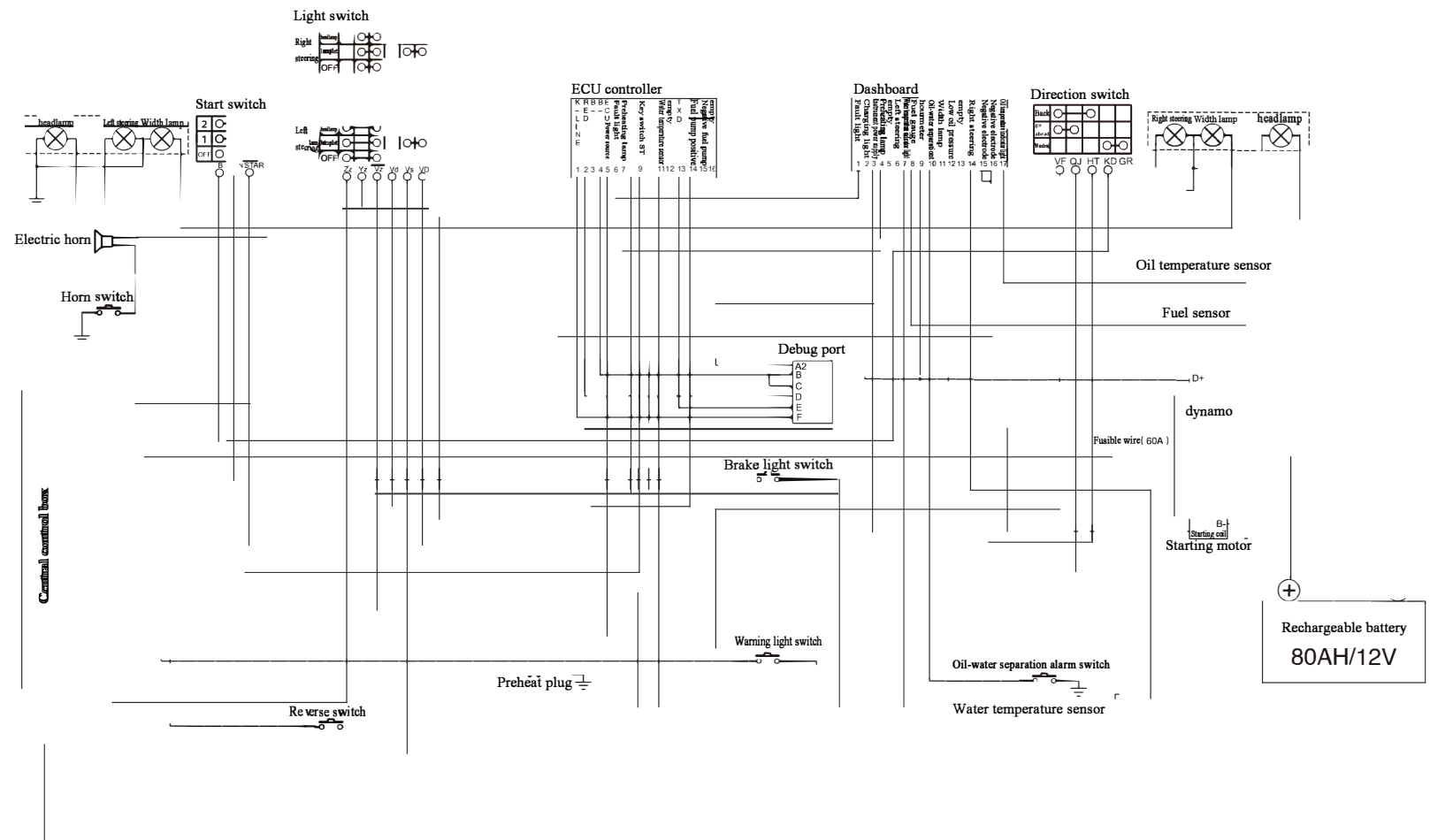
## Instrument assembly(Hydraulic transmission)



Item	Name
1	Fuel instructions
2	Water temperature table
3	Neutral instructions
4	Oil-water separation instructions
5	Preheat instructions
6	Seat switch
7	Oil temperature alarm instructions
8	Oil alarm instructions
9	Not charging instructions
10	Hand brake instructions
11	Hour meter

# Gambit 8800

## Electric system



The reverse buzzer

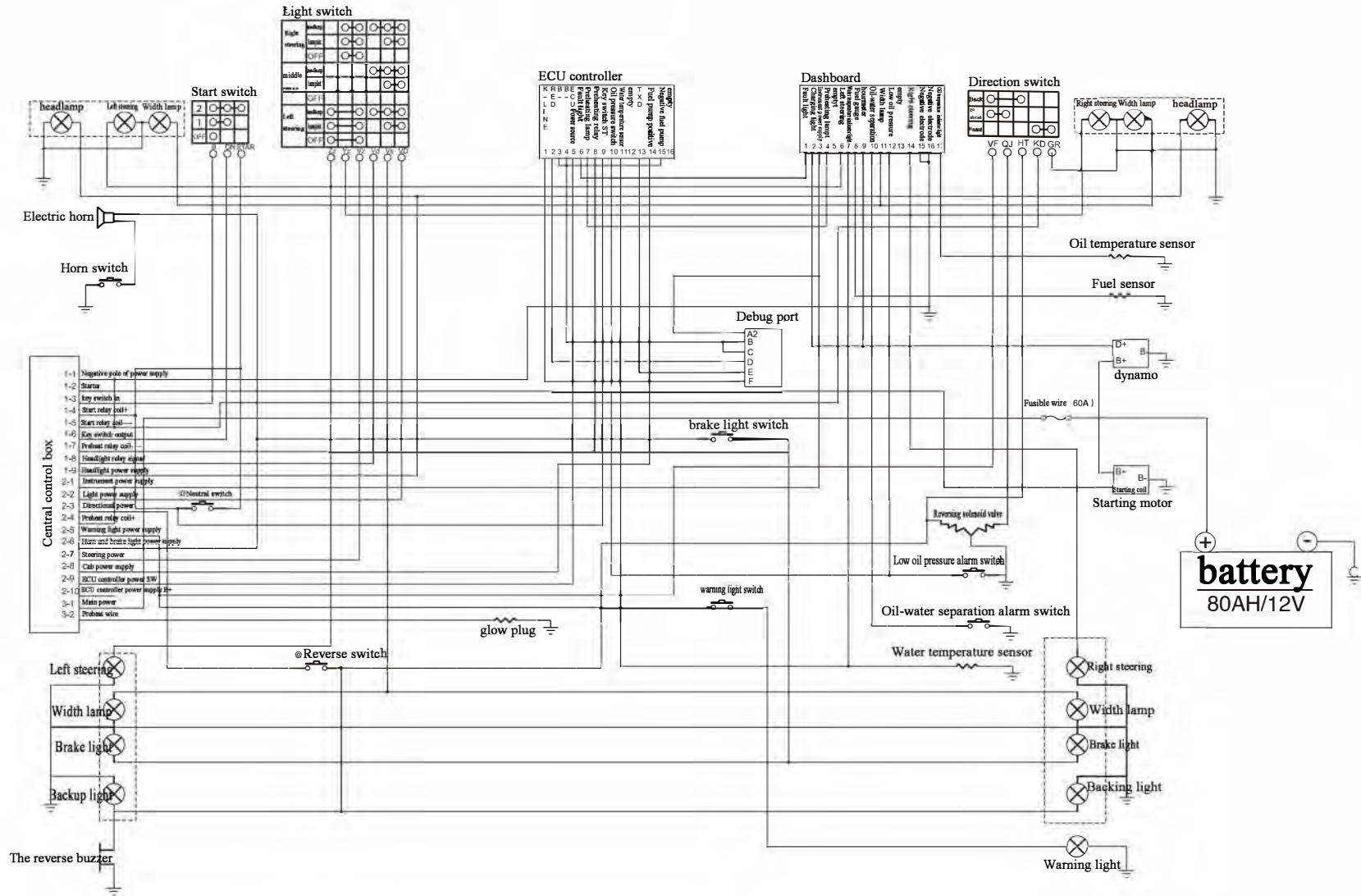
Warning light

## Gambit 8800-X

### Electric system

Item	Part No	Description	Q'ty	Remark
1	A30C2-20002	Battery	1	
2	A30P2-01200	Harness	1	
3	DT04G-LTD152	Warning light	1	
4	DT03G-WG409SY	Water temperature sensor	1	
5	DT05G-JK205A	Foot brake switch	1	
6	DT09G-DJB12B	Reversing buzzer	1	
7	GB/T5783	M6×20 Bolt	1	
8	GB/T96.1	6 Washer	2	
9	GB/T93	6 Washer	1	
10	GB/T6170	M6 Nut	1	
11	A30C2-10500	Box	1	
12	GB/823	M5×12 Screw	4	
13	DT09G-DL124ED	Horn	1	
14	GB/T5783	M8×20 Bolt	1	
15	GB/T97.1	8 Washer	1	
16	GB/T93	8 Washer	1	
17	DT04G-12WD2	Head lamp ass'y	2	
18	DT04G-12ZQX	Front combination lamp	2	
19	A30C2-00400	Left head guard harness	1	
20	DT02G-JK804	Integral switch	1	
-	DT02G-JK802	Integral switch	1	
21	A30C2-70300	Combination	1	
-	A30C2-70200	Combination	1	
22	GB/T5783	M6×35 Bolt	4	
23	GB/T96.1	6 Washer	4	
24	A30A6-00008	bushing	4	
25	A30C2-00500	Right head guard harness	1	
26	DT03G-YG262SY	Fuel sensor	1	
27	GB/823	M5×12 Screw	5	
28	A30B2-00900	Fused link wire	1	

# Electric system

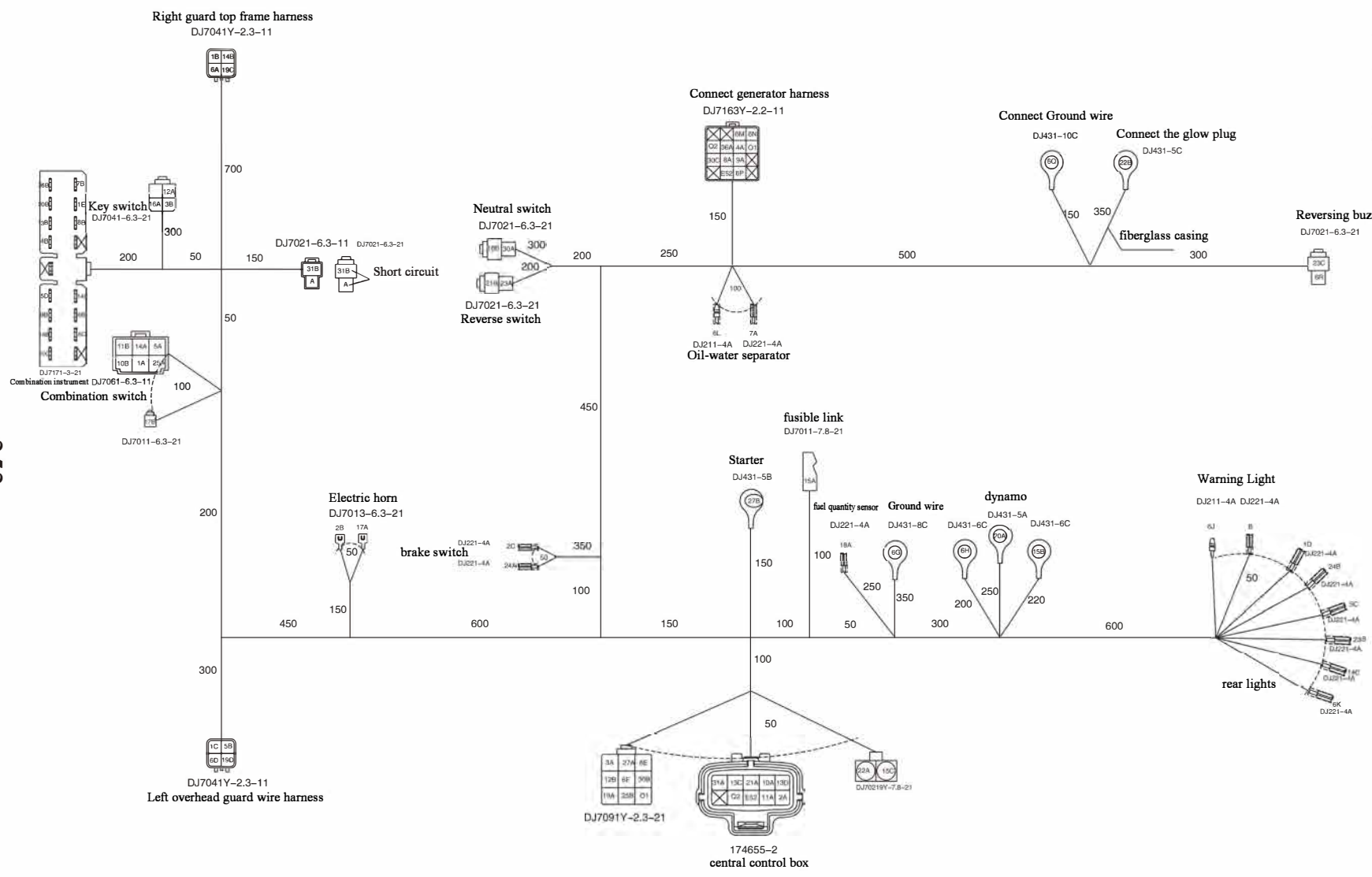


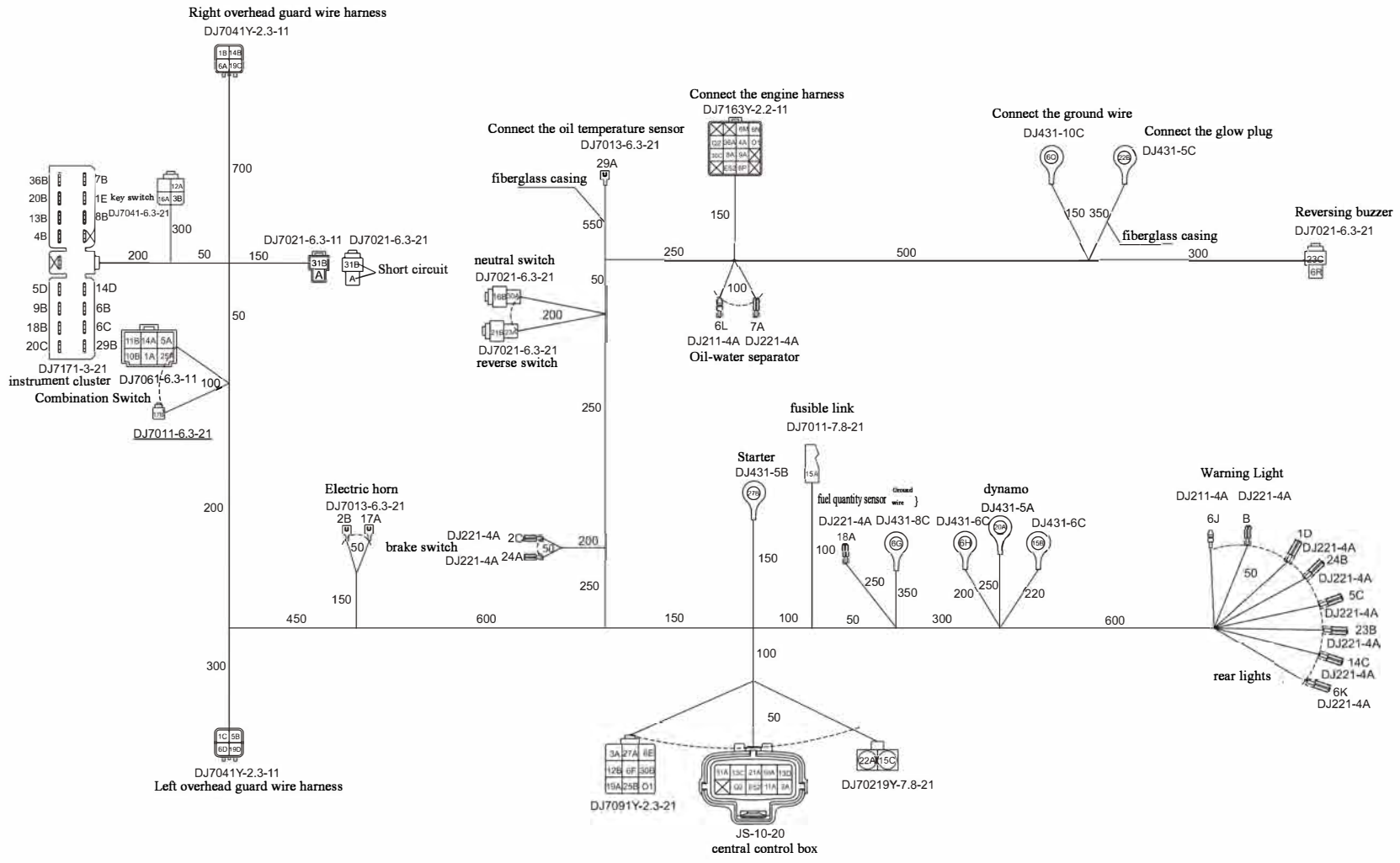
Gambit 8800-X

Electric system

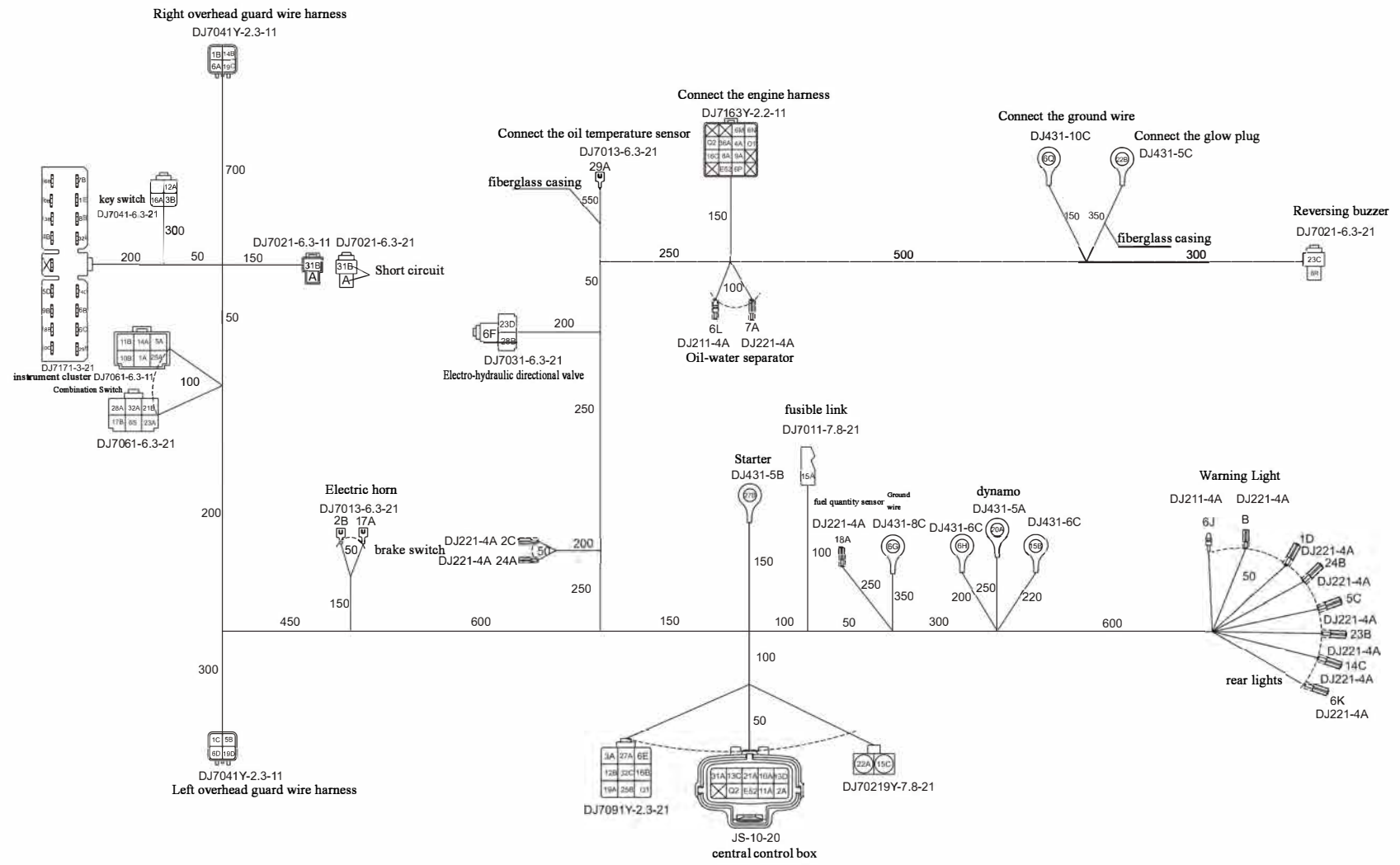
Item	Part No	Description	Q'ty	Remark
29	A30C2-00700	Cable (+)	1	
30	A30C2-00800	Cable (-)	1	
31	A30C2-80140	Vehicle harness	1	
-	A30P2-80100	Vehicle harness	1	
-	A30C2-80130	Vehicle harness	1	
-	A30P2-80200	Vehicle harness	1	
-	A30C2-80120	Vehicle harness	1	
-	A30P2-80300	Vehicle harness	1	
32	180型	Belt clip	1	
33	DT03G-R1/2SY	Temperature sensor	1	
34	A30P2-00800	Tri-color taillights (left)	1	
35	A30P2-00900	Tri-color taillights (right)	1	

# Vehicle harness

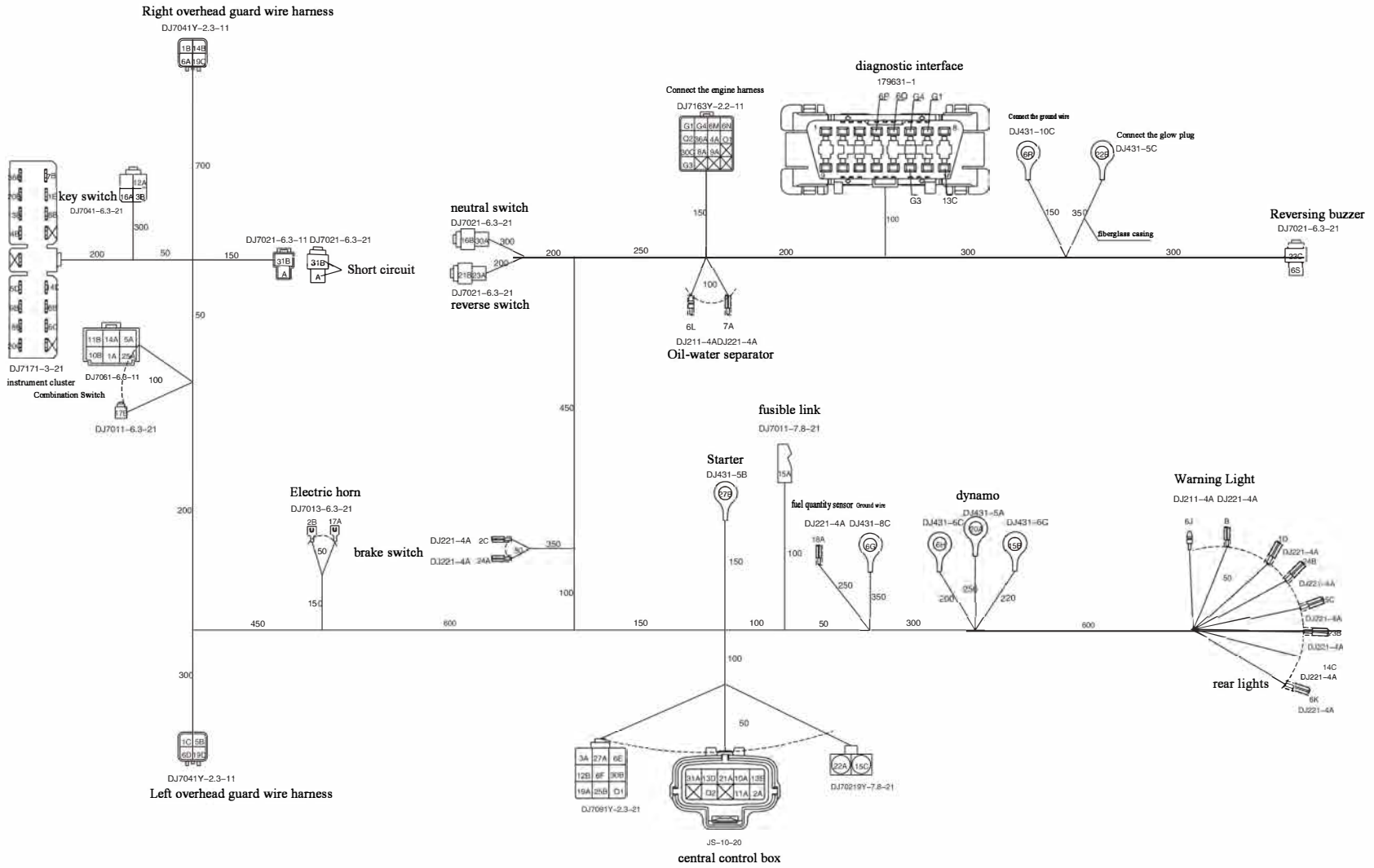




# Vehicle harness

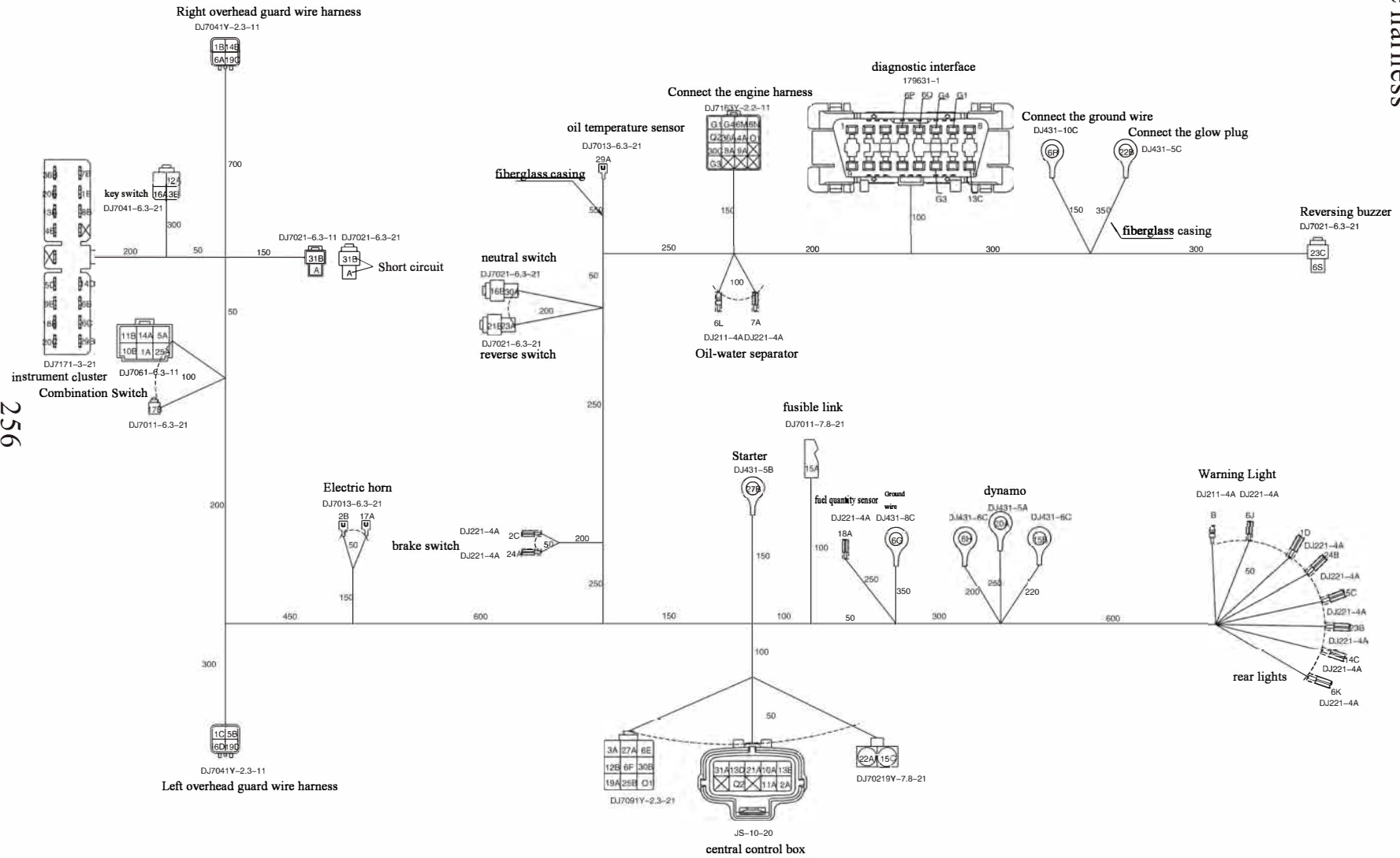






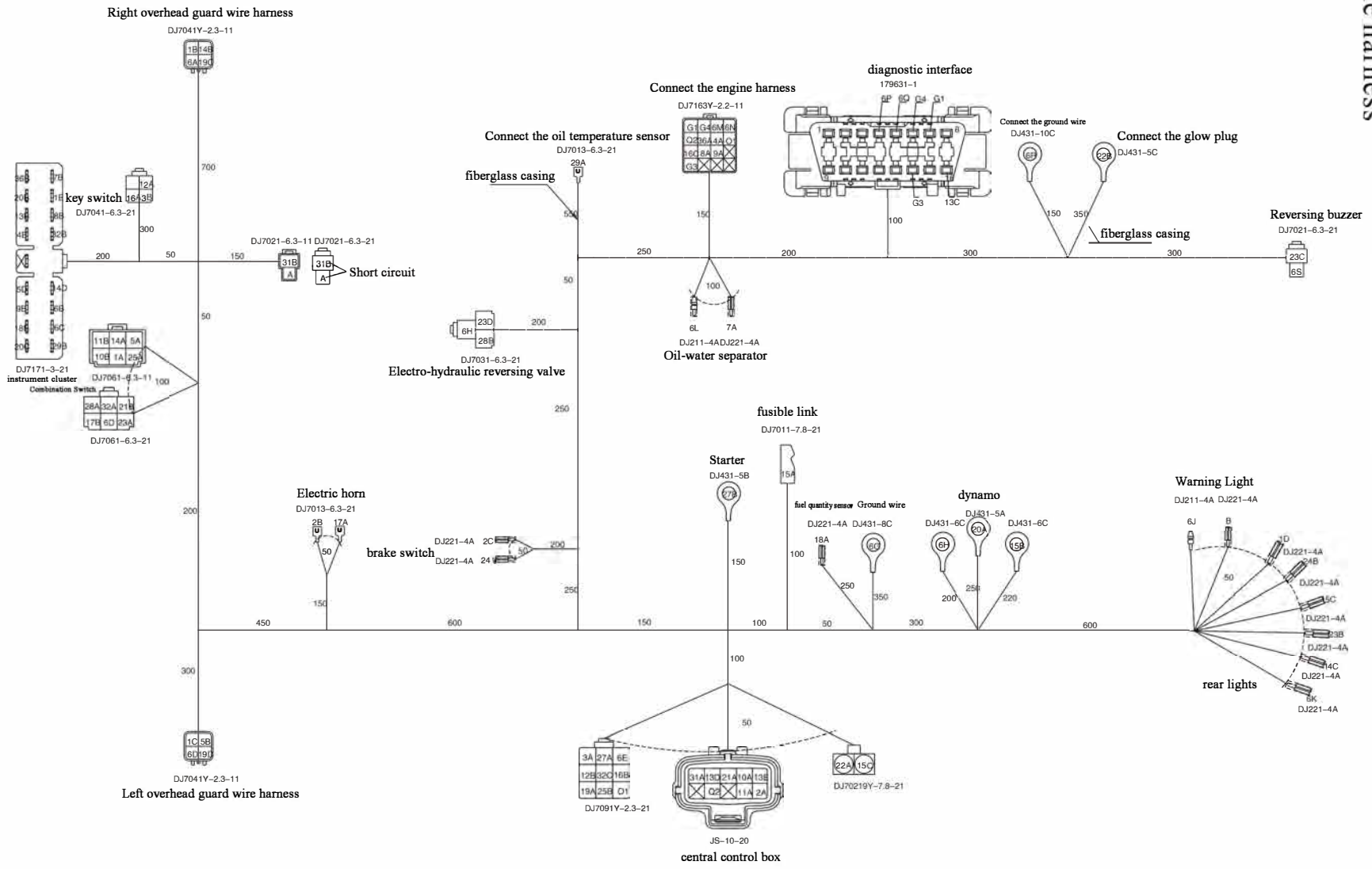
Vehicle harness

0



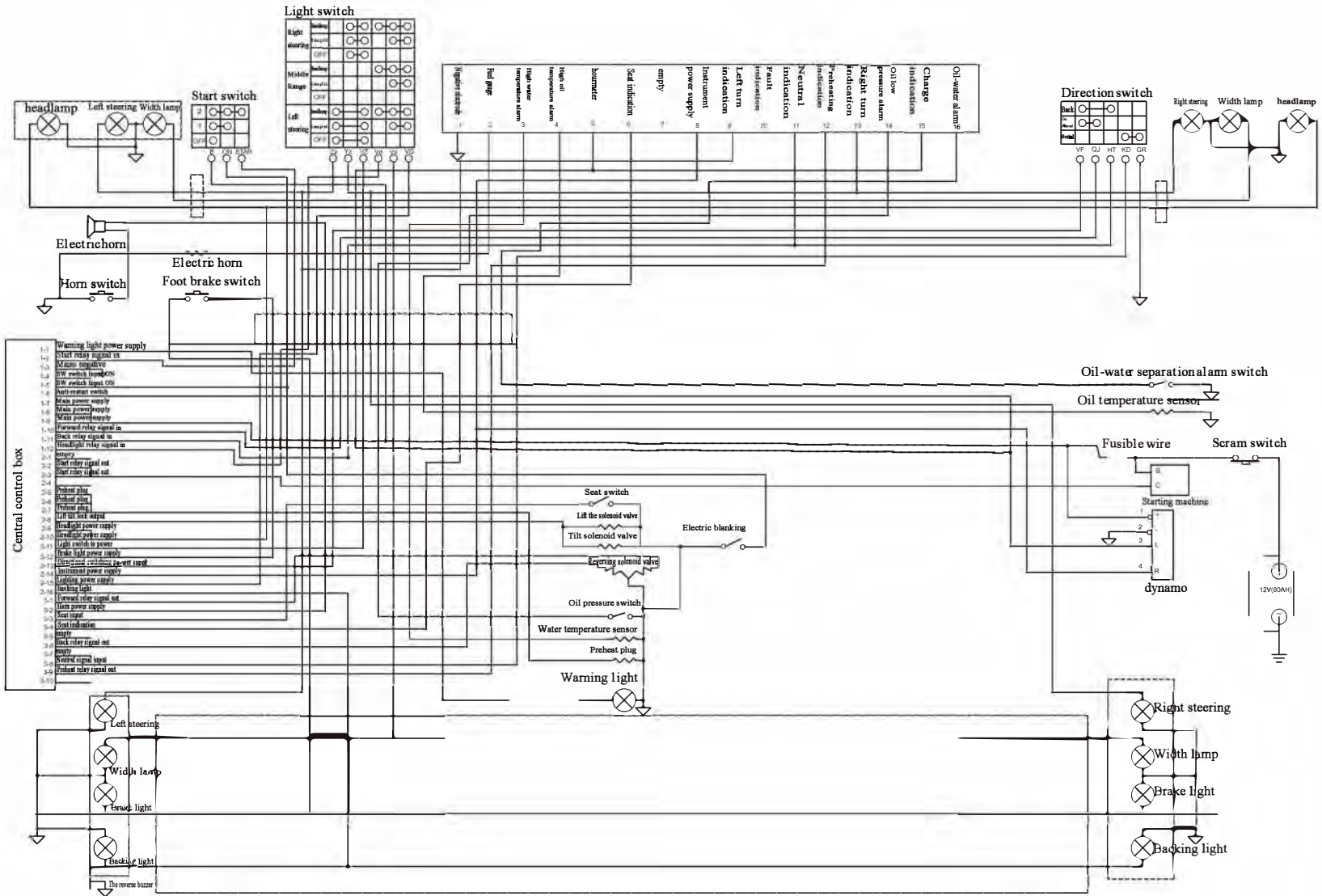
256

# Vehicle harness



257

# Electric system

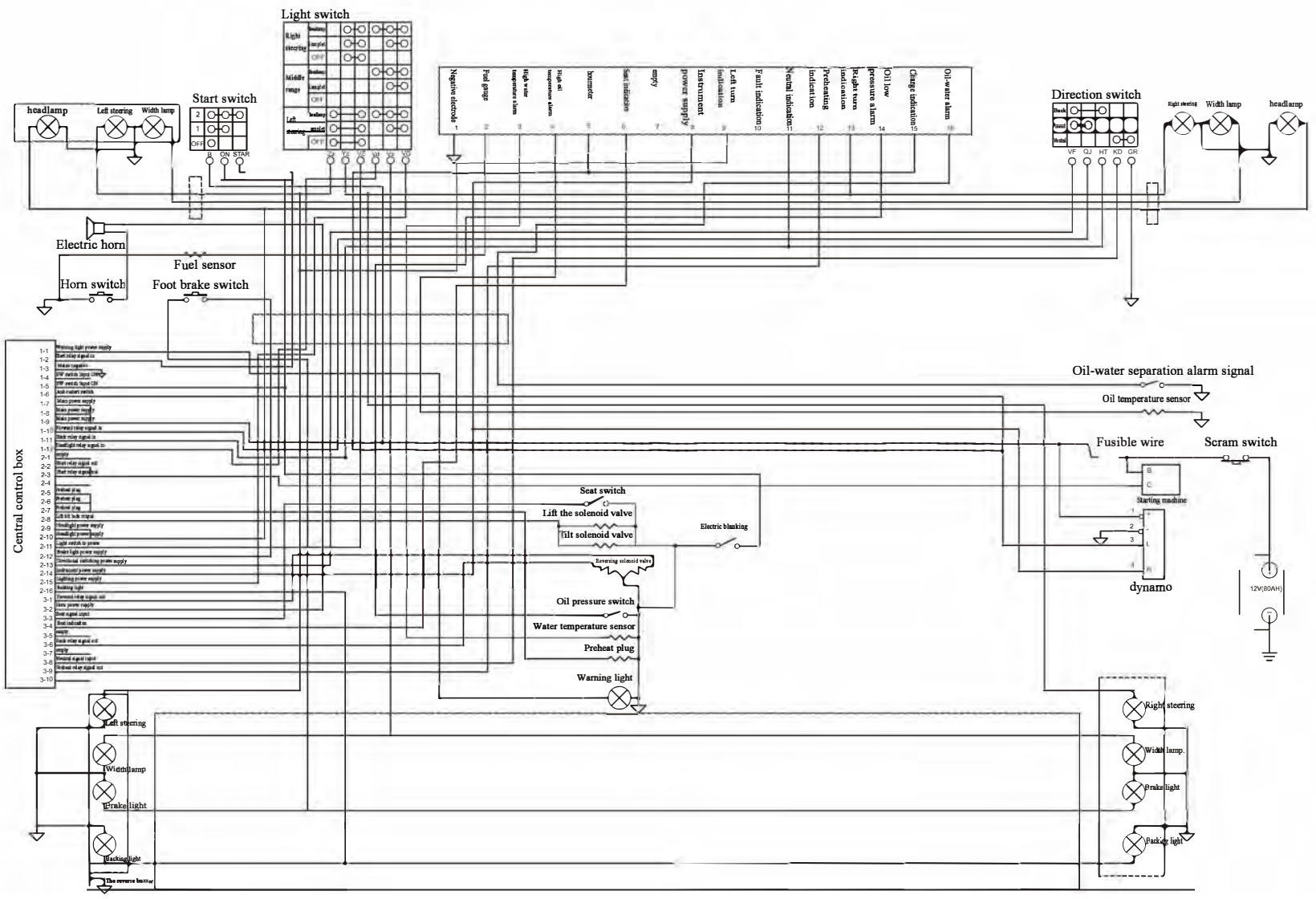


## Gambit 8800-W2

### Electric system

Item	Part No	Description	Q'ty	Remark
1	A30C2-20002	Battery	1	
2	A30G2-00700	Cable (+)	1	
-	A30G2-80900	Cable (+)	1	
3	A30C2-00800	Cable (-)	1	
-	A30C2-00801	Cable (-)	1	
-	A30C2-00802	Cable (-)	1	
4	A30B2-00900	Fused link wire	1	
-	A30C2-80900	Fused link wire	1	
5	DT03G-YG262SY	Fuel sensor	1	
6	GB/823	M5×12 Screw	5	
7	DT04G-12WD2	Head lamp ass'y	2	
8	DT04G-12ZQX	Front combination lamp	2	
9	A30C2-00400	Left head guard harness	1	
10	A30C2-00500	Right head guard harness	1	
11	A30C2-70200	Combination instrument	1	
-	A30C2-70300	Combination instrument	1	
-	A30AE2-70100	Combination instrument	1	
12	GB/T5783	M6×35 Bolt	4	
13	GB/T96.1	6 Washer	4	
14	A30A6-00008	Bushing	4	
15	DT02G-JK802	Integral switch	1	
-	DT02G-JK804	Integral switch	1	
-	A30C2-60400	Integral switch	1	
16	DT09G-DL124ED	Electric horn	1	
17	GB/T5783	M8×20 Bolt	4	
18	GB/T97.1	8 Washer	4	
19	GB/T93	8 Washer,lock	4	
20	A30C2-10300	Box	1	
-	A30C2-10400	Box	1	
21	GB/823	M5×12 Screw	4	

# Electric system



Gambit 8800-W2

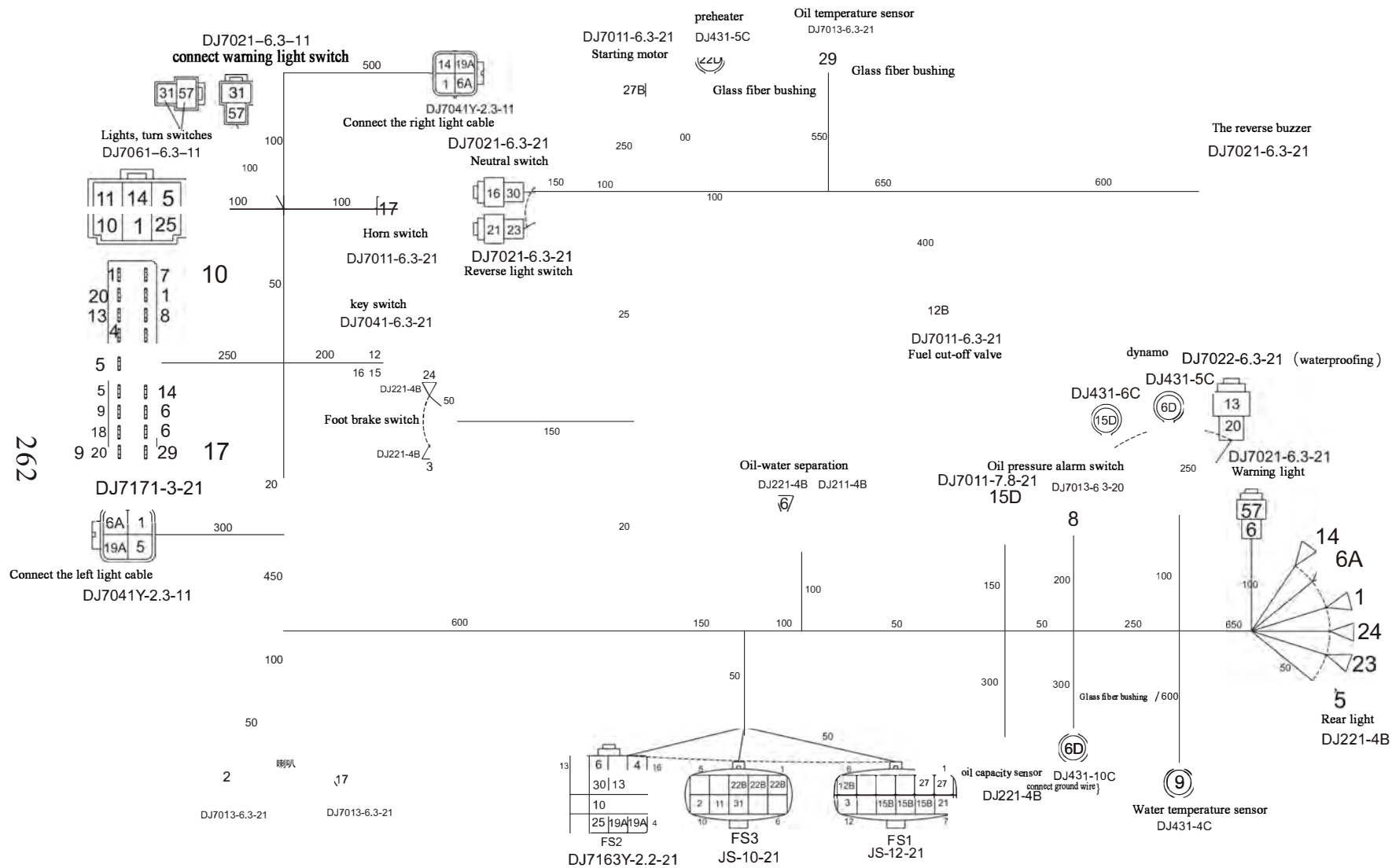
Electric system

Item	Part No	Description	Q'ty	Remark
22	A30P2-01200	Rear lamp adapter	1	
23	DT09G-DJB12B	Back buzzer	1	
-	A30C2-80500	Back buzzer	1	
24	GB/T5783	M6×20 Bolt	1	
25	GB/T96.1	6 Washer	1	
26	GB/T93	6 Washer,lock	1	
27	GB/T6170	M6 Nut	1	
28	DT04G-LTD152	Warning light	1	
29	DT05G-JK205A	Brake switch	1	
30	A30G2-80100	Cabinet harness	1	
-	A30G2-80200	Cabinet harness	1	
-	A30G2-80300	Cabinet harness	1	
-	A30G2-80500	Cabinet harness	1	
31	180型	Belt clip	15	
32	DT03G-R1/2SY	Temperature sensor	1	
33	DT03G-WG409SY	Water temp sending unit	1	
34	A70S2-00900	Emergency power off switch	1	
35	A30P2-00800	Tri-color taillights	1	
36	A30P2-00900	Tri-color taillights	1	

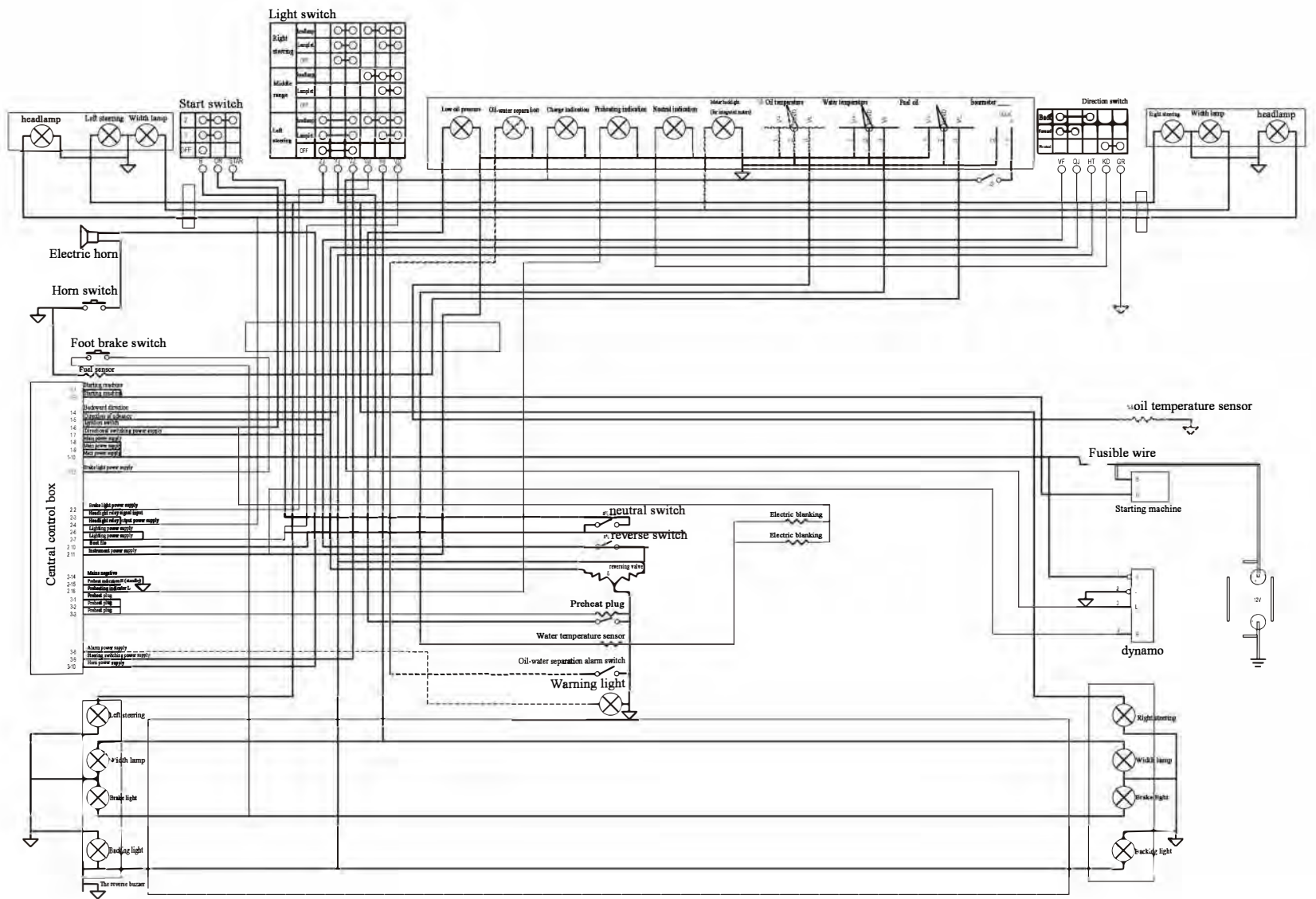


262

hi e harness





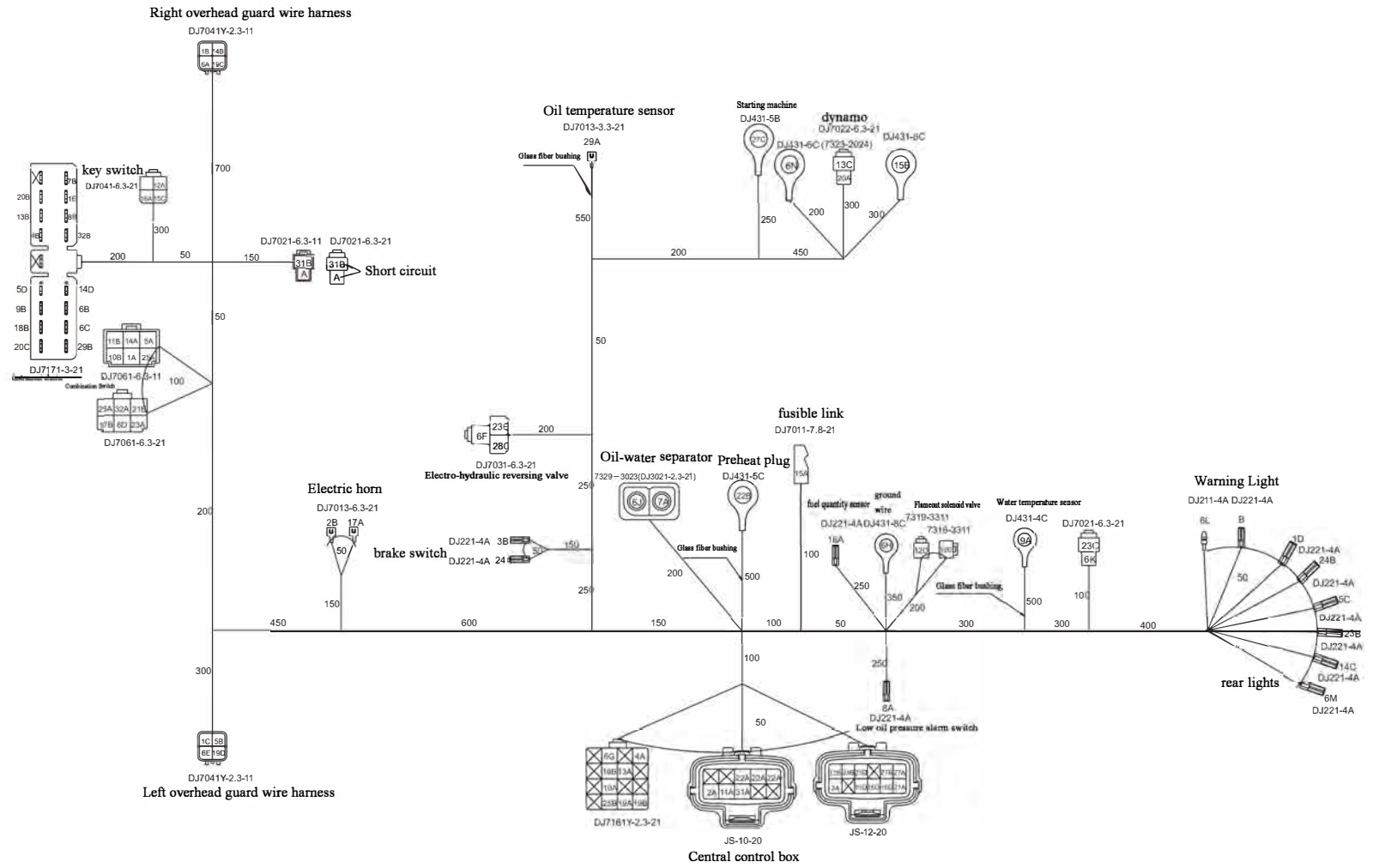


Gambit8800-Y2/Y3/Y4/Y5

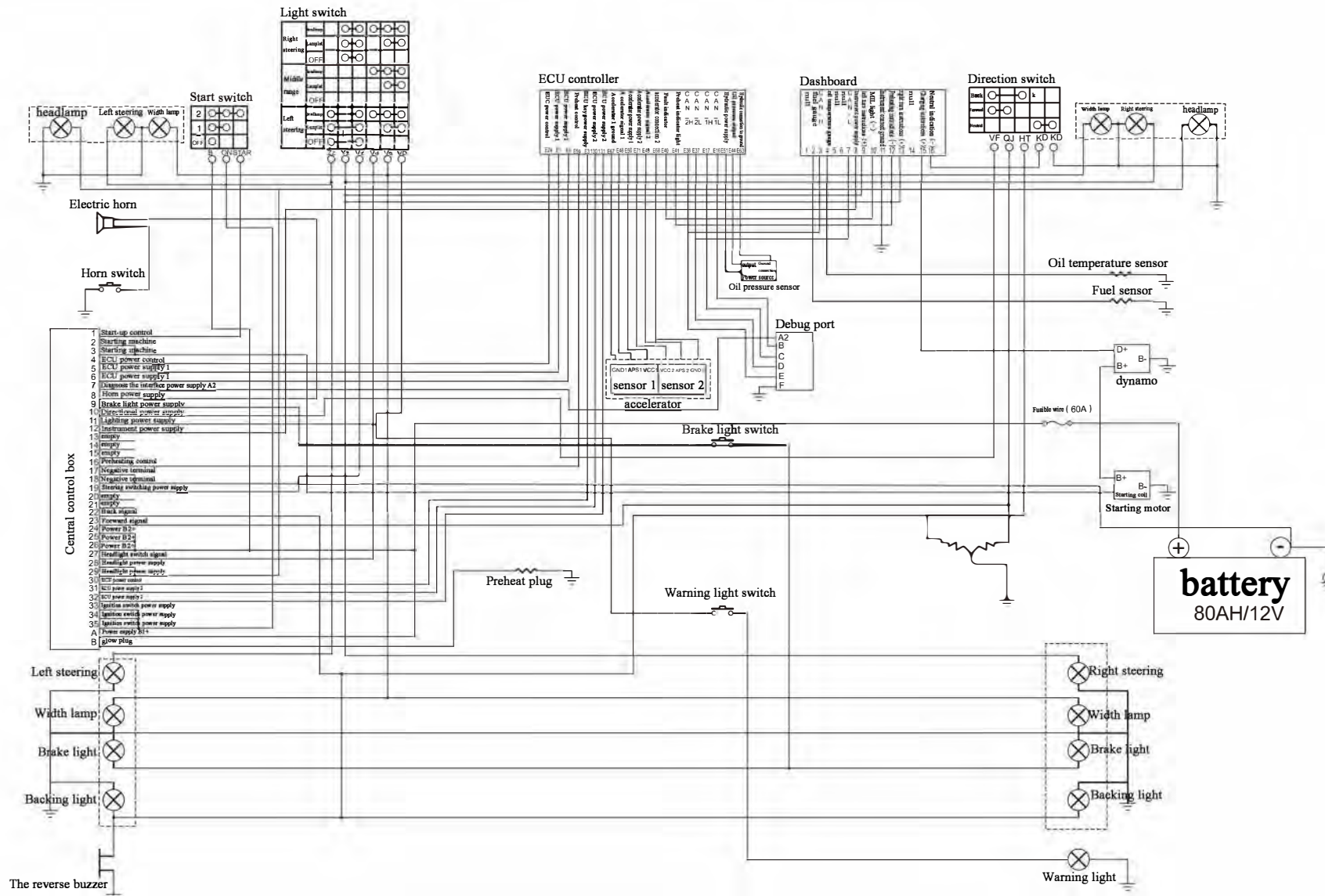
Electric system

Item	Part No	Description	Q'ty	Remark
1	A30C2-20002	Battery	1	
2	A30C2-10100	Box	1	
3	GB/823	M5×6 Screw	4	
4	DT04G-12WD2	Head lamp ass'y	2	
5	DT04G-12ZQX	Front combination lamp	2	
6	A30P2-00800	Tri-color taillights	1	
7	A30P2-00900	Tri-color taillights	1	
8	A30P2-01200	Rear lamp adapter	1	
9	DT04G-LTD152	Warning light	1	
10	A30C2-00400	Left head guard harness	1	
11	A30C2-00500	Right head guard harness	1	
12	A30G2-00700	Cable (+)	1	
13	A30C2-00800	Cable (-)	1	
14	A30B2-00900	Fused link wire	1	
15	A30C2-00300	Harness	1	
16	A30H2-00200	Engine wiring harness	1	
17	180型	Belt clip	15	
18	DT05G-JK205A	Brake switch	1	
19	DT09G-DJB12B	Back buzzer	1	
20	DT09G-DL124ED	Electric horn	1	
21	DT02G-JK802	Integral switch	1	
-	DT02G-JK804	Integral switch	1	
22	DT01G-ZC108	Combination instrument	1	
-	DT01G-ZC108W	Combination instrument	1	
23	GB/T5783	M6×35 Bolt	4	
24	GB/T97.1	6 Washer	4	
25	GB/T93	6 Washer,lock	4	
26	DT03G-R1/2SY	Temperature sensor	1	
-	DT03G-WG430	Temperature sensor	1	
27	DT03G-YG262SY	Fuel sensor	1	
28	DT03G-WG430	Temperature sensor	1	

Vehicle harness



# Electric system

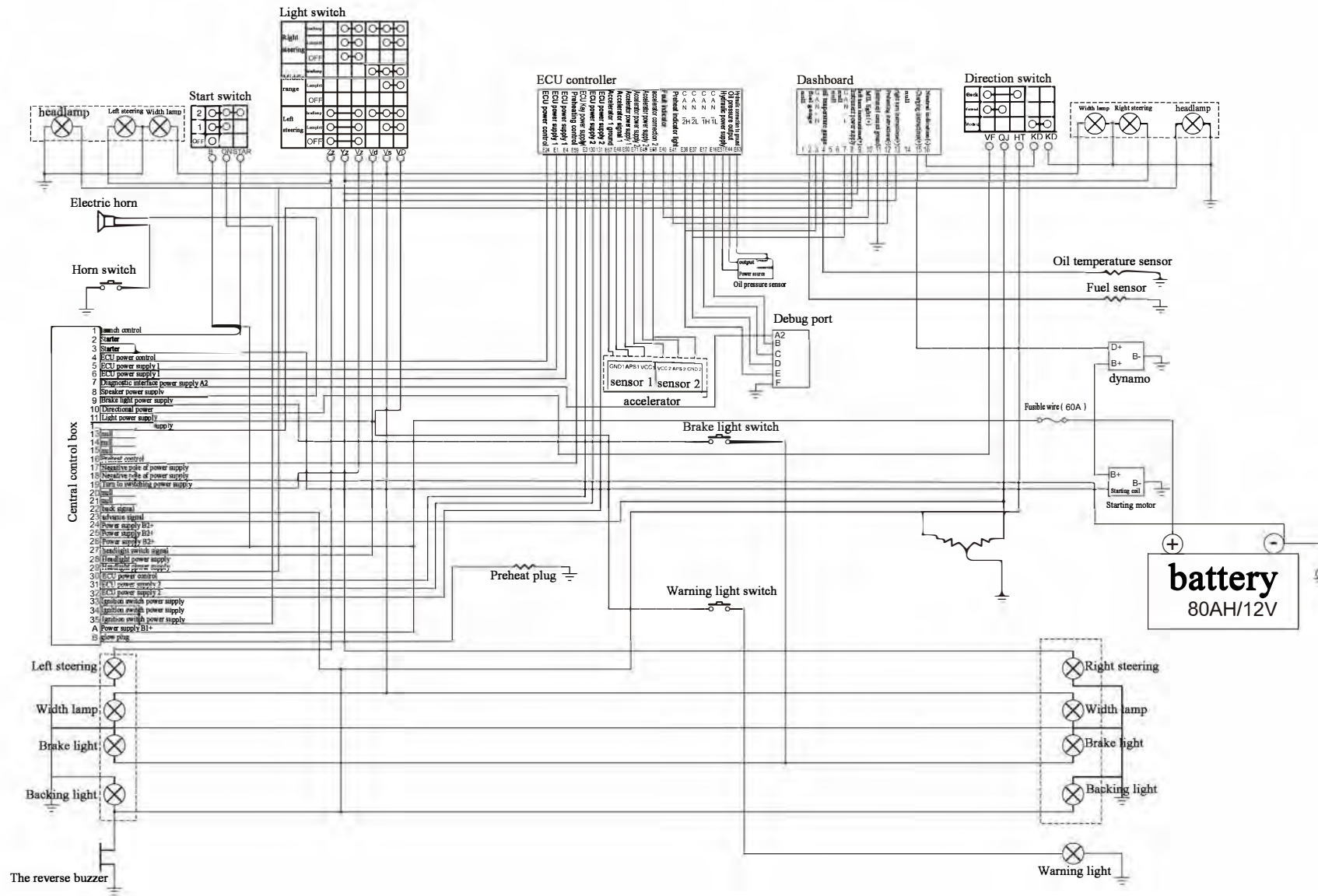


## Gambit 8800-YN2

### Electric system

Item	Part No	Description	Q'ty	Remark
1	A30C2-20002	Battery	1	
2	A30P2-01200	Rear lamp adapter	1	
3	DT04G-LTD152	Warning light	1	
4	DT05G-JK205A	Brake switch	1	
5	DT09G-DJB12B	Back buzzer	1	
6	GB/T5783	M6×20 Bolt	1	
7	GB/T96.1	6 Washer	2	
8	GB/T93	6 Washer,lock	1	
9	GB/T6170	M6 Nut	1	
10	A30PP2-10100	Box	1	
11	GB/823	M5×12 Screw	4	
12	DT09G-DL124ED	Electric horn	1	
13	GB/T5783	M8×20 Bolt	4	
14	GB/T97.1	8 Washer	4	
15	GB/T93	8 Washer,lock	4	
16	DT04G-12WD2	Head lamp ass'y	2	
17	DT04G-12ZQX	Front combination lamp	2	
18	A30C2-00400	Left head guard harness	1	
19	DT02G-JK802	Integral switch	1	
-	DT02G-JK804	Integral switch	1	
20	A30PP2-70100	Combination instrument	1	
21	GB/T5783	M6×35 Bolt	4	
22	A30A6-00008	Bushing	4	
23	GB/T96.1	6 Washer	4	
24	A30C2-00500	Right head guard harness	1	
25	DT03G-YG262SY	Fuel sensor	1	
26	GB/823	M5×12 Screw	5	
27	A30C2-80900	Fused link wire	1	
28	A30C2-80800	Cable (+)	1	
29	A30C2-00800	Cable (-)	1	

# Electric system



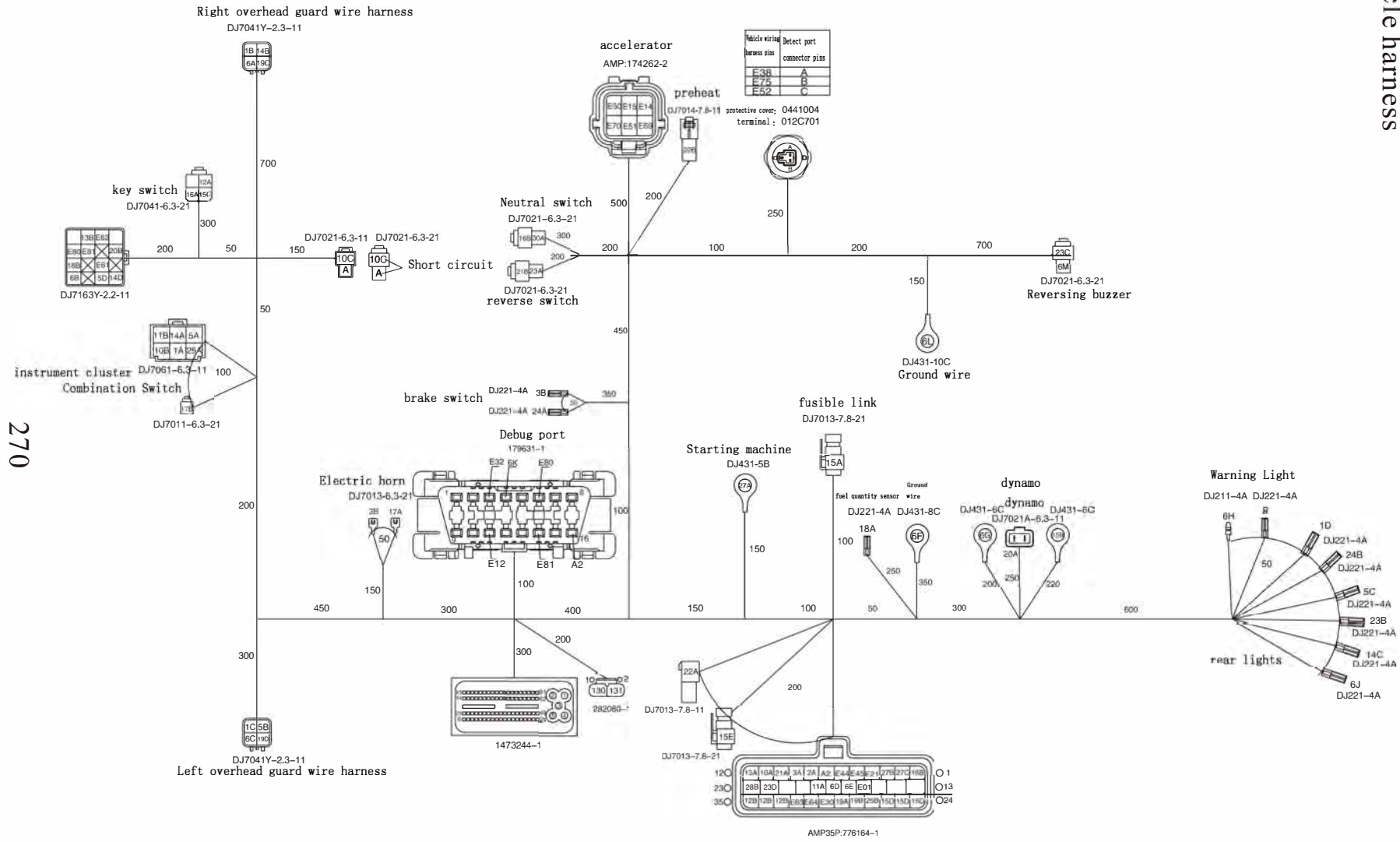
Gambit 88000-YN2

Electric system

Item	Part No	Description	Q'ty	Remark
30	A30PP2-80100	Vehicle harness	1	
-	A30PP2-80200	Vehicle harness	1	
-	A30PP2-80300	Vehicle harness	1	
31	180	Belt clip	1	
32	DT03G-R1/2SY	Oil pressure sensor	1	
33	A30PP2-60100	Accelerator	1	
34	A30P2-00800	Tri-color taillights	1	
35	A30P2-00900	Tri-color taillights	1	
36	DT03G-R1/2SY	Temperature sensor	1	



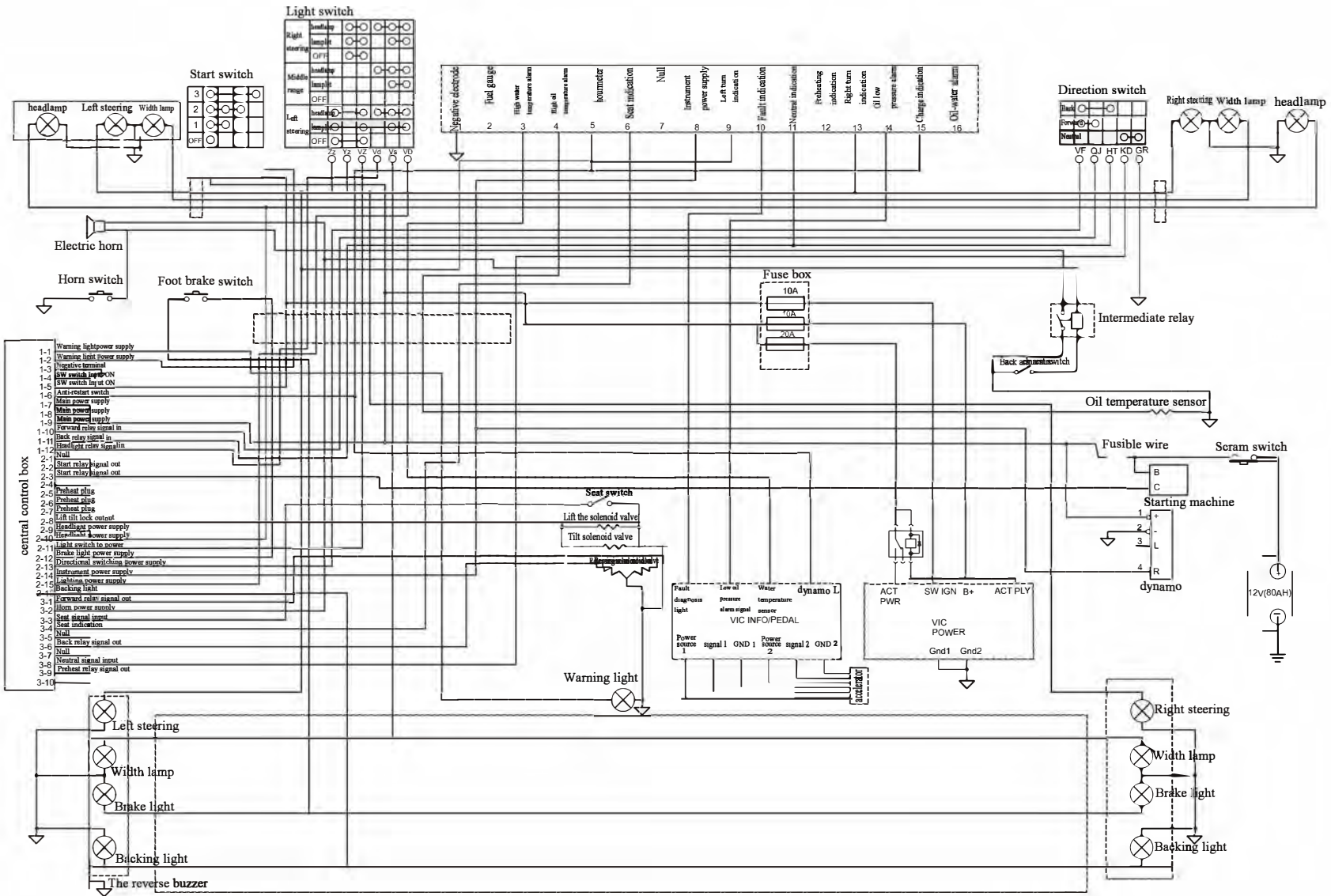
# Vehicle harness



270



# Electric system

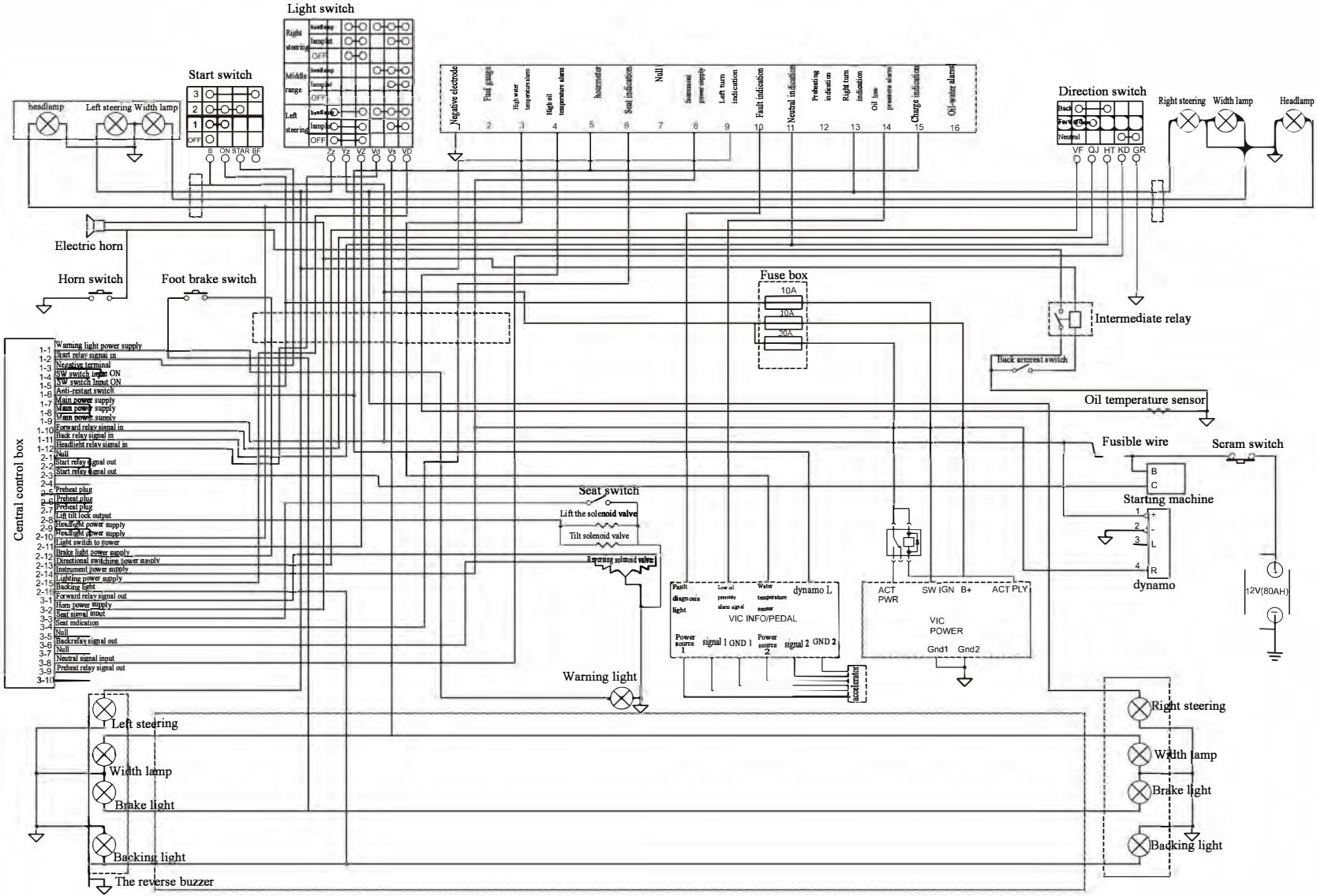


## Gambit 8800-R4

### Electric system

Item	Part No	Description	Q'ty	Remark
1	A30C2-20002	Battery	1	
2	A30AE2-10100	Box	1	
3	GB/823	M5×12 Screw	4	
4	DT04G-12WD2	Head lamp ass'y	2	
5	DT04G-12ZQX	Front combination lamp	2	
6	A30P2-01200	Rear lamp adapter	1	
7	DT04G-LTD152	Warning light	1	
8	A30C2-00400	Left head guard harness	1	
9	A30C2-00500	Right head guard harness	1	
10	A30C2-00800	Cable (+)	1	
-	A30C2-00801/2	Cable (-)	1	
11	A30C2-80900	Fused link wire	1	
12	A30AE2-80100	Harness	1	
13	180型	Belt clip	15	
14	DT05G-JK205A	Brake switch	1	
15	DT09G-DJB12B	Back buzzer	1	
16	GB/T5783	M6×20 Bolt	1	
17	GB/T96.1	6 Washer	2	
18	GB/T93	6 Washer,lock	1	
19	GB/T6170	M6 Nut	1	
20	DT09G-DL124ED	Electric horn	1	
21	GB/T5783	M8×20 Bolt	1	
22	GB/T97.1	8 Washer	1	
23	GB/T93	8 Washer,lock	1	
24	A30C2-60400	Integral switch	1	
25	A30AE2-70100	Combination instrument	1	
26	GB/T5783	M6×35 Bolt	4	
27	GB/T96.1	6 Washer	4	
28	A30A6-00008	Bushing	4	
29	DT03G-R1/2SY	Oil temperature sensor	1	

# Electric system



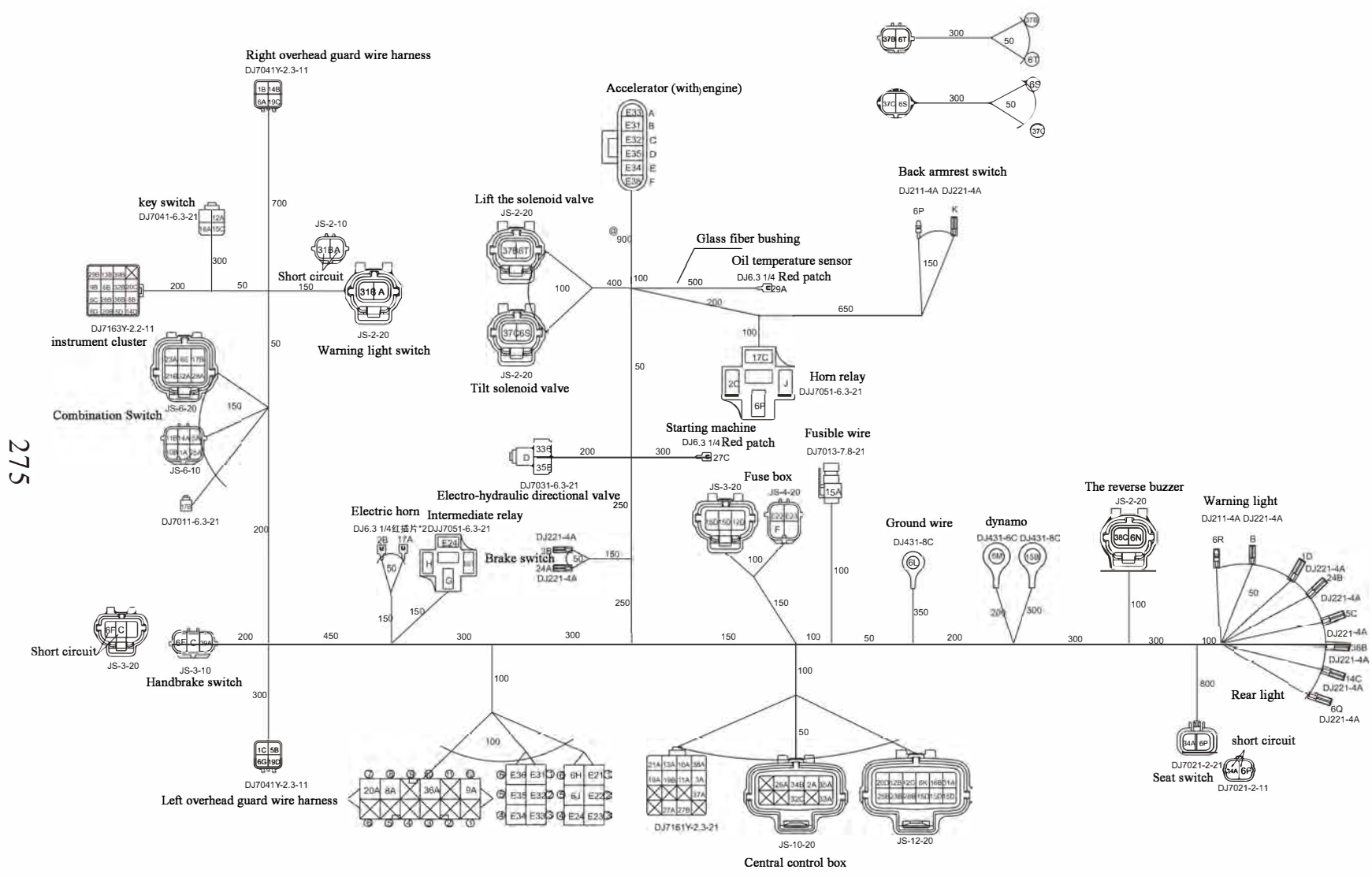
Gambit 8800-R4

Electric system

Item	Part No	Description	Q'ty	Remark
30	A30AE2-00204	Accelerator	1	
31	A70S2-00900	Emergency power off switch	1	
32	A30G2-80900	Cable (+)	1	
33	A30AE2-50100	Water temperature sensor	1	
34	A30AE2-80200	Engine harness plug	1	
35	DT06G-JD1914	Intermediate relay	1	
36	A15G2-00210	Fuse box	1	
37	A30P2-00800	Tri-color taillights	1	
38	A30P2-00900	Tri-color taillights	1	

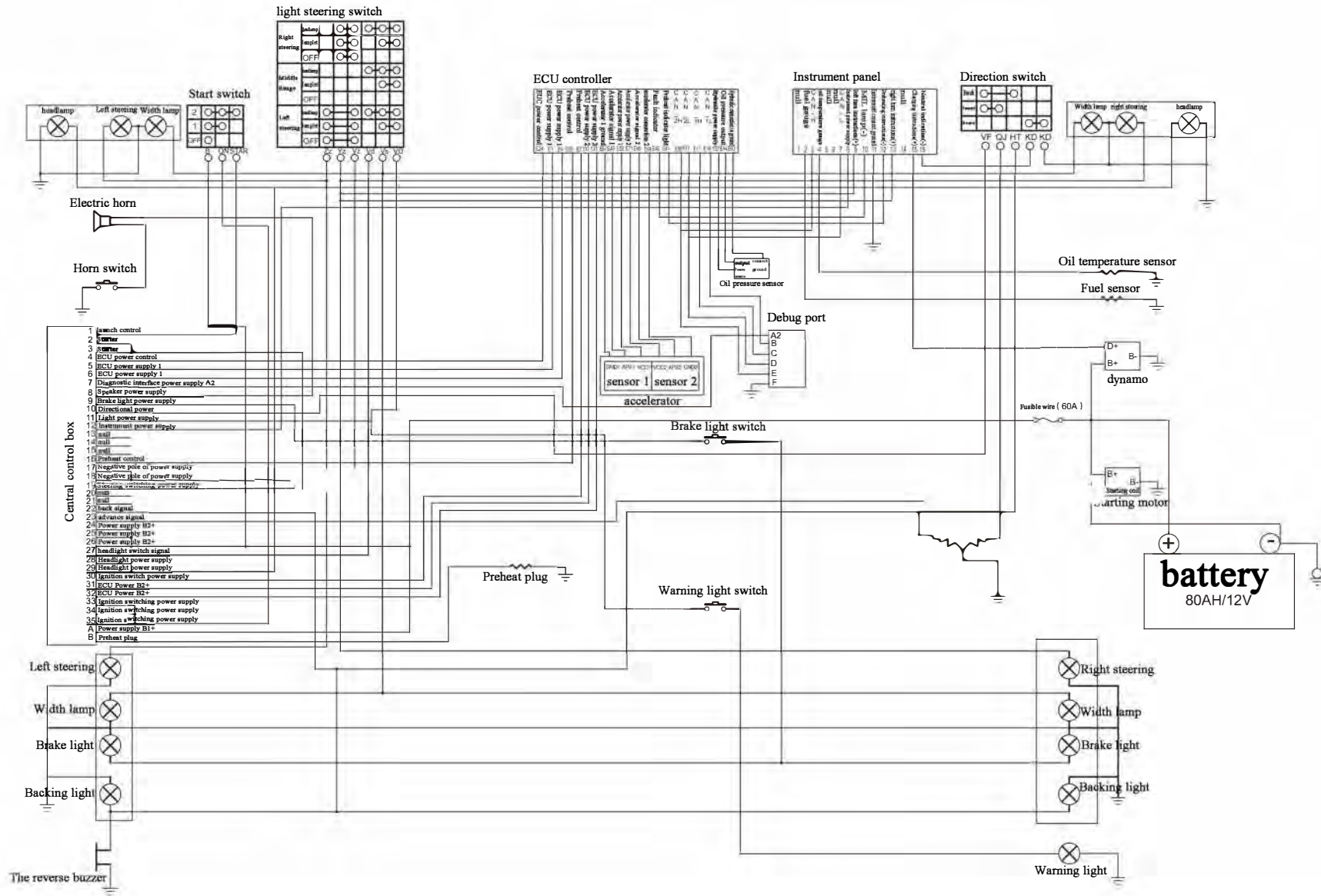
# Vehicle harness

APP 14



275

# Electric system



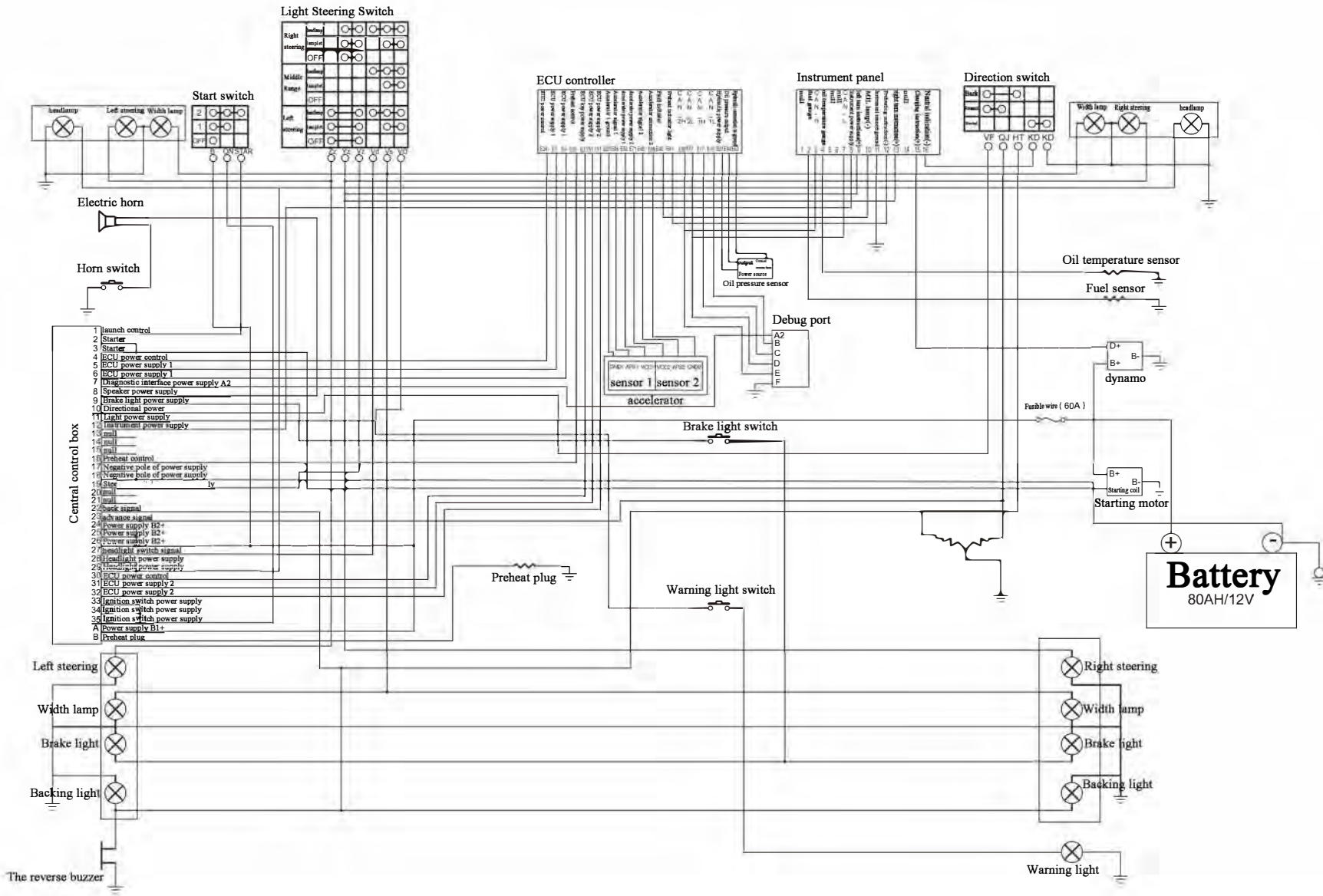


## Gambit 8800-D3

### Electric system

Item	Part No	Description	Q'ty	Remark
1	A30C2-20002	Battery	1	
2	A30P2-01200	Rear lamp adapter	1	
-	DT04G-12XH8	Rear lamp	1	
3	DT04G-LTD152	Warning light	1	
4	DT05G-JK205A	Brake switch	1	
5	DT09G-DJB12B	Back buzzer	1	
6	GB/T5783	M6×20 Bolt	1	
7	GB/T96.1	6 Washer	2	
8	GB/T93	6 Washer,lock	1	
9	GB/T6170	M6 Nut	1	
10	A30KA2-10100	Box	1	
11	GB/823	M5×12 Screw	4	
12	DT09G-DL124ED	Electric horn	1	
13	GB/T5783	M8×20 Bolt	4	
14	GB/T97.1	8 Washer	4	
15	GB/T93	8 Washer,lock	4	
16	DT04G-12WD2	Head lamp ass'y	2	
17	DT04G-12ZQX	Front combination lamp	2	
18	A30C2-00400	Left head guard harness	1	
19	DT02G-JK802	Integral switch	1	
20	A30PP2-70200	Combination instrument	1	
21	GB/T5783	M6×35 Bolt	4	
22	A30A6-00008	Bushing	4	
23	GB/T96.1	6 Washer	4	
24	A30C2-00500	Right head guard harness	1	
25	DT03G-YG262SY	Oil temperature sensor	1	
26	GB/823	M5×12 Screw	5	
27	A30B2-80900	Fused link wire	1	
28	A30C2-00700	Cable (+)	1	
29	A30C2-00800	Cable (-)	1	

# Electric system



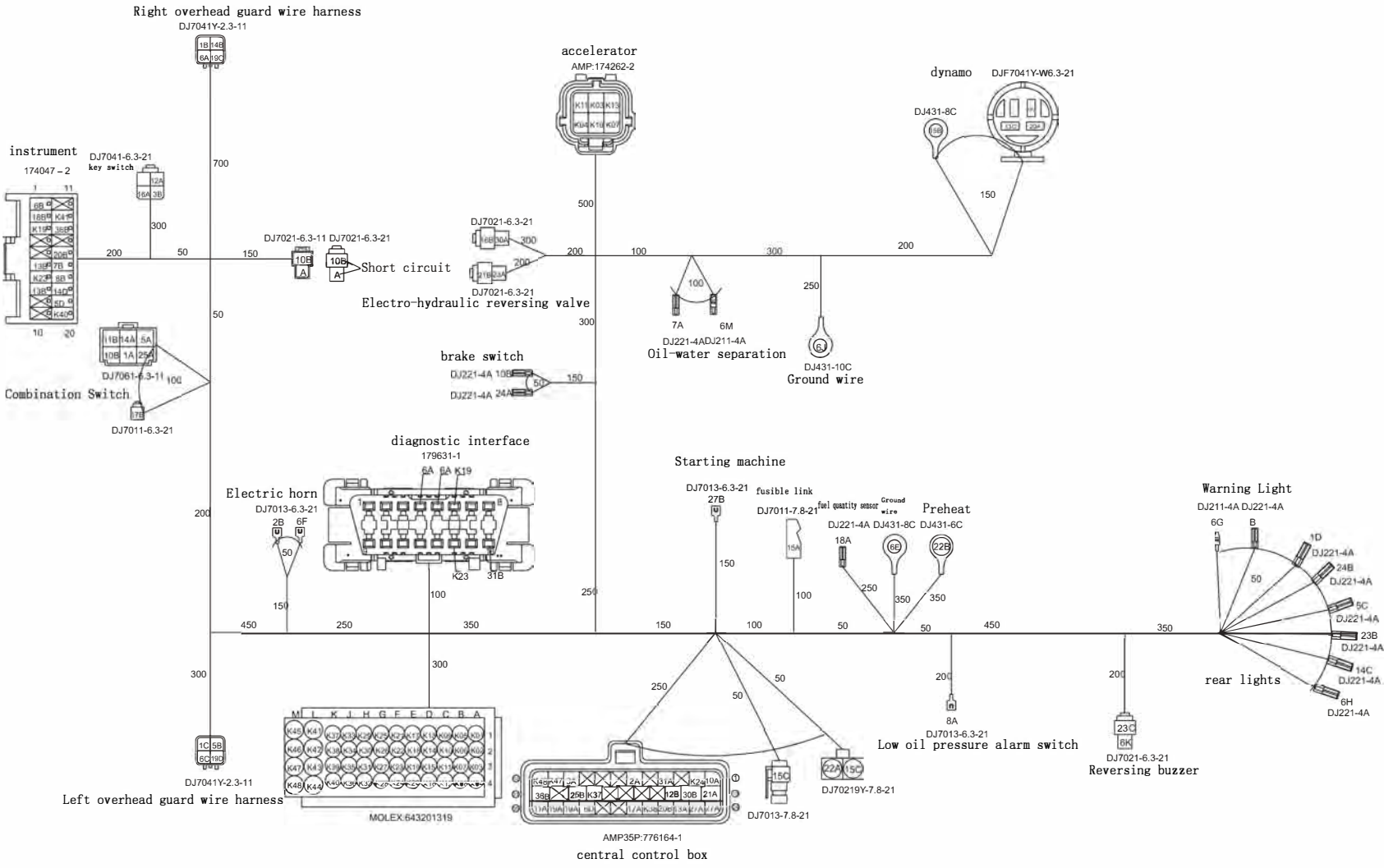


Gambit 8800-D3

Electric system

Item	Part No	Description	Q'ty	Remark
30	A30KA2-80100	Vehicle harness	1	
-	A30KA2-80200	Vehicle harness	1	
-	A30KA2-80300	Vehicle harness	1	
31	180型	Belt clip	1	
32	A30PW2-50100	Oil pressure sensor	1	
33	A30PW2-60100	Accelerator	1	

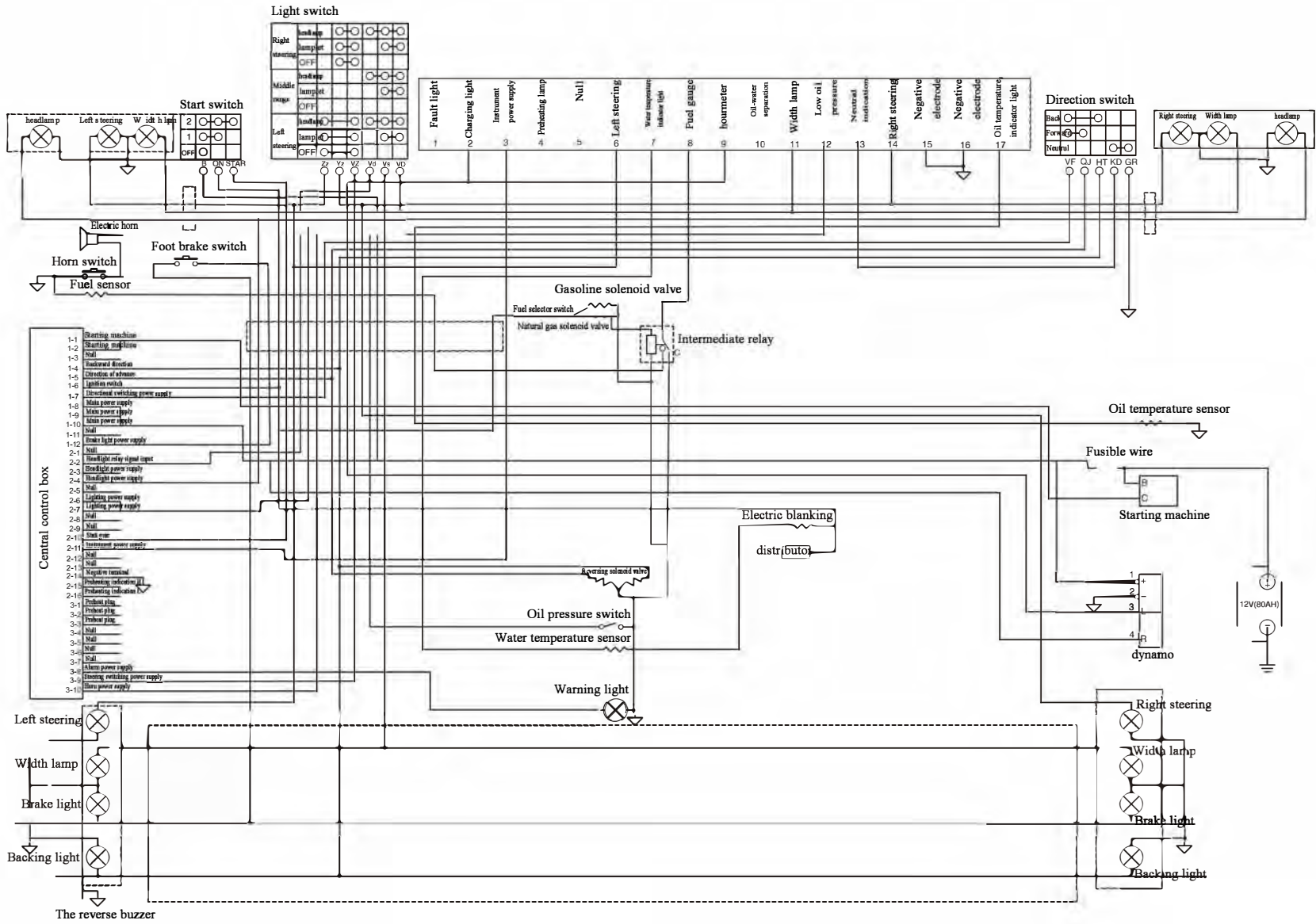
Vehicle harness



280

2

# Electric system

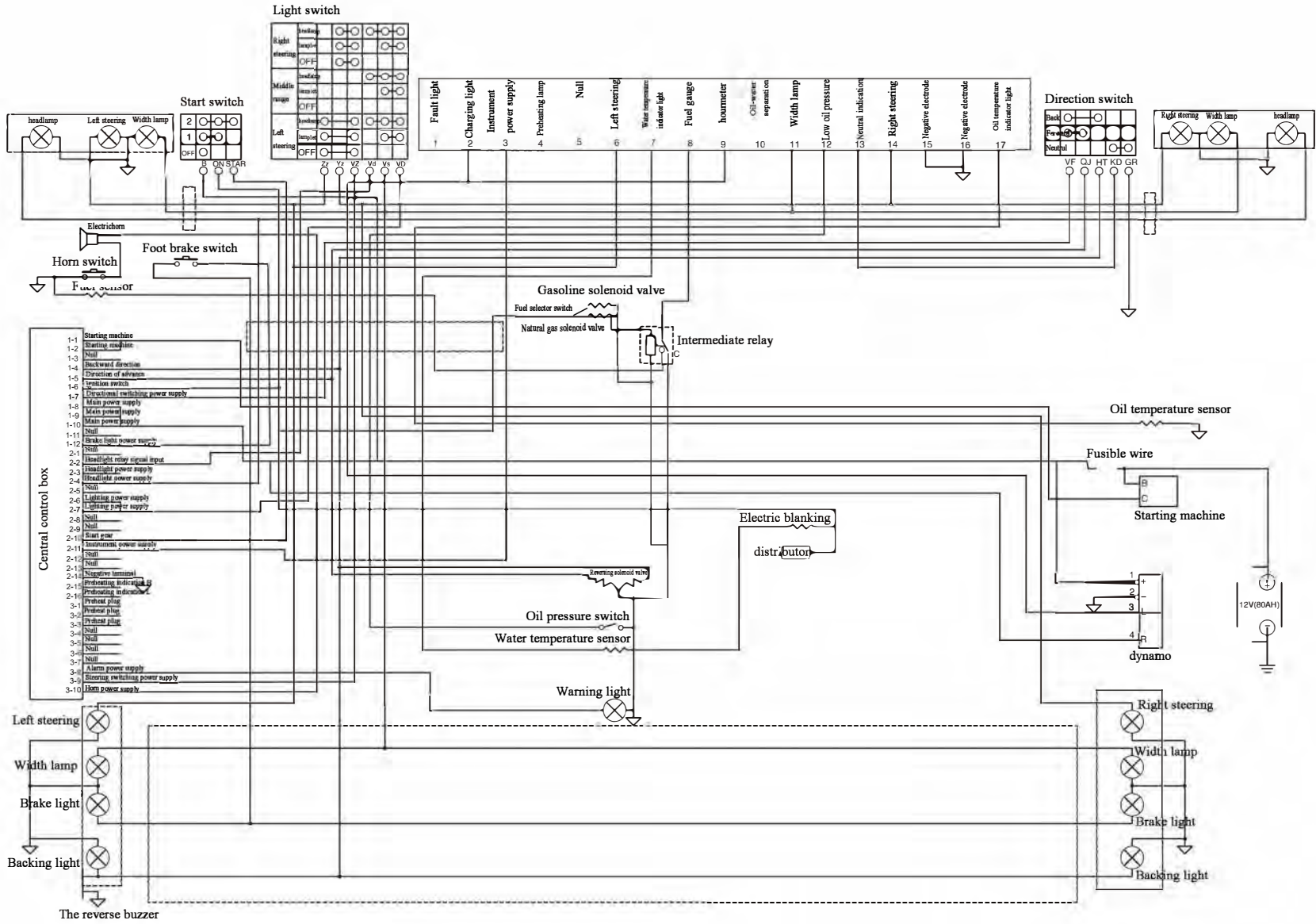


Gambit 8800-R6

Electric system

Item	Part No	Description	Q'ty	Remark
1	A30C2-20002	Battery	1	
2	A30G2-00700	Cable (+)	1	
3	A30C2-00800	Cable (-)	1	
4	A30B2-00900	Fused link wire	1	
5	DT03G-YG262SY	Fuel sensor	1	
6	GB/823	M5×12 Screw	5	
7	DT04G-12WD2	Head lamp ass'y	2	
8	DT04G-12ZQX	Front combination lamp	2	
9	A30C2-00400	Left head guard harness	1	
10	A30C2-00500	Right head guard harness	1	
11	DT01G-ZC108W	Combination instrument	1	
12	GB/T5783	M6×35 Bolt	4	
13	GB/T96.1	6 Washer	4	
14	A30A6-00008	Bushing	4	
15	A30C2-60400	Integral switch	1	
16	DT09G-DL124ED	Electric horn	1	
17	GB/T5783	M8×20 Bolt	1	
18	GB/T97.1	8 Washer	1	
19	GB/T93	8 Washer,lock	1	
20	A30C2-10300	Box	1	
21	GB/823	M5×12 Screw	4	
22	DT04G-12XH8	Rear lamp	1	
23	DT09G-DJB12B	Back buzzer	1	
24	GB/T5783	M6×20 Bolt	1	
25	GB/T96.1	6 Washer	2	
26	GB/T93	6 Washer,lock	1	
27	GB/T6170	M6 Nut	1	
28	DT04G-LTD152	Warning light	1	
29	DT05G-JK205A	Brake switch	1	
30	A30E2-80700	Vehicle harness	1	

# Electric system

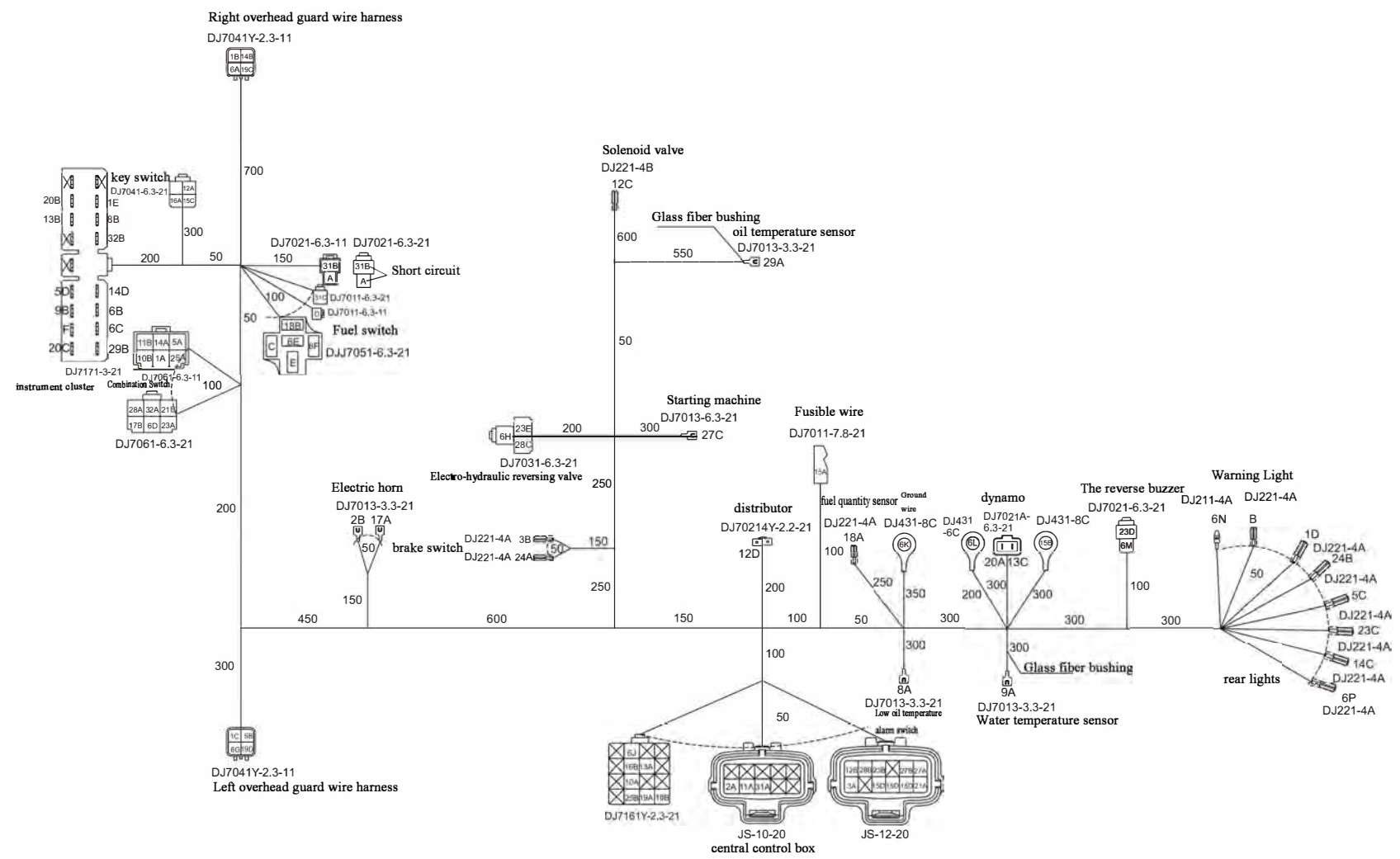


Gambit 8800-R6

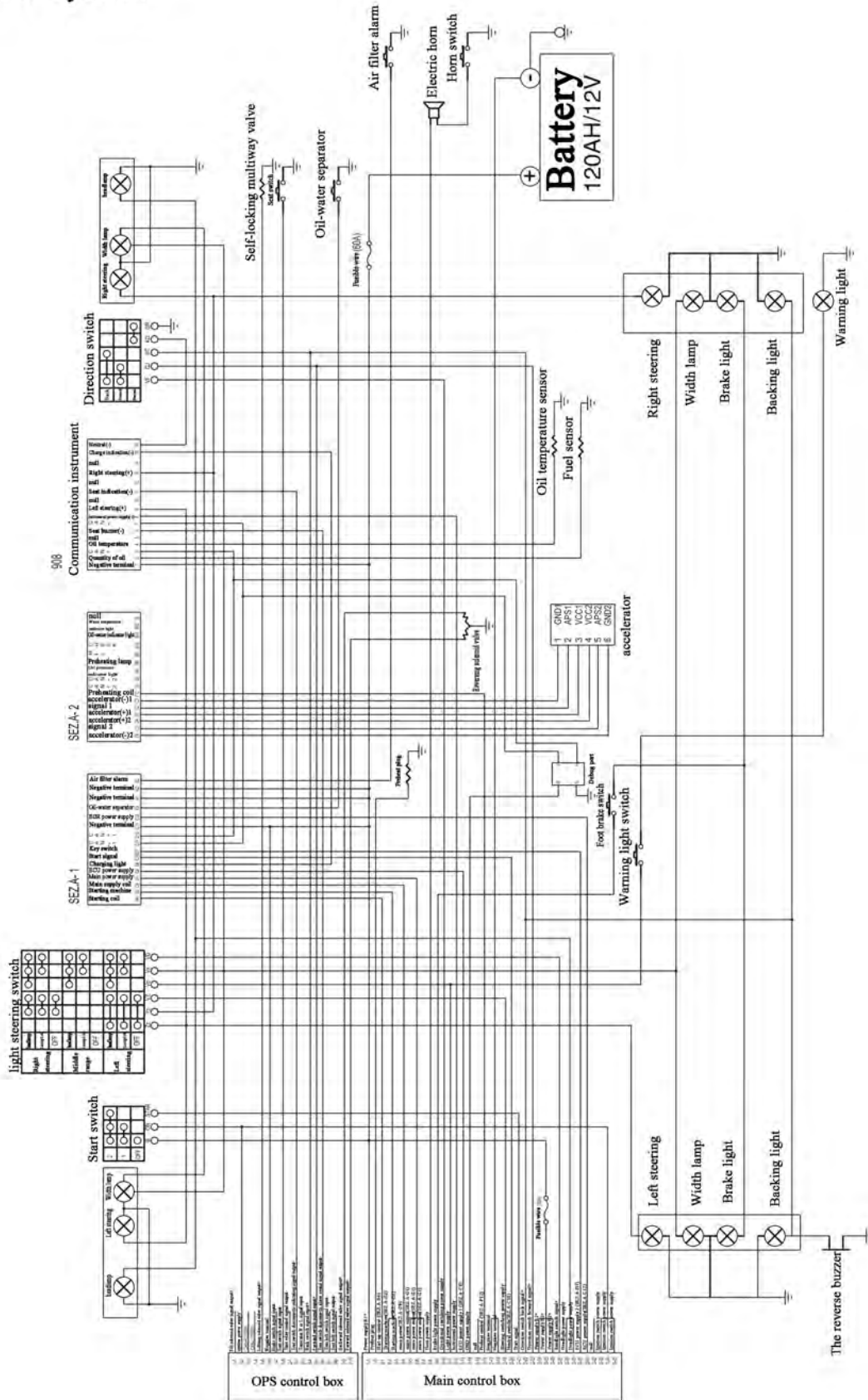
Electric system

Item	Part No	Description	Q'ty	Remark
31	180型	Belt clip	1	
32	DT03G-WG430	Oil temperature sensor	1	
33	DT03G-YG262SY	Fuel sensor	1	
34	DT06G-JD1914	Intermediate relay	1	

# Vehicle harness



# Electric system



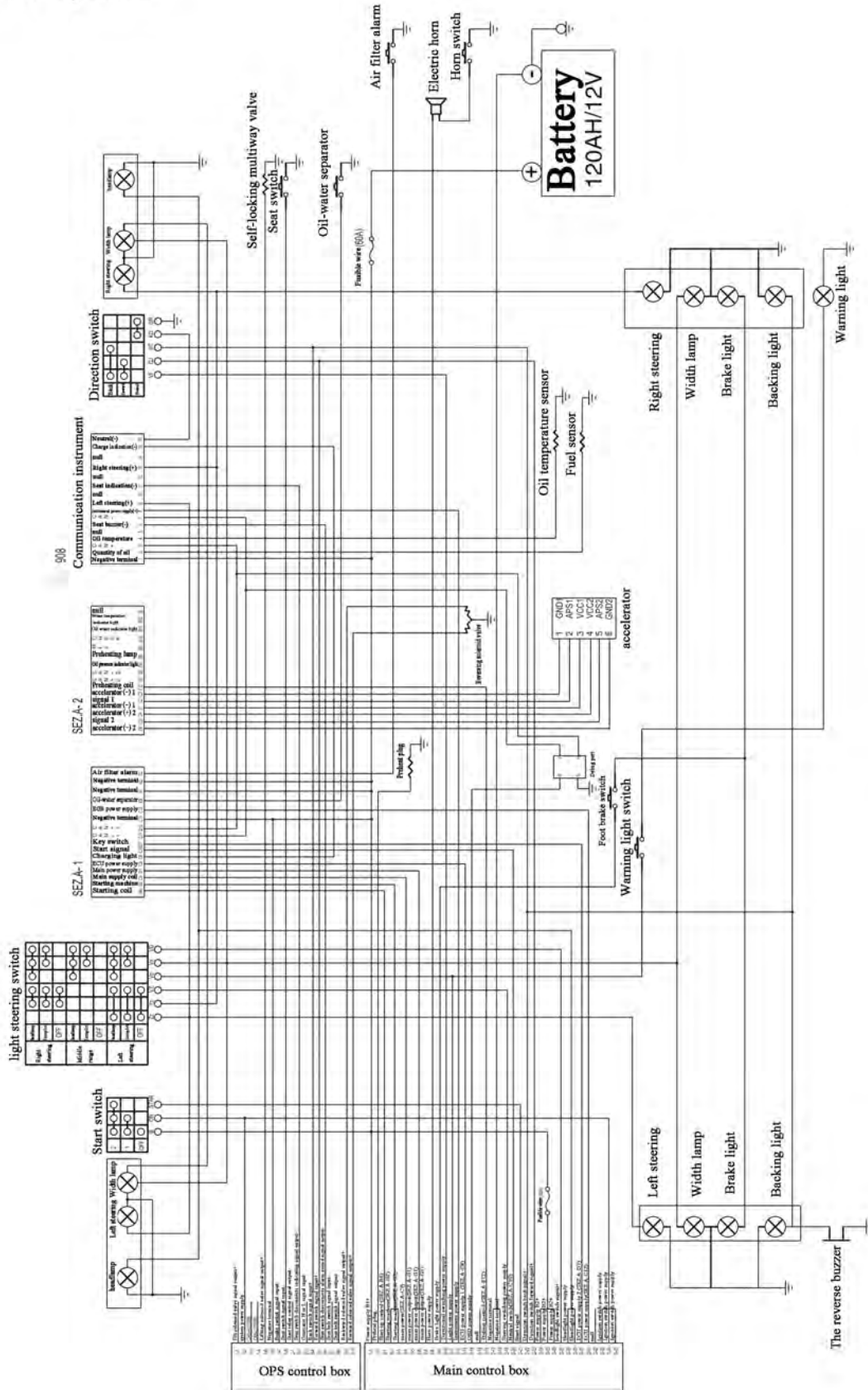


Gambit 8800-KL1

Electric system

Item	Part No	Description	Q'ty	Remark
1	A30BN2-20100	Battery	1	
2	A30BN2-10100	Box	1	
3	A30BN2-10100	OPS control box	1	
4	GB/823	M5×12 Screw	10	
5	DT04G-12WD2	Head lamp ass'y	2	
6	DT04G-12ZQX	Front combination lamp	2	
7	DT04G-12XH8	Rear lamp	1	
8	DT04G-LTD152	Warning light	1	
9	A30C2-00500	Right head guard harness	1	
10	A30C2-00400	Left head guard harness	1	
11	A30BN2-80200	Cable (+)	1	
12	A30BN2-80300	Cable (-)	1	
13	A30C2-80900	Fused link wire	1	
14	A20X2-80100	Vehicle harness	1	
15	180型	Belt clip	15	
16	DT05G-JK205A	Brake switch	1	
17	A30C2-60500	Back buzzer	1	
18	GB/T5783	M6×20 Bolt	1	
19	GB/T96.1	6 Washer	2	
20	GB/T93	6 Washer,lock	1	
21	GB/T6170	M6 Nut	1	
22	DT09G-DL124ED	Electric horn	1	
23	GB/T5783	M8×20 Bolt	1	
24	GB/T97.1	8 Washer	1	
25	GB/T93	8 Washer,lock	1	
26	A30C2-60400	Integral switch	1	
27	A30BN2-70100	Combination instrument	1	
28	GB/T5783	M6×35 Bolt	4	
29	GB/T96.1	6 Washer	4	
30	A30A6-00008	Bushing	4	

# Electric system



---

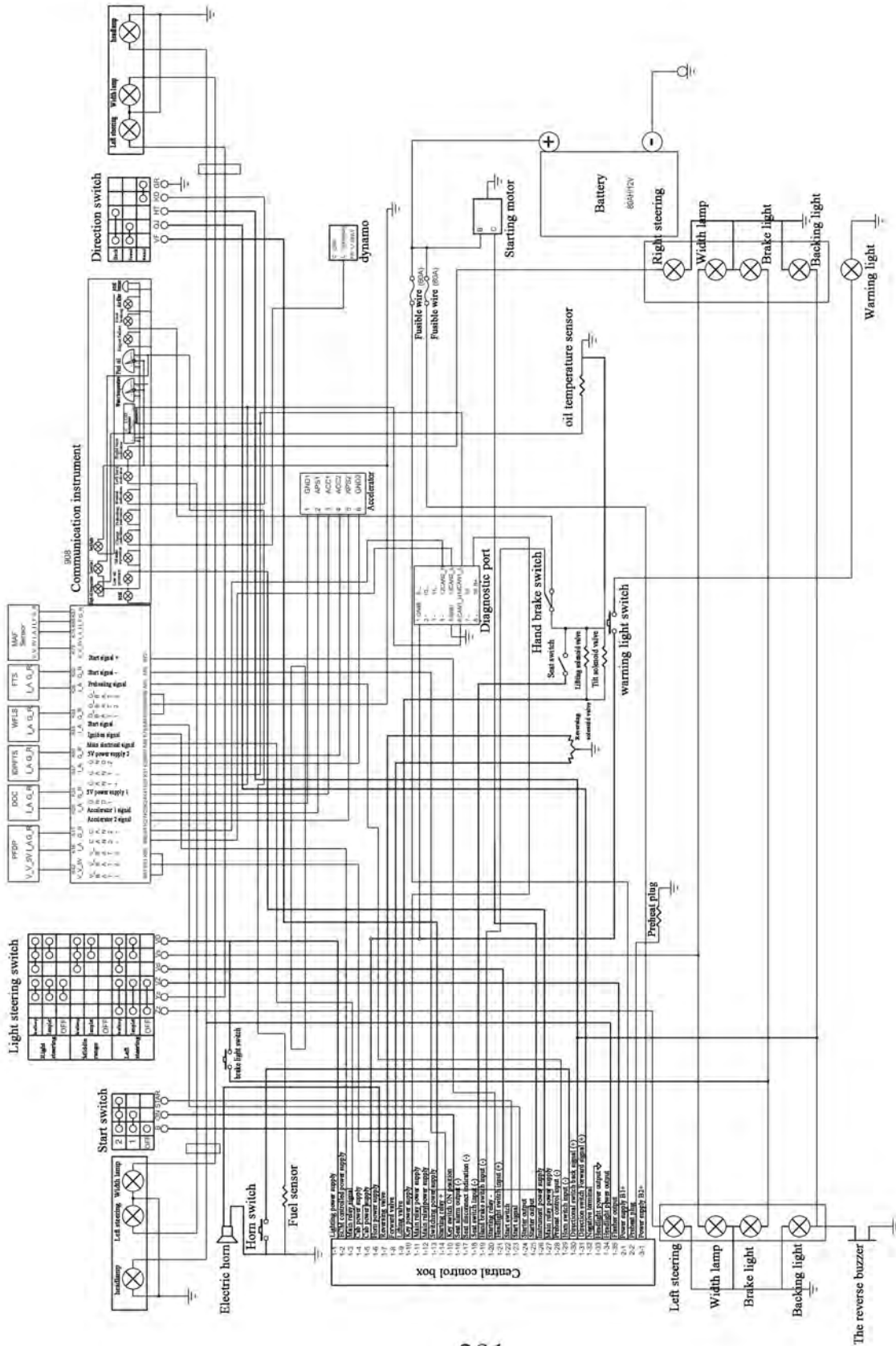
Electric system

Gambit 8800  
-KL1

Item	Part No	Description	Q'ty	Remark
31	DT03G-WG430	Oil temperature sensor	1	
32	DT03G-YG262SY	Fuel sensor	1	
33	GB/823	M5×12 Screw	5	
34	A30BN2-60100	Accelerator	1	
35	A30BN2-80103	Transfer line	1	



# Electric system



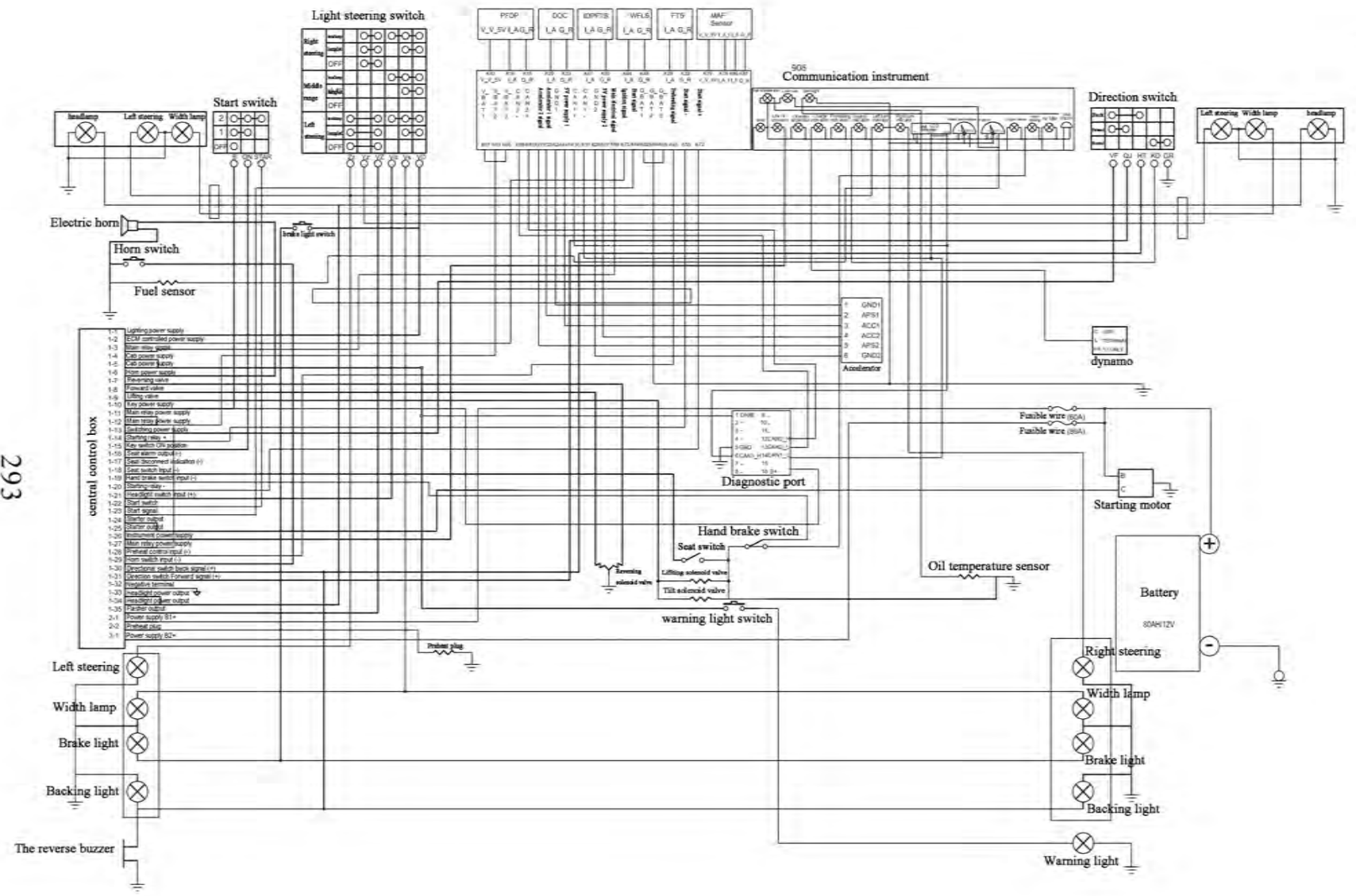
## Gambit 8800-DS2

### Electric system

Item	Part No	Description	Q'ty	Remark
1	A30BN2-20100	Battery	1	
2	A30DL2-10100	Box	1	
3	GB/823	M5×12 Screw	4	
4	A15G2-40200	Head lamp ass'y	2	
5	DT04G-LTD152	Warning light	1	
6	A30C2-00400	Left head guard harness	1	
7	A40S2-80400	Cable (+)	1	
8	A40S2-80500	Cable (-)	1	
9	A30C2-80900	Fused link wire	1	
10	A40S2-80100	Vehicle harness	1	
11	180型	Belt clip	15	
12	T20G2-60500	Brake switch	1	
13	A30C2-60500	Back buzzer	1	
14	GB/T5783	M6×20 Bolt	1	
15	GB/T96.1	6 Washer	2	
16	GB/T93	6 Washer,lock	1	
17	GB/T6170	M6 Nut	1	
18	DT09G-DL124ED	Electric horn	1	
19	GB/T5783	M8×20 Bolt	1	
20	GB/T97.1	8 Washer	1	
21	GB/T93	8 Washer,lock	1	
22	A30C2-60400	Integral switch	1	
23	A40S2-70100	Combination instrument	1	
24	GB/T5783	M6×35 Bolt	4	
25	GB/T96.1	6 Washer	4	
26	A30A6-00008	Bushing	4	
27	DT03G-R1/2SY	Oil temperature sensor	1	
28	DT03G-YG262SY	Fuel sensor	1	
29	GB/823	M5×12 Screw	5	
30	A30AB2-60100	Accelerator	1	

Electric system

FIGURE 200



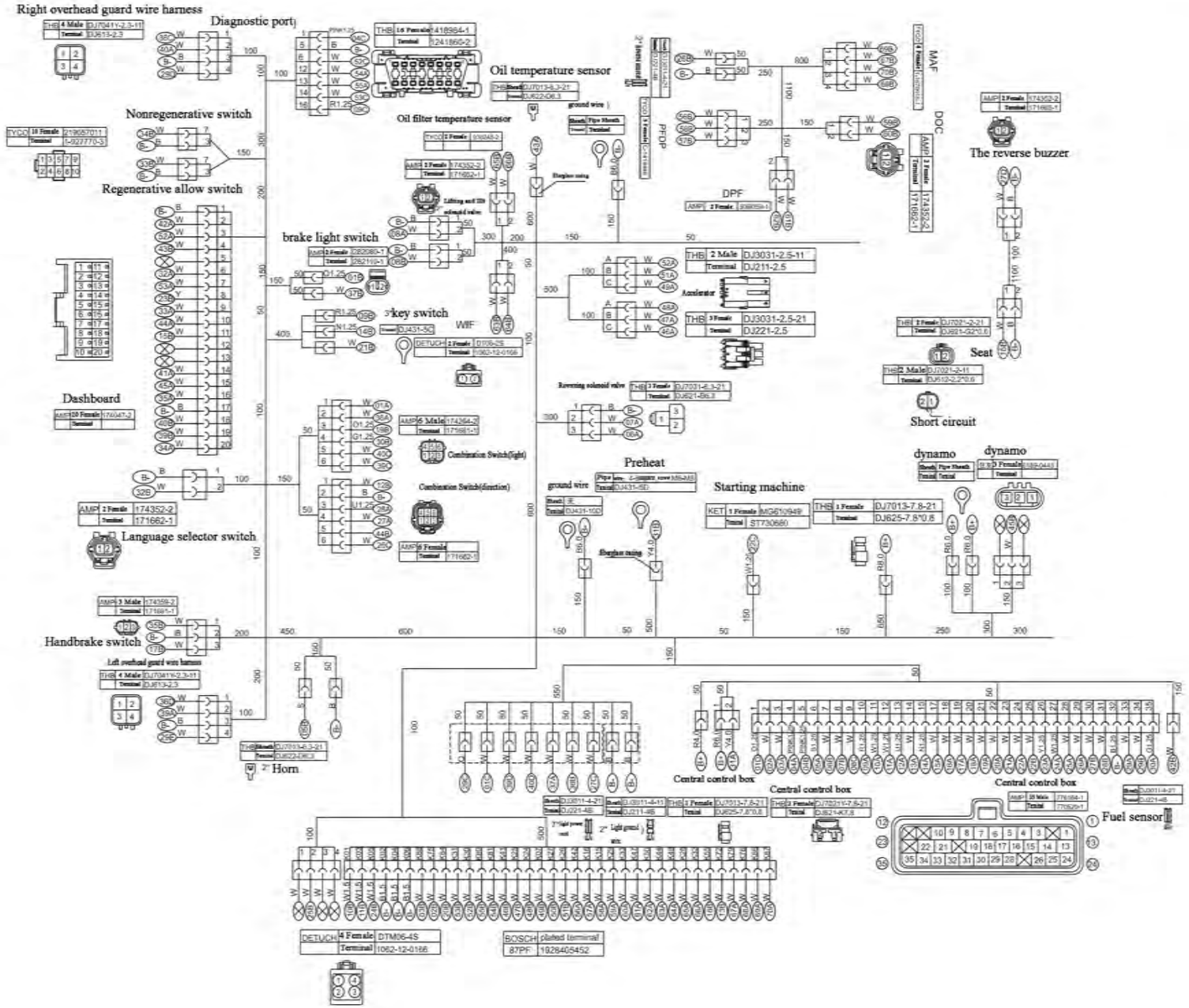
Gambit 8800-DS2

Electric system

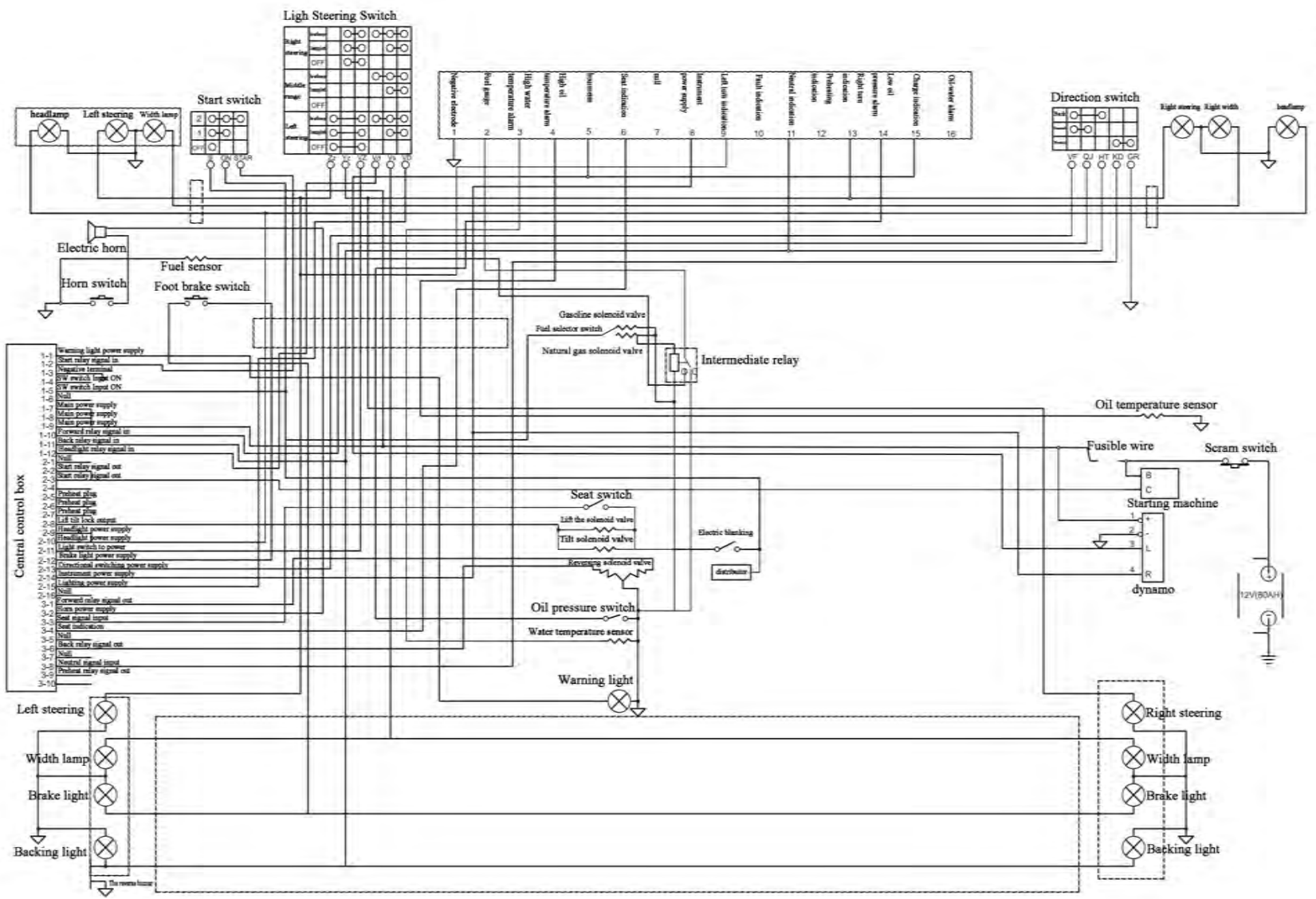
Item	Part No	Description	Q'ty	Remark
31	A30P2-01200	Rear tail lamp adapter	1	
32	A15R2-60300	Hand brake switch	1	
33	A30C2-00500	Right head guard harness	1	
34	A30P2-00900	Tricolor tail lamp	1	
35	A30P2-00800	Tricolor tail lamp	1	
36	DT04G-12ZQX	Front lamp	2	



# Vehicle harness



# Electric system

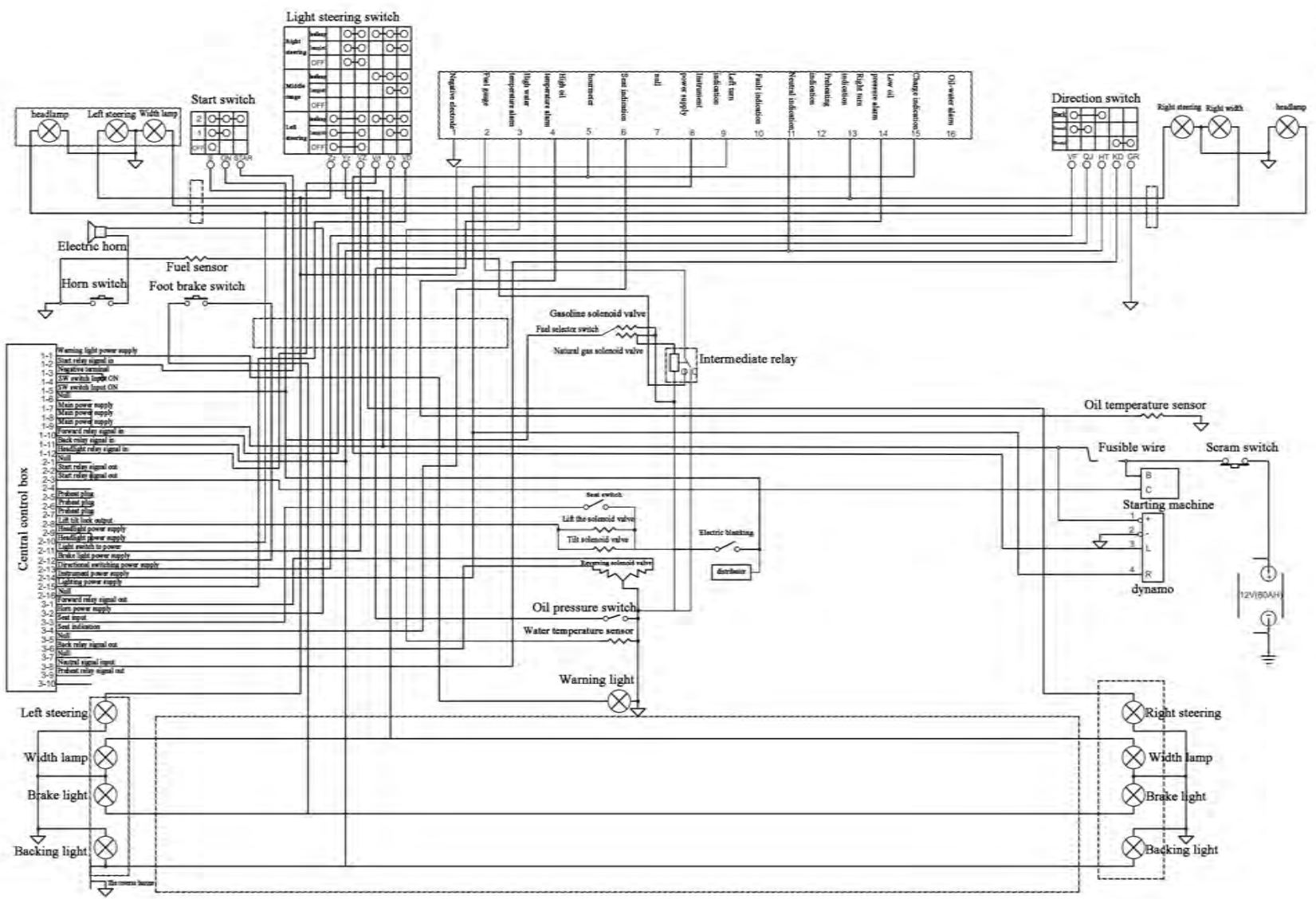


## Gambit 8800-S5

### Electric system

Item	Part No	Description	Q'ty	Remark
1	A30C2-20002	Battery	1	
2	A30C2-00700	Cable (+)	1	
-	A30C2-00700	Cable (+)	1	
3	A30C2-00800	Cable (-)	1	
-	A30C2-00802	Cable (-)	1	
-	A30C2-00801	Cable (-)	1	
4	A30B2-00900	Fused link wire	1	
-	A30C2-80900	Fused link wire	1	
5	A30PI2-50100	Fuel sensor	1	
6	GB/823	M5×12 Screw	5	
7	DT04G-12WD2	Head lamp ass'y	2	
8	DT04G-12ZQX	Front lamp	2	
9	A30C2-00400	Left head guard harness	1	
10	A30C2-00500	Right head guard harness	1	
11	DT01G-ZC108W	Combination instrument	1	
-	A30AE2-70100	Combination instrument	1	
-	A30AE2-70200	Combination instrument	1	
12	GB/T5783	M6×35 Bolt	4	
13	GB/T96.1	6 Washer	4	
14	A30A6-00008	Bushing	4	
15	DT02G-JK802	Integral switch	1	
-	DT02G-JK804	Integral switch	1	
-	A30C2-60400	Integral switch	1	
16	DT09G-DL124ED	Electric horn	1	
17	GB/T5783	M8×20 Bolt	1	
18	GB/T97.1	8 Washer	4	
19	GB/T93	8 Washer,lock	4	
20	A30C2-10300	Box	4	
-	A30C2-10400	Box	1	
21	GB/823	M5×12 Screw	1	

# Electric system

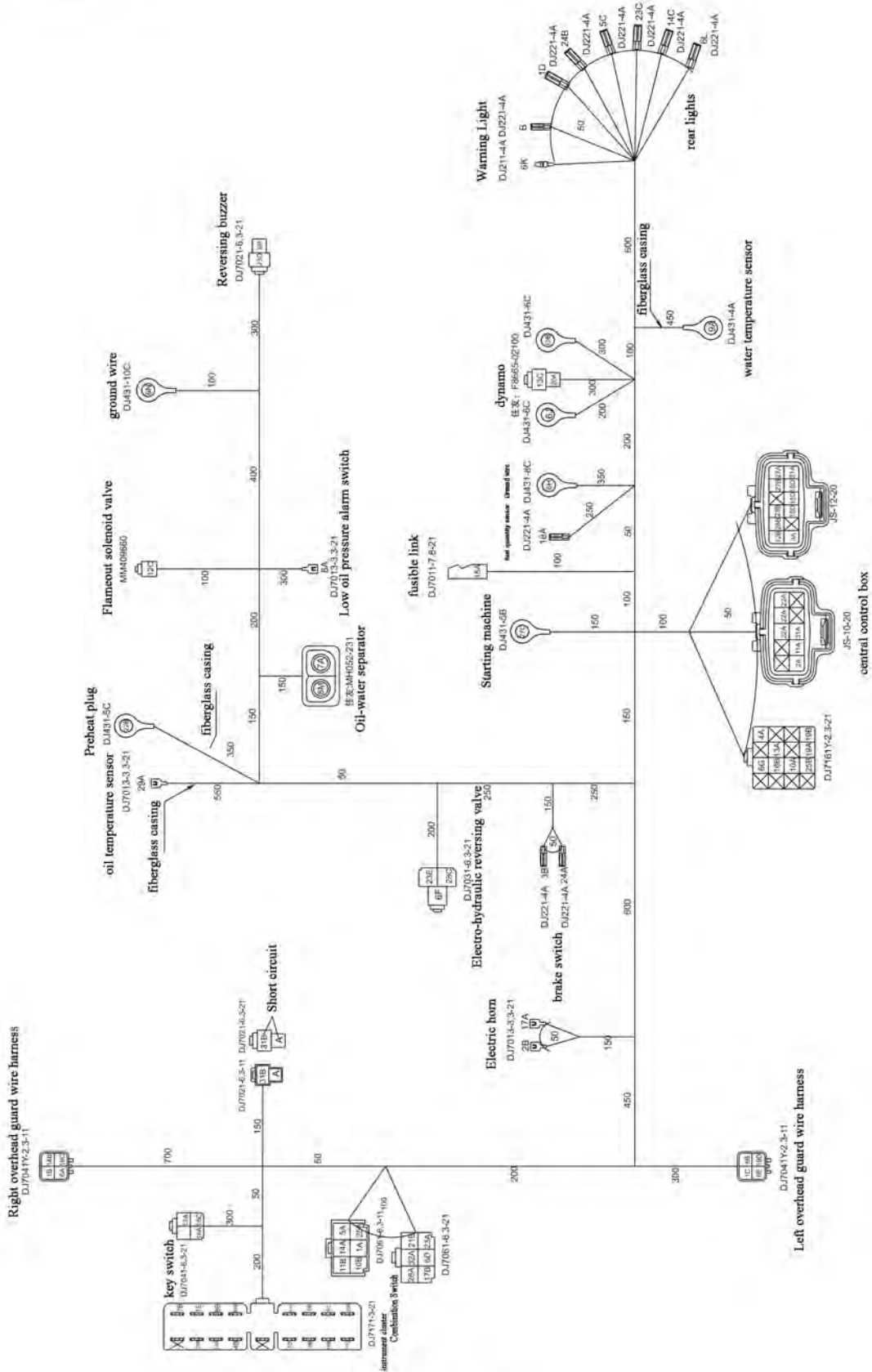


Gambit 8800-S5

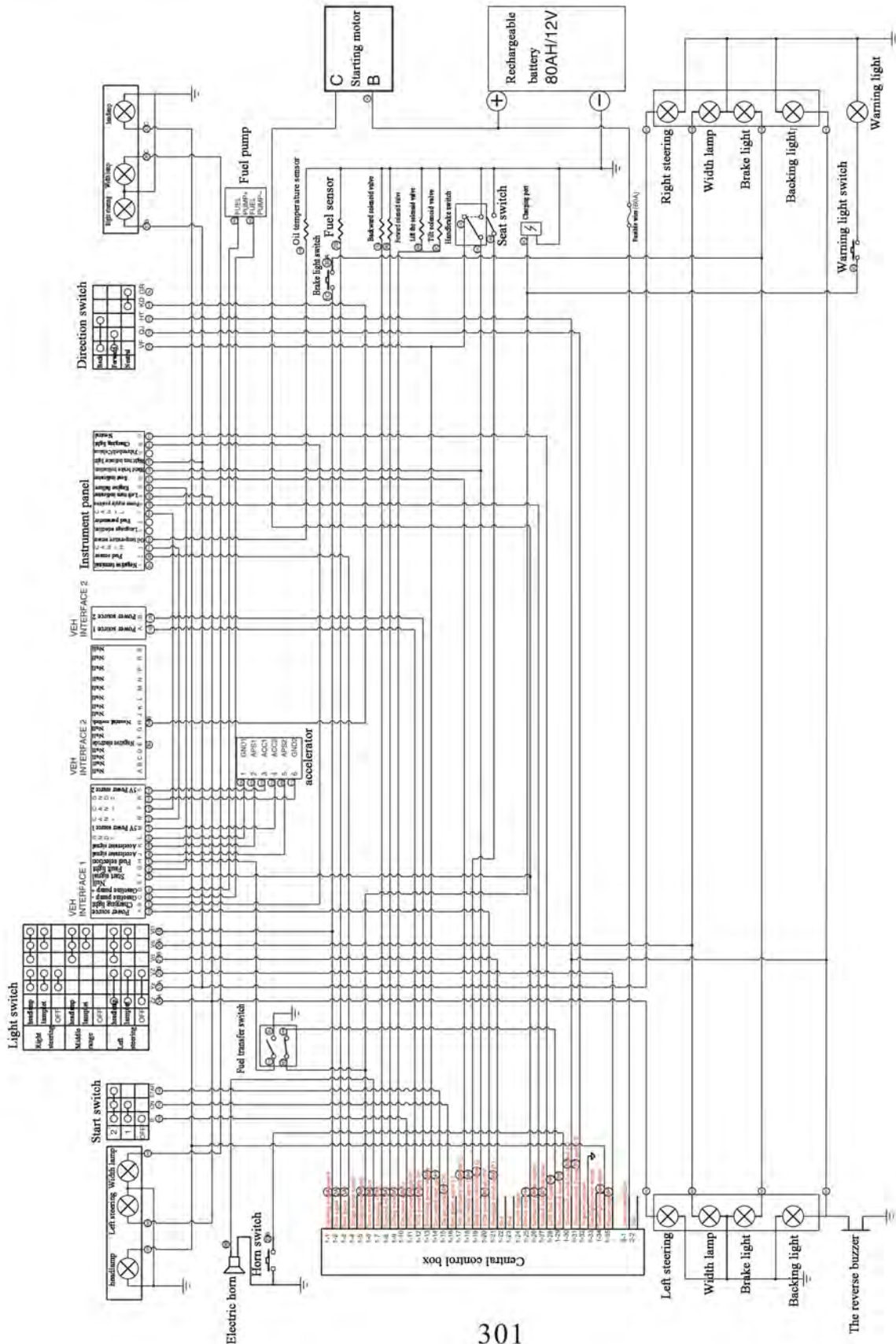
Electric system

Item	Part No	Description	Q'ty	Remark
22	A30P2-01200	Rear tail lamp adapter	1	
23	DT09G-DJB12B	Back buzzer	1	
-	A30C2-60500	Back buzzer	1	
24	GB/T5783	M6×20 Bolt	1	
25	GB/T96.1	6 Washer	2	
26	GB/T93	6 Washer,lock	1	
27	GB/T6170	M6 Nut	1	
28	DT04G-LTD152	Warning light	1	
29	DT05G-JK205A	Brake switch	1	
30	A30BA2-80300	Vehicle harness	1	
-	A30BA2-80400	Vehicle harness	1	
-	A30BA2-80100	Vehicle harness	1	
31	180型	Belt clip	15	
32	DT03G-R1/2SY	Oil temperature sensor	1	
33	DT03G-WG430	Water temperature sensor	1	
34	A30P2-00800	Tricolor tail lamp	1	
35	A30P2-00900	Tricolor tail lamp	1	
36	A70S2-00900	Emergency power off switch	1	

# Vehicle harness



# Electric system



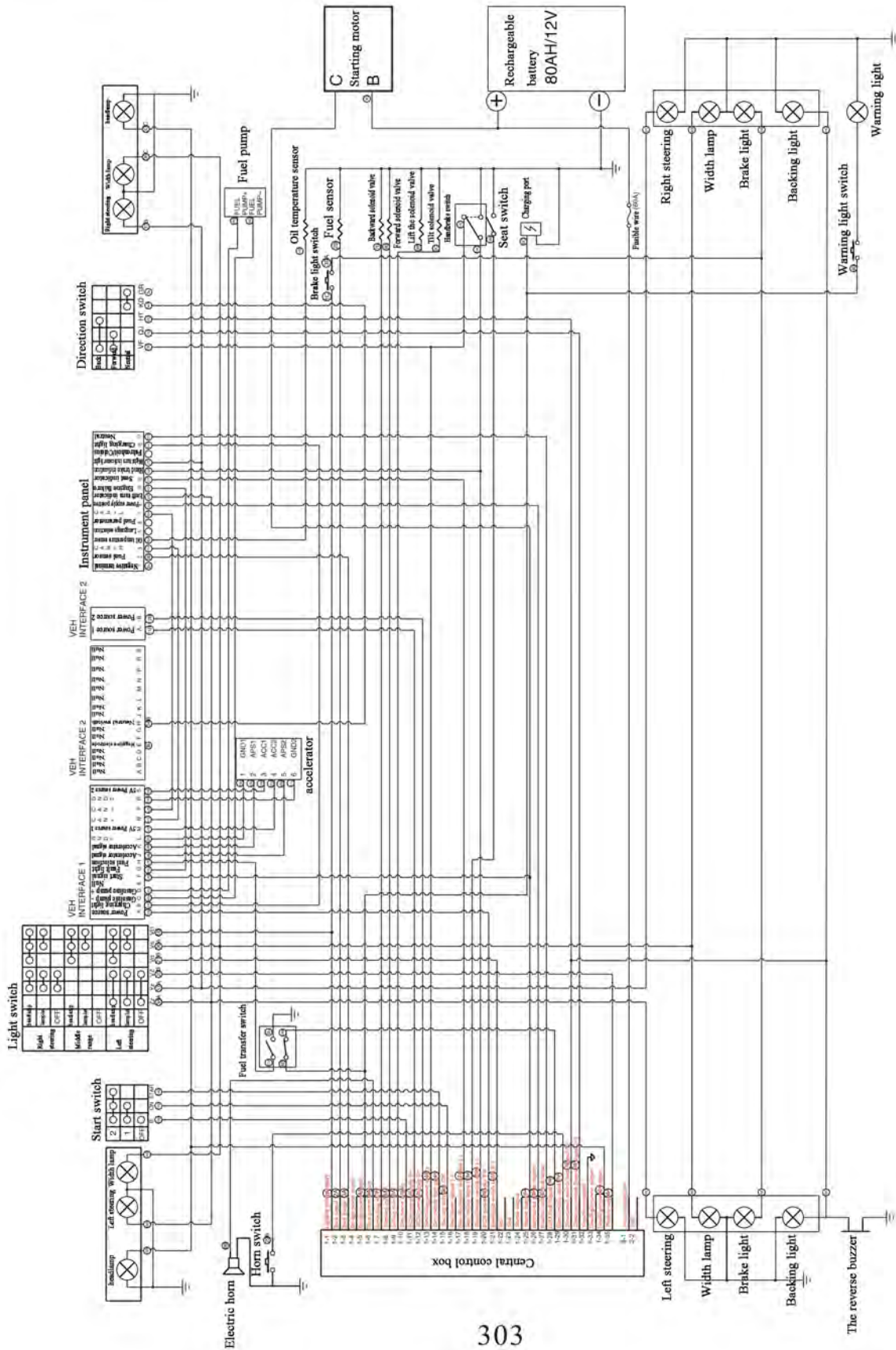
Gambit 8800-KB4/KB1

Electric system

Item	Part No	Description	Q'ty	Remark
1	A30C2-20002	Battery	1	
2	A30G2-80900	Cable (+)	1	
3	A30C2-00800	Cable (-)	1	
4	A30C2-80900	Fused link wire	1	
5	DT04G-12WD2	Head lamp ass'y	2	
6	DT04G-12ZQX	Front lamp	2	
7	A30C2-00400	Left head guard harness	1	
8	A30C2-00500	Right head guard harness	1	
9	A30BJ2-70300	Combination instrument	1	
10	GB/T5783	M6×35 Bolt	4	
11	GB/T96.1	6 Washer	4	
12	A30A6-00008	Bushing	4	
13	A30C2-60400	Integral switch	1	
14	DT09G-DL124ED	Electric horn	1	
15	GB/T5783	M8×20 Bolt	1	
16	GB/T97.1	8 Washer	1	
17	GB/T93	8 Washer,lock	1	
18	A22E2-10100	Box	1	
19	GB/823	M5×12 Screw	4	
20	A30C2-60500	Back buzzer	1	
21	GB/T5783	M6×20 Bolt	1	
22	GB/T96.1	6 Washer	2	
23	GB/T93	6 Washer,lock	1	
24	GB/T6170	M6 Nut	1	
25	DT04G-LTD152	Warning light	1	
26	DT05G-JK205A	Brake switch	1	
27	A40U2-80100	Vehicle harness	1	
28	180型	Belt clip	15	
29	DT03G-R1/2SY	Oil temperature sensor	1	
30	A30P2-00800	Tricolor tail lamp	1	



# Electric system



---

Gambit 8800-KB4/KB1

Electric system

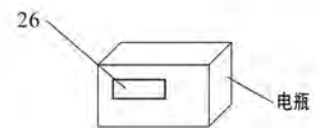
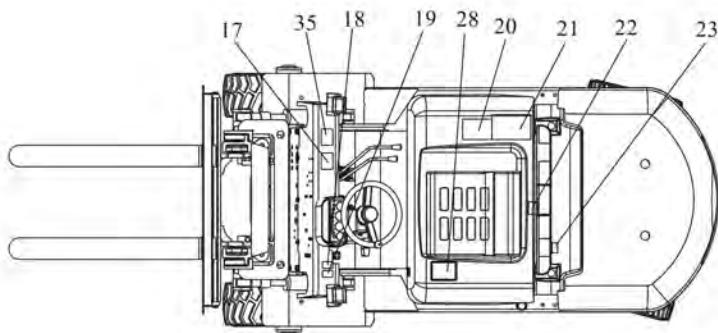
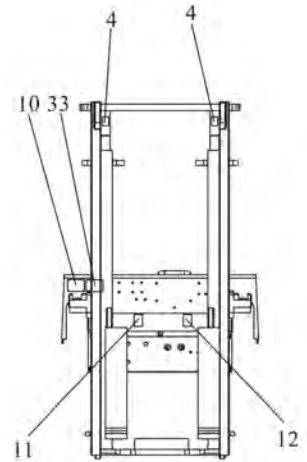
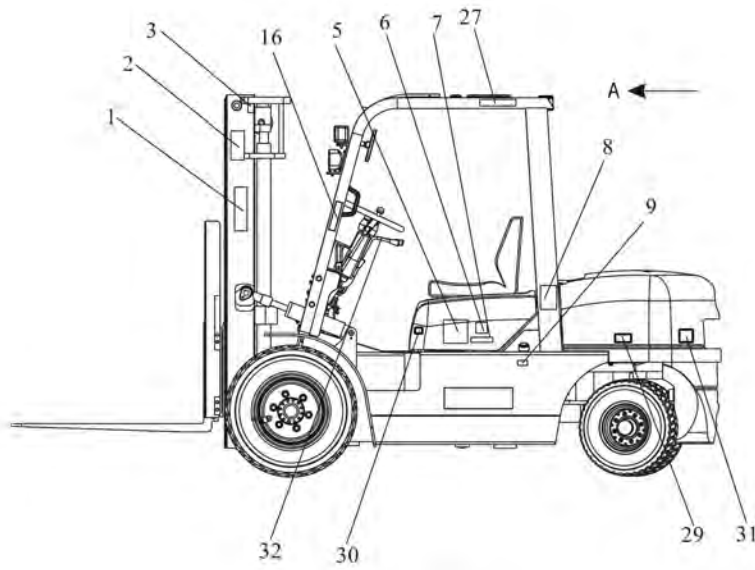
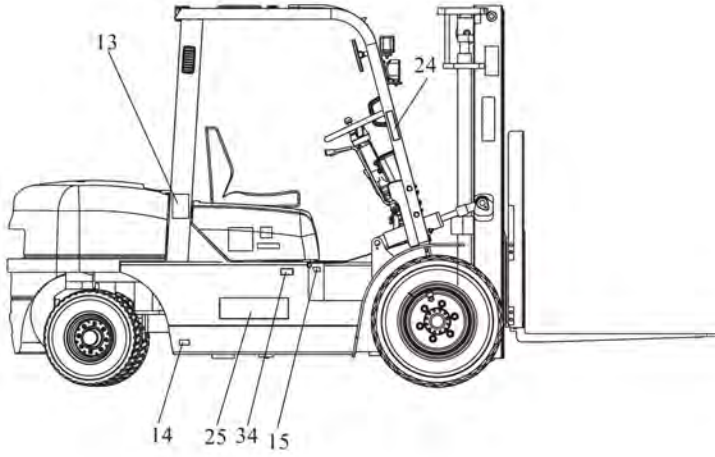
Item	Part No	Description	Q'ty	Remark
31	A30P2-00900	Tricolor tail lamp	1	
32	A30BN2-60100	Accelerator	1	
33	A30PI2-50100	Fuel sensor	1	



---

## **J**、SCUTCHEON

# Decal

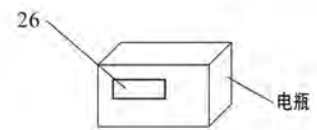
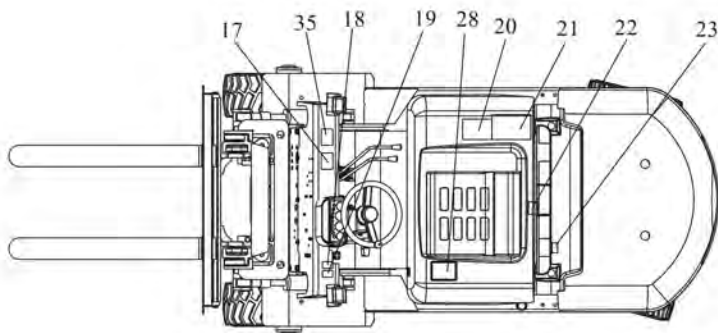
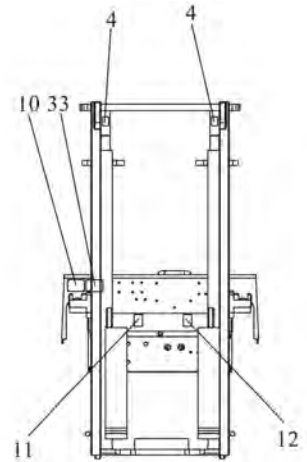
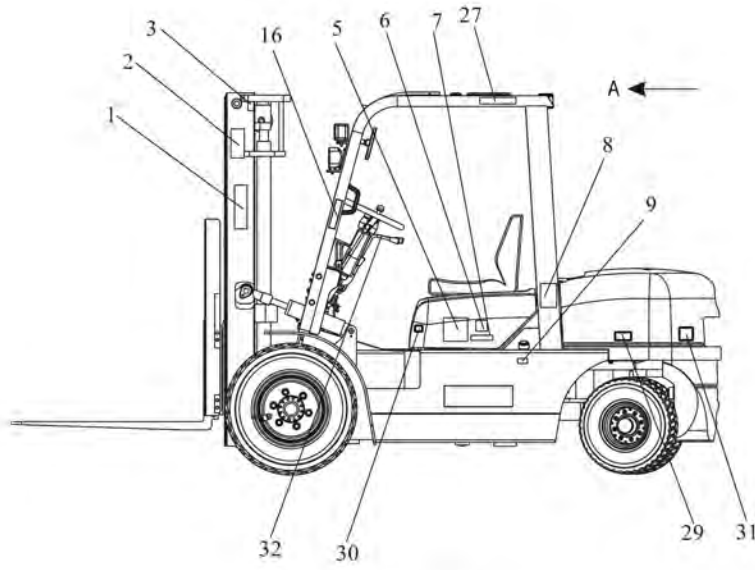
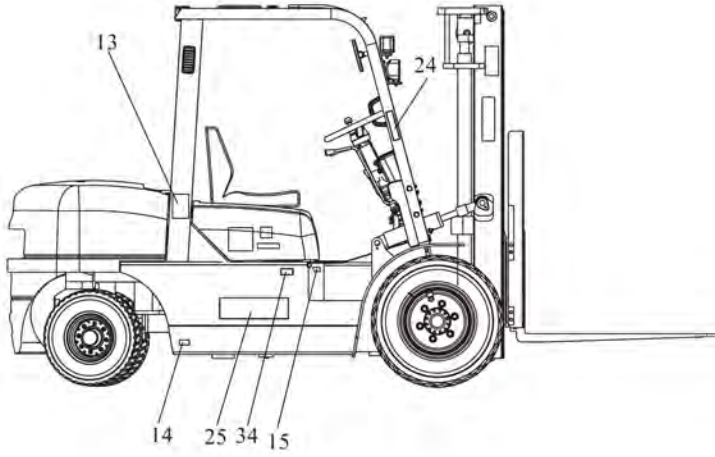


## Decal

Item	Part No	Description	Q'ty	Remark
1		Decal	2	
2	GCI0001	Decal, safety	2	
-	GCIY053	Decal, safety	2	
3	GCI0022	CE Decal,sling	2	
4	GCI0014	Decal,sling	2	
-	GCIY066	Decal,sling	2	
5	GCI0006	Decal,model	2	
6	GCI0032	"40" Decal	2	
7		CUSTOMER LOGO Decal	2	
8	GCI0005	Decal,caution	1	
-	GCIY057	Decal,caution	1	
9	GCI0008	DIESEL Decal,fuel	1	
-	GCI0091	GASOLINE Decal,fuel	1	
-	GCI0092	LPG Decal,fuel	1	
-	GCIY060	Decal,fuel	1	
-	GCIY095	Decal,fuel	1	
-	GCIY096	Decal,fuel	1	
10	GCI0716	Name plate	1	
-	GCIY717	Name plate	1	
11	GCI0016	Decal, padlod mast space	1	
-	GCIY068	Decal, padlod mast space	1	
12	GCI0017	Decal,notice thumb hand	1	
-	GCIY069	Decal,notice thumb hand	1	
13	GCI0013	Decal,tyre safety	1	
-	GCIY065	Decal,tyre safety	1	
14	GCI0015	Decal,air pressure	1	
-	GCIY067	Decal,air pressure	1	
15	GCI0010	Decal,adding hydraulic oil	1	
-	GCIY062	Decal,adding hydraulic oil	1	
16	GCIY273	Read instructions warning	1	



# Decal

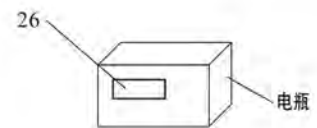
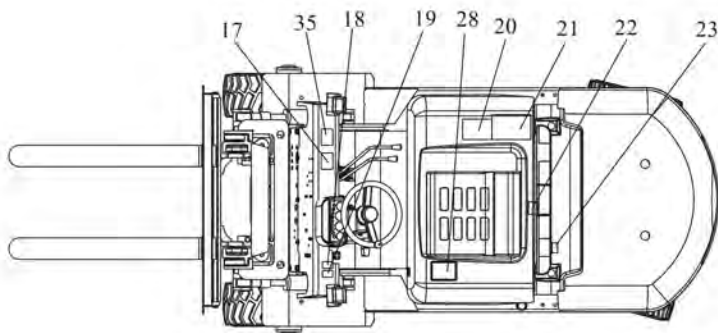
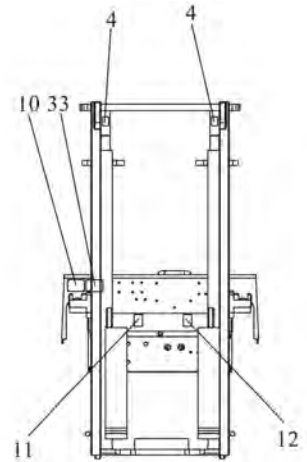
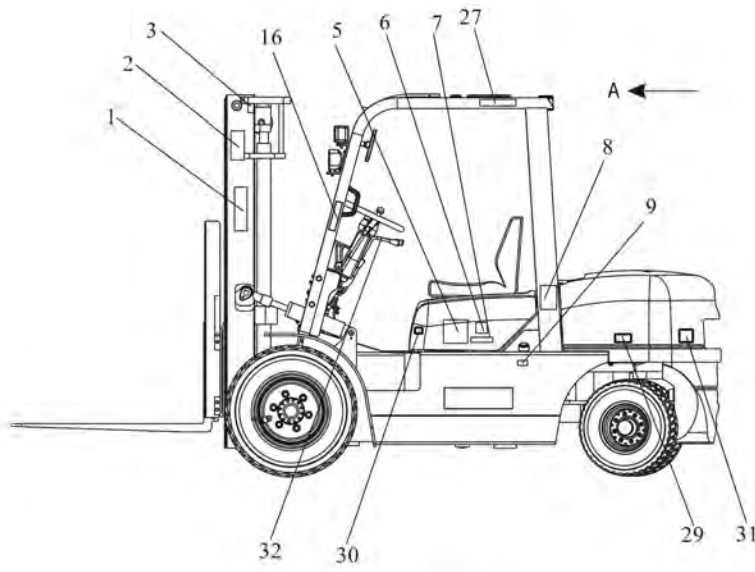
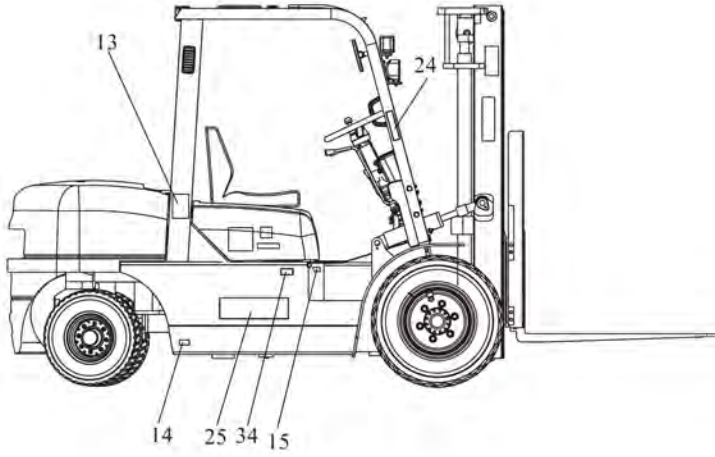


## Decal

Item	Part No	Description	Q'ty	Remark
17	GCI0736	4t Decal,lubrication chart	1	
-	GCIY737	4t Decal,lubrication chart	1	
18	GCI0407	Decal,Parking brake adjustment	1	
-	GCIY275	Decal,Parking brake adjustment	1	
19	GCI0412	Decal	1	
-	GCIY411	Decal	1	
20	GCI0003	Decal,lubrication chart	1	
-	GCIY055	Decal,lubrication chart	1	
21	GCI0004	Decal	1	
-	GCIY056	Decal	1	
22	GCI0012	Decal,fan safety	1	
-	GCIY064	Decal,fan safety	1	
23	GCI0009	Decal,antifreeze liquid	1	
-	GCIY061	Decal,antifreeze liquid	1	
24	GCIY272	Fasten seat belts warning logo	1	
25		Decal	1	
26	GCI0122	Warning Logo	1	
-	GCIY124	Warning Logo	1	
27	GCI0121	Electrical warning logo	1	
-	GCIY125	Electrical warning logo	1	
28	GCI0409	Ban manned sign	1	
-	GCIY410	Ban manned sign	1	
29	GCIY408	Weight lifting logo	2	
30	GCI0768	Hood opening step sign	1	
-	GCIY769	Hood opening step sign	1	
31	GCI0766	Tighten wheel nut plate	1	
-	GCIY767	Tighten wheel nut plate	1	
32	GCI1065	LPG conversion sign	1	
33	GCI1911	Environmental information label	1	
34	GCI2157	Decal	1	



# Decal



---

## Decal

Item	Part No	Description	Q'ty	Remark
-	GCIY2165	Emission control diagnostic port Decal	1	
35	GCI2026	DPF Regeneration operation instruction Decal	1	
-	GCIY2166	DPF Regeneration operation instruction Decal	1	

